


# Unit 7

## Oral and Maxillofacial Instruments

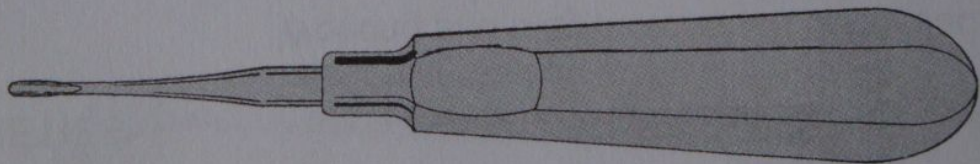
## PERIOSTEAL ELEVATOR– *Seldin*:

- FUNCTION:** To detach tissue from bone following an incision or to detach the periosteum and gingival tissues prior to placement of the extraction forceps
- TRAY SET-UP:** Used for most surgical procedures: extractions, gingivoplasty, alveoplasty, and cyst removal
- VARIETIES:** Double ended with one round, blunted end and one pointed end  
7A wax spatula may be used as a periosteal elevator
- COMMON DESIGNS:** Seldin, Molt



## STRAIGHT ELEVATORS:

- FUNCTION: To loosen tooth or root from bony socket prior to placement of the extraction forceps
- TRAY SET-UP: Tooth and root extraction
- VARIETIES: Single-end rounded working end in several sizes
- Often referred to by number- common sizes: 1, 34, 301



## ANGULAR ELEVATORS– *Potts:*

**FUNCTION:** To loosen tooth or root from bony socket prior to placement of the extraction forceps

**TRAY SET-UP:** Tooth and root extraction

**VARIETIES:** Handles may be either large and straight or T-bar design  
Working end may be rounded or pointed in several sizes  
Used in pairs

**COMMON DESIGNS:** “flag” or Cryer, Potts, Crane Pick

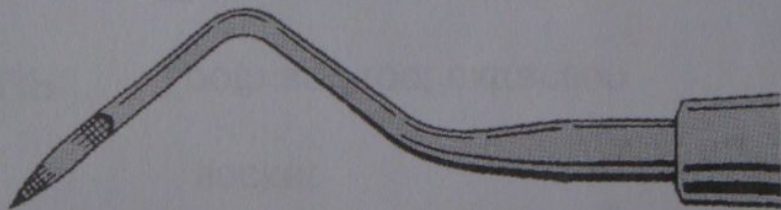





## **ROOT TIP PICKS– *Angled:***

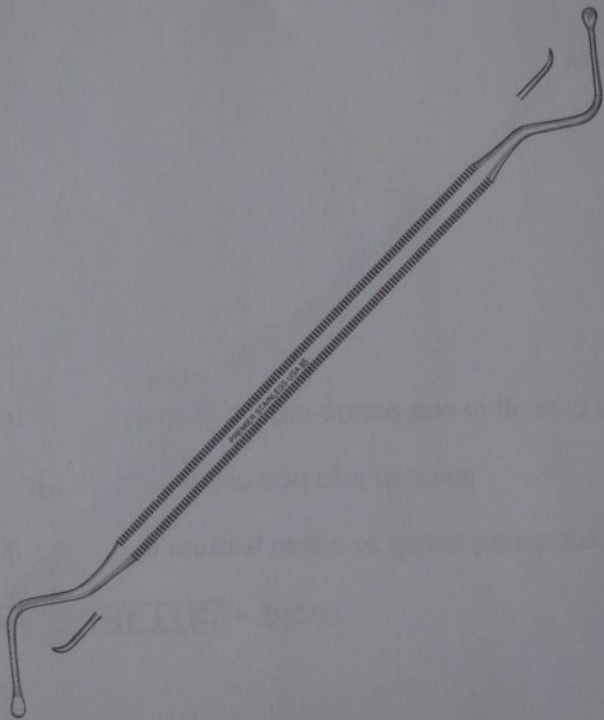
- FUNCTION:** To loosen small root fragments from bony socket
- TRAY SET-UP:** Tooth and root extraction
- VARIETIES:** Thin, pointed working end which may be straight or angled  
Single or double-ended





## **SURGICAL CURETTES– *Double ended/angular:***

- FUNCTION:** To remove tissue or debris from bony sockets
- TRAY SET-UP:** Extraction and cyst removal
- VARIETIES:** Usually double-ended and angular in several sizes



Unit 7-19

**SURGICAL CURETTES– *Molt:***

FUNCTION: To remove tissue or debris from bony sockets

TRAY SET-UP: Extraction and cyst removal

VARIETIES: Usually double-ended and angular in several sizes



Unit 7-21

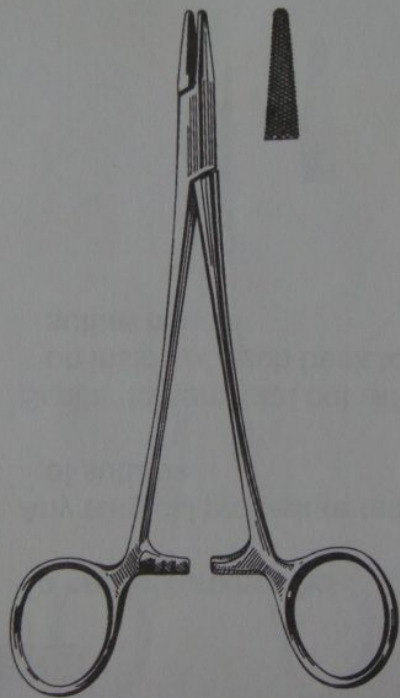
## HEMOSTATS:

FUNCTION: To securely hold small items, clamp blood vessels, remove small pieces of tooth or bone

TRAY SET-UP: Almost all surgical set-ups

VARIETIES: Angled or straight with locking, scissor-like handles


COMMON NAMES: Mosquito, Kelly





## **NEEDLE HOLDERS:**

- FUNCTION:** To hold suture needle
- TRAY SET-UP:** Any surgical procedure requiring placement of sutures
- VARIETIES:** Similar to hemostat but with a concave area on inside of each beak to allow for curve of suture needle



Unit 7-25

## SCALPEL– *Handle:*

- FUNCTION:** To cut soft tissue – a surgical knife
- TRAY SET-UP:** Most surgical set-ups: impaction, extraction, biopsy, frenectomy, gingivoplasty, alveoplasty, incision and drainage, apicoectomy
- VARIETIES:** Metal, sterilizable handle with replaceable blades  
Disposable handle with attached blade  
Common blade sizes: # 11, 12, 15

## **SCALPEL– *Blade #11:***

- FUNCTION:** To cut soft tissue – a surgical knife
- TRAY SET-UP:** Most surgical set-ups: impaction, extraction, biopsy, frenectomy, gingivoplasty, alveoplasty, incision and drainage, apicoectomy
- VARIETIES:** Metal, sterilizable handle with replaceable blades  
Disposable handle with attached blade  
Common blade sizes: # 11, 12, 15






**SCALPEL– *Blade #12:***

- FUNCTION:** To cut soft tissue – a surgical knife
- TRAY SET-UP:** Most surgical set-ups: impaction, extraction, biopsy, frenectomy, gingivoplasty, alveoplasty, incision and drainage, apicoectomy
- VARIETIES:** Metal, sterilizable handle with replaceable blades  
Disposable handle with attached blade  
Common blade sizes: # 11, 12, 15





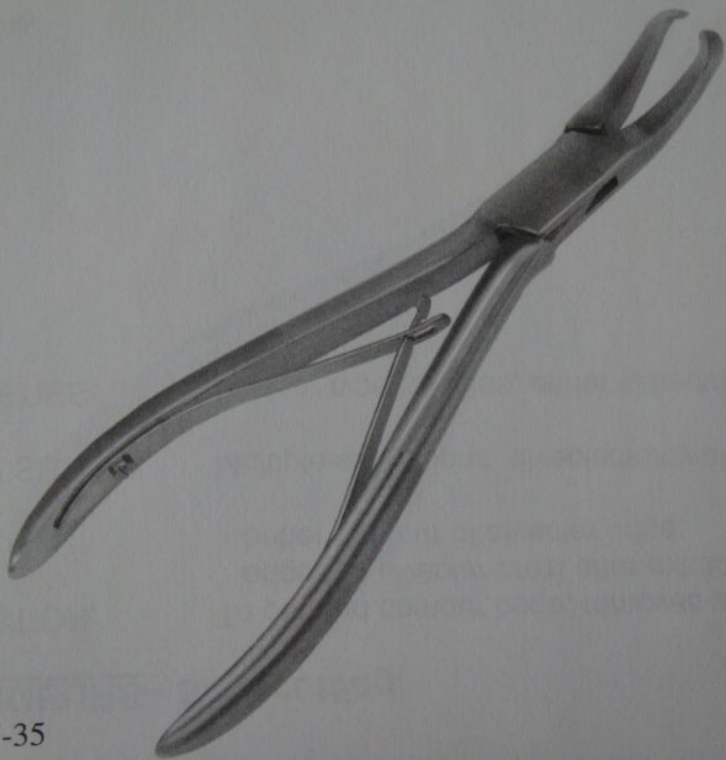
**SCALPEL– *Blade #15:***

- FUNCTION:** To cut soft tissue – a surgical knife
- TRAY SET-UP:** Most surgical set-ups: impaction, extraction, biopsy, frenectomy, gingivoplasty, alveoplasty, incision and drainage, apicoectomy
- VARIETIES:** Metal, sterilizable handle with replaceable blades  
Disposable handle with attached blade  
Common blade sizes: # 11, 12, 15



**RONGEURS– *End-cutting:***

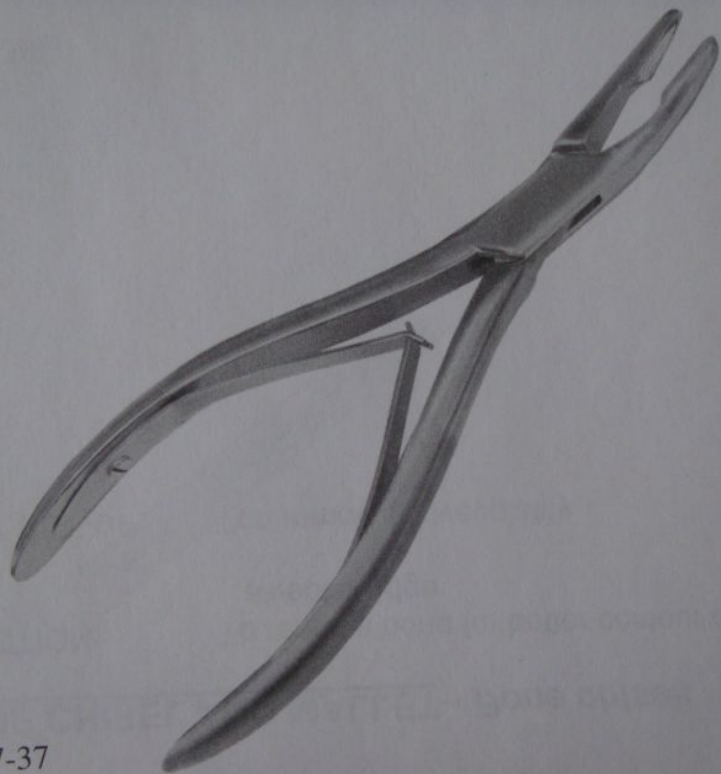
- FUNCTION: To cut and contour bone, removes sharp edges of alveolar crest after extractions for better contour of alveolar ridge
- TRAY SET-UP: Multiple extractions, alveolectomy/alveoplasty
- VARIETIES: Scissor type handles, either side-cutting or end-cutting



Unit 7-35

## RONGEURS– *Side-cutting:*

- FUNCTION: To cut and contour bone, removes sharp edges of alveolar crest after extractions for better contour of alveolar ridge
- TRAY SET-UP: Multiple extractions, alveolectomy/alveoplasty
- VARIETIES: Scissor type handles, either side-cutting or end-cutting



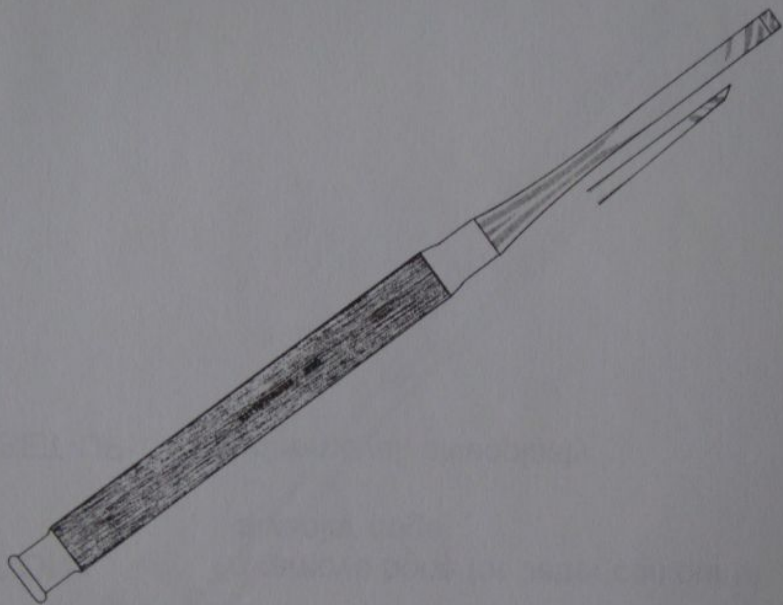
Unit 7-37



**BONE CHISEL AND MALLET– *Bone chisel:***

**FUNCTION:** To remove bone for better contour of alveolar ridge

**TRAY SET-UP:** Tori removal, alveoplasty

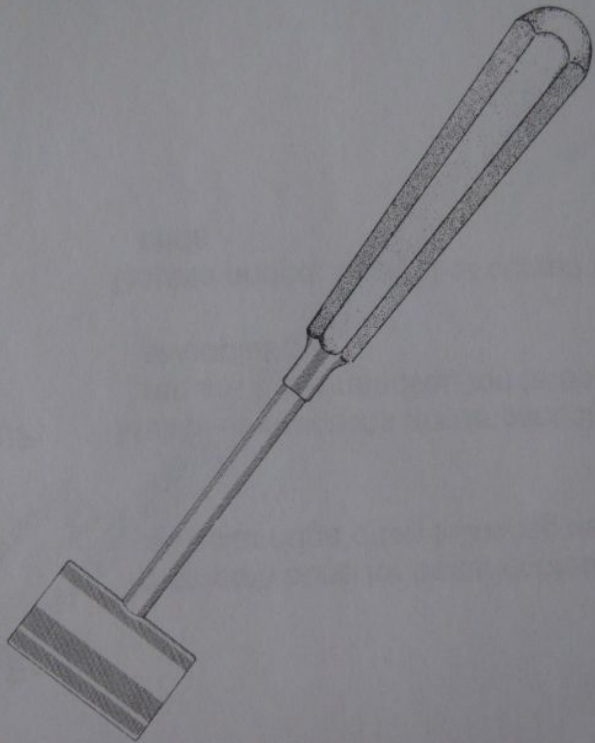


Unit 7-39

**BONE CHISEL AND MALLET– *Mallet:***

FUNCTION: To remove bone for better contour of  
alveolar ridge

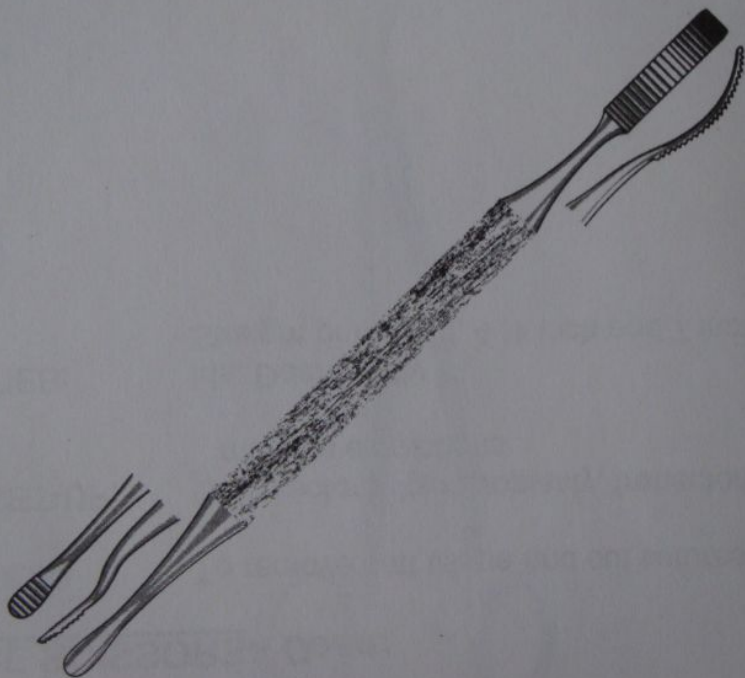
TRAY SET-UP: Tori removal, alveoplasty



Unit 7-41

## **BONE FILE:**

- FUNCTION:** To smooth bone for better contour of alveolar ridge often following use of rongeurs
- TRAY SET-UP:** Multiple extractions and impactions that require bone removal, tori removal, alveoplasty
- VARIETIES:** Double ended, straight or curved working ends




## TISSUE SCISSORS– *Dean:*

- FUNCTION: To remove soft tissue and cut sutures
- TRAY SET-UP: Gingivectomy/gingivoplasty, frenectomy,  
multiple extractions
- VARIETIES: Iris, Dean, Kelly  
Straight or curved, 4 ½ inch and 7 inch



Unit 7-45

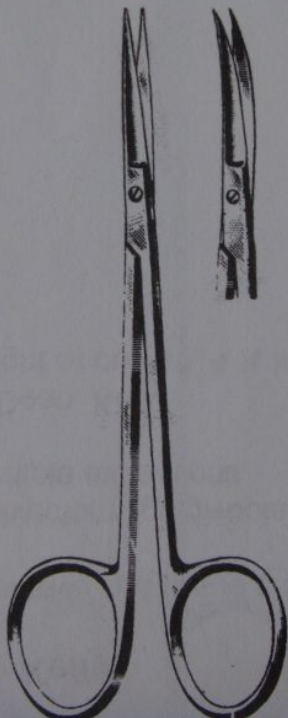


## TISSUE SCISSORS– *Iris*:

FUNCTION: To remove soft tissue and cut sutures

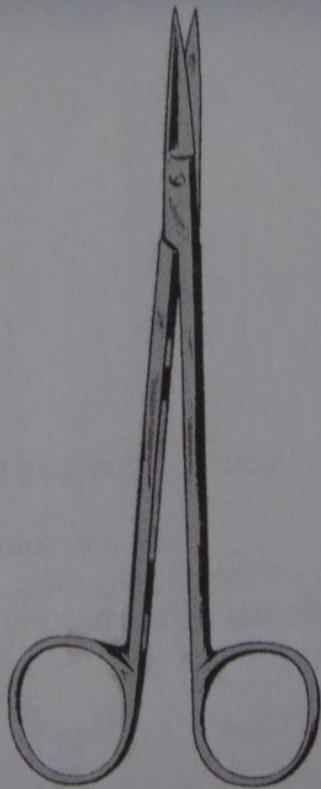
TRAY SET-UP: Gingivectomy/gingivoplasty, frenectomy,  
multiple extractions

VARIETIES: Iris, Dean, Kelly  
Straight or curved, 4 ½ inch and 7 inch



## **TISSUE SCISSORS– *Kelly:***

- FUNCTION:** To remove soft tissue and cut sutures
- TRAY SET-UP:** Gingivectomy/gingivoplasty, frenectomy,  
multiple extractions
- VARIETIES:** Iris, Dean, Kelly  
Straight or curved, 4 ½ inch and 7 inch



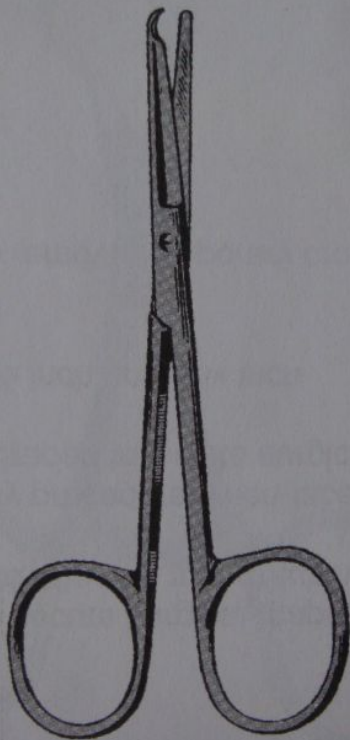
Unit 7-49

## **SUTURE SCISSORS:**

FUNCTION: To cut sutures for removal

TRAY SET-UP: Suture removal

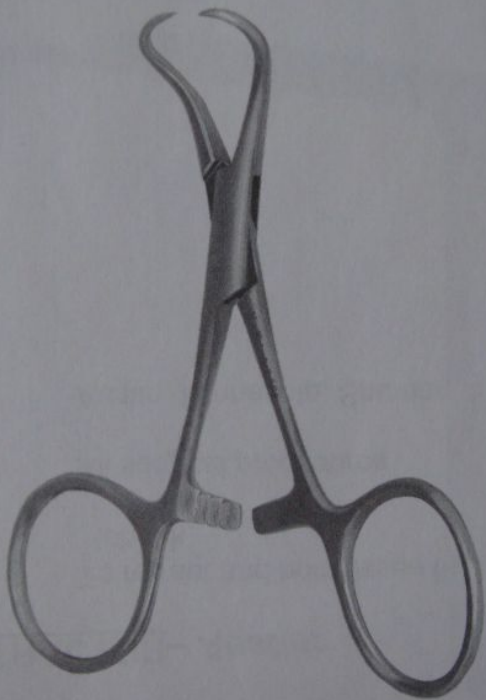
VARIETIES: 3 ½ inch and 5 ½ inch



## TOWEL CLAMPS:

- FUNCTION: To secure surgical drapes and to secure plastic and rubber tubing to drapes
- TRAY SET-UP: Any procedure when face and head are draped to isolate surgical area
- VARIETIES: 3 ½ inch and 5 ¼ inch
- ADDITIONAL USES: To remove temporary crowns





Unit 7-53