



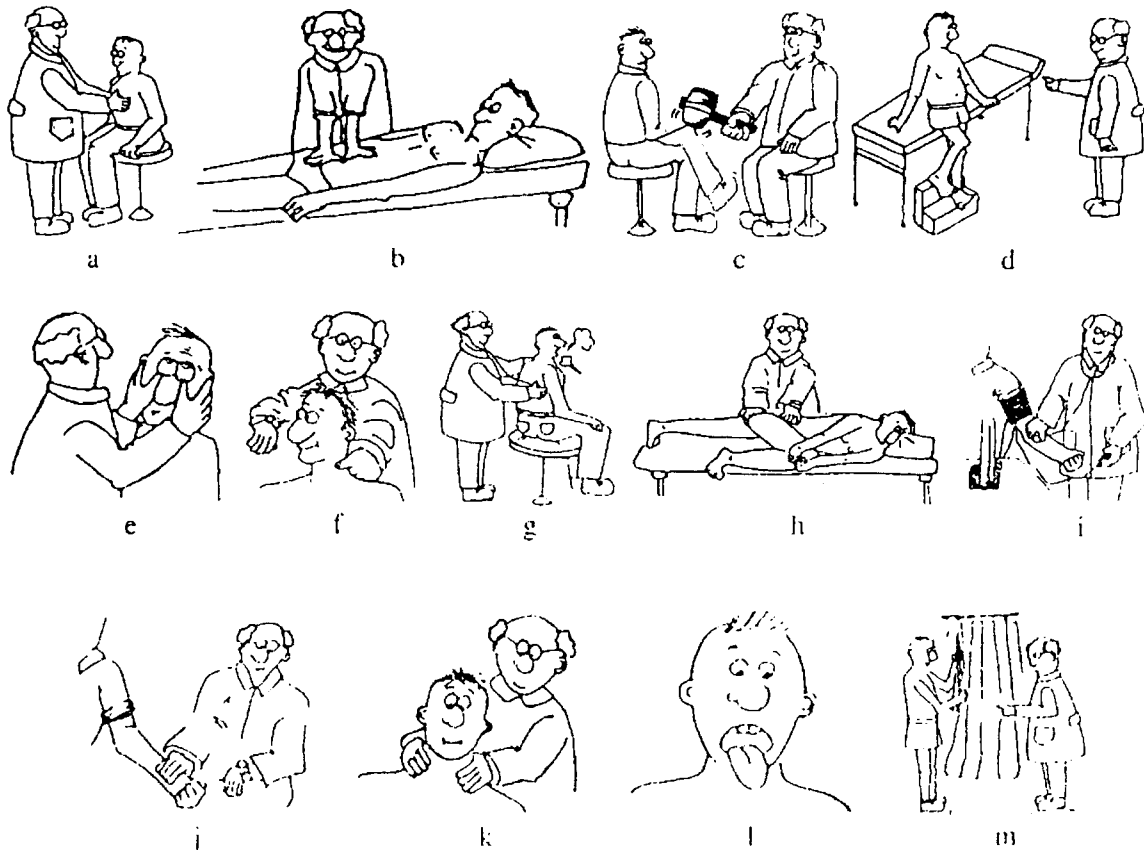
1  Match the verbs with the various objects or parts of the body with which they are usually associated.

- | | |
|---------------|---------------------------|
| a) take off | A a deep breath |
| b) strip to | B your wrist |
| c) lie on | C your arm |
| d) give me | D your clothes |
| e) straighten | E your arms by your sides |
| f) stick out | F the couch/table |
| g) hold | G your breath |
| h) take | H the waist |
| i) put | I your tongue |

2 Match the instructions in column A with the phrases which should follow them in column B.

- | | |
|------------------------------------|--|
| A | B |
| a) I'd like to examine you. | A Stick your tongue out for me. |
| b) Give me your wrist. | B Look up for me, please. |
| c) Let's take your blood pressure. | C Would you take off your clothes. |
| d) Let's have a look at your eyes. | D Breathe out quietly. |
| e) Turn your head. | E I'm going to take your pulse. |
| f) Open your mouth. | F I want to check the pulse in your neck |
| g) I want to listen to your heart. | G Will you straighten your arm for me, please. |

3  Listen to the instructions given by the doctor when examining a patient and number the pictures.



4 Look at the pictures again and practise giving instructions to your patient using polite forms with the following phrases:

Would you mind ...ing
Can you just ...
Let me ...
Will you ...

Would you like to ...
If you can / just ...
I want you to ...

Could you just ...
Please ...
I'd like you to ...
Would you ...