

Circulatory Reactions

Assoc. Prof. MUDr. Markéta Bébarová, Ph.D.

Department of Physiology, Faculty of Medicine, Masaryk University



This presentation includes only the most important terms and facts. Its content by itself is not a sufficient source of information required to pass the Physiology exam.



Circulatory Reactions

- Regulation of circulation – a complex system of feedbacks, dynamic balance.
- Individual parameters regulated by neural and humoral mechanisms, both systemic and local – their quantitative ratio changes dynamically.
- Physiological stimuli in a healthy person - rather standard reaction.

Circulatory Reactions

- **Orthostatic / Clinostatic Reaction**

- a change of the body position from lying to standing / from standing to lying

- due to **gravity**:

→ ↑ BP in all vessels below the heart level

→ ↓ BP in all vessels above the heart level

sudden closure of venous valves due to ↑ BP + ↑ venous pressure due to continuous blood inflow from arteries → **total filling of veins considerably ↑, blood flow sustained → dilation of veins**

↓ venous return → ↓ stroke volume → ↓ BP (also due to the direct effect of gravity) → **inhibition of baroreceptors (baroreflex)**

orthostatic hypotension

Circulatory Reactions

- **Orthostatic / Clinostatic Reaction**

- a change of the body position from lying to standing / from standing to lying

- orthostatic reaction – due to **gravity**:

- a) acute reaction – passes within 1 min
(*tilt-up test*)

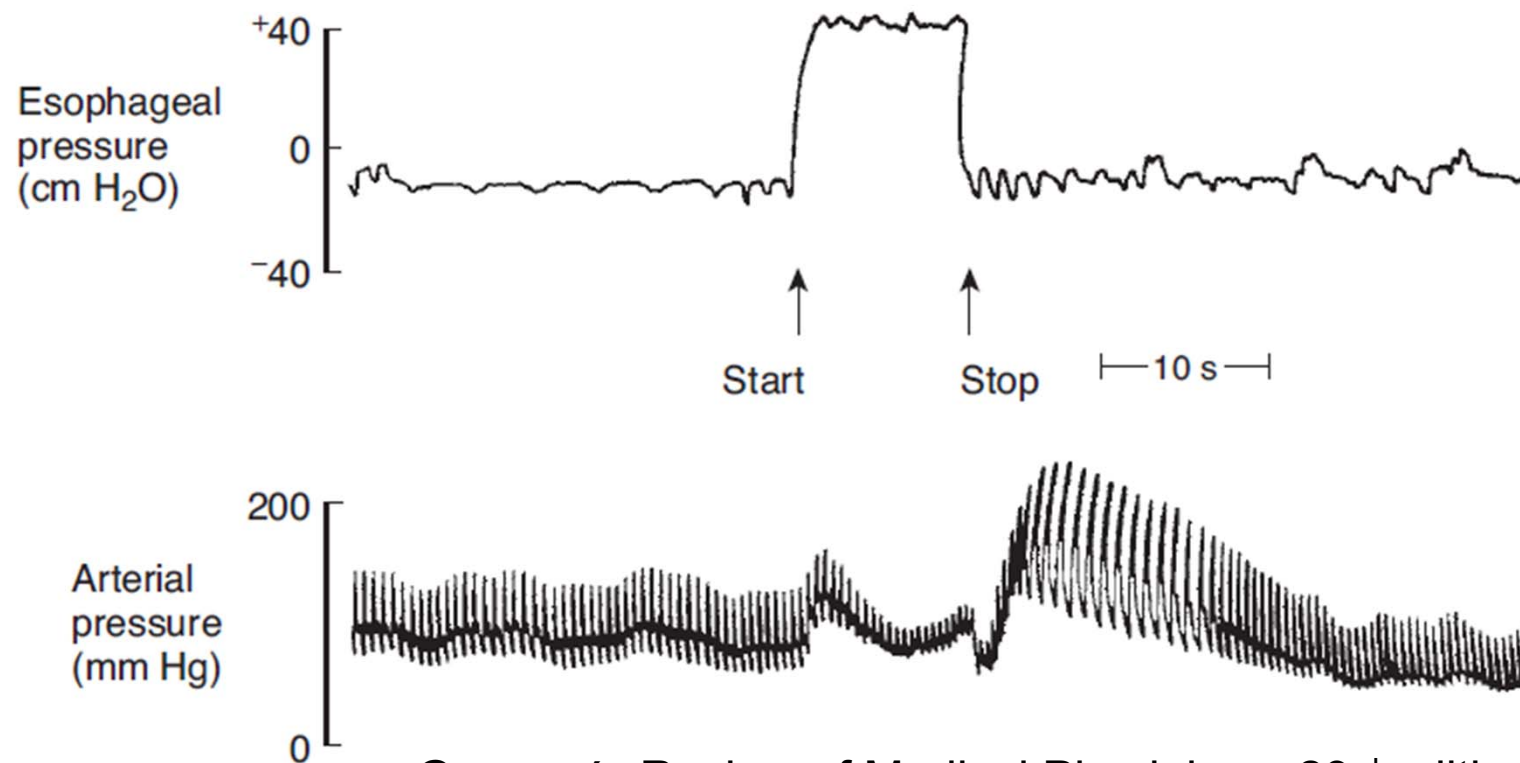
- b) subsequently:

- ↑ **capillary filtration** → ↓ plasma volume

- ↑ level of ADH + ↑ activity of RAS + reflex vasoconstriction in kidneys → ↓ **excretion of salt and water in kidneys**

Circulatory Reactions

- **Valsalva Maneuver**
- forced expiration over closed or narrowed glottis (cough, defecation, lifting of heavy objects, *etc.*)



Ganong's Review of Medical Physiology, 23rd edition.

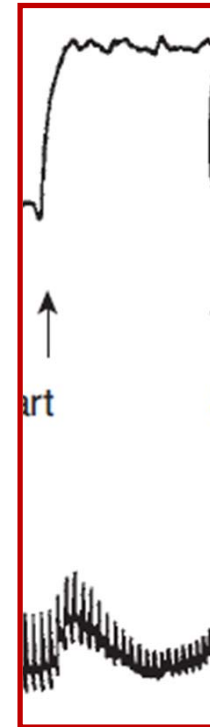
Circulatory Reactions

- **Valsalva Maneuver**

- **start of maneuver** → ↑ **intrathoracic pressure:**

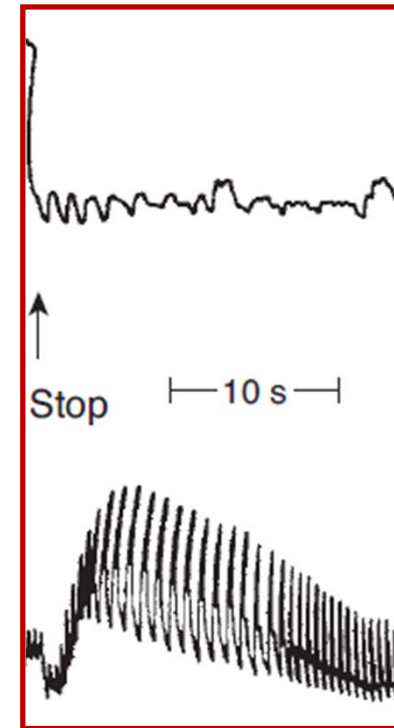
→ ↑ **BP**

→ compression of chest vessels → ↓
venous return → ↓ stroke volume (Frank-Starling) → ↓ pulse and mean **BP** →
inhibition of baroreceptors → reflex
tachycardia and vasoconstriction → mean
BP at the level before maneuver



Circulatory Reactions

- **Valsalva Maneuver**
- **end of maneuver** → ↓ **intrathoracic pressure:**
→ opposite changes



Circulatory Reactions

- **Diving Reflex**

- diving – excitation of receptors of *n. trigeminus* by cold water:

- apnoe

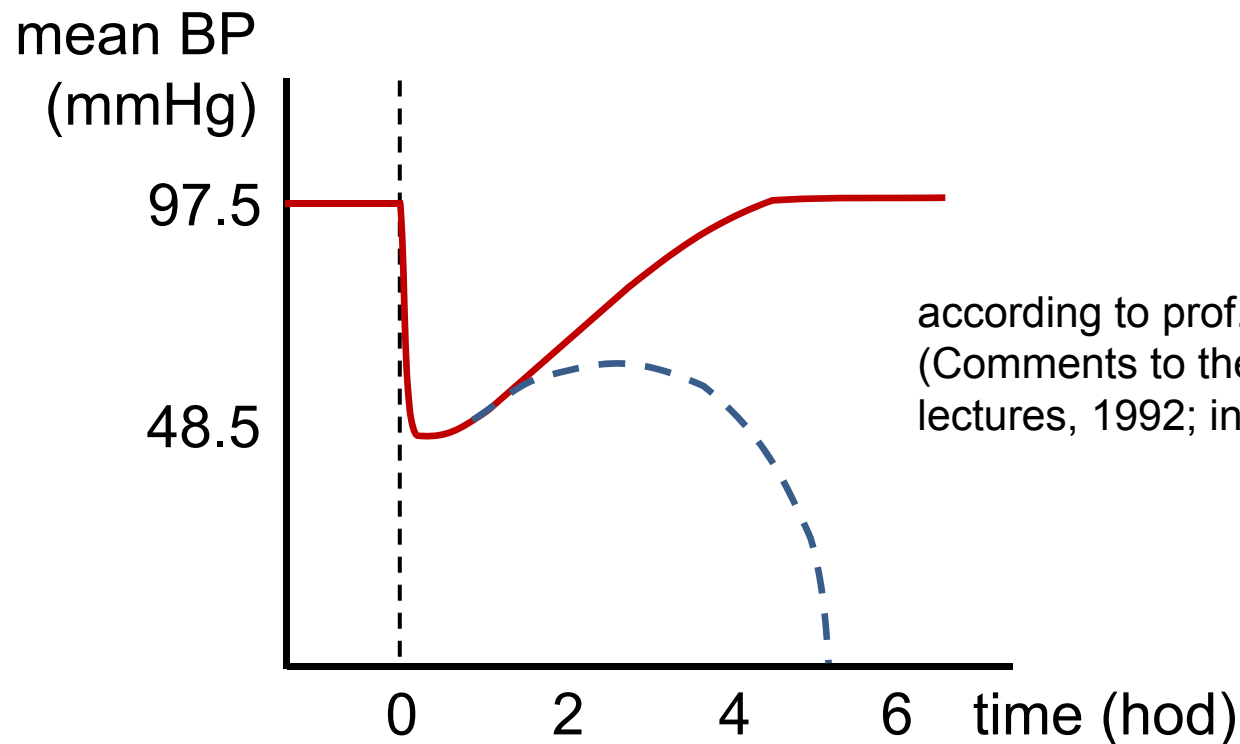
- bradycardia

- peripheral vasoconstriction

~ conservation of limited O₂ reserves for function of brain and heart → prolongation of diving period

Circulatory Reactions

- **Reaction on loss of blood**
- bleeding → hypovolemia → ↓ venous return → ↓ SV → ↓ CO → ↓ **BP** (even shock)



Circulatory Reactions

- **Reaction on loss of blood – sudden**
- The resulting state is dependent on the amount of lost blood and on the velocity of loss of blood!
- **loss of 10 % of the blood volume (~ in a blood donor):**
 - → slightly and transiently ↓ BP
- **loss of 20-30 % of the blood volume :**
 - → ↓ mean BP to about 60-80 mmHg
- **loss of 30-40 % of the blood volume :**
 - → ↓ mean BP to about 50-67.5 mmHg → shock, may shift into an irreversible state

Circulatory Reactions

- **Reaction on loss of blood – sudden**
- bleeding → hypovolemia → ↓ venous return → ↓ SV
→ ↓ CO → ↓ BP (even shock)
- Instantaneous reaction (seconds till minutes)
- Reaction within 5 - 60 min
- Reaction within hours till days

Circulatory Reactions

- **Reaction on loss of blood – sudden**
- **Instantaneous reaction on ↓ BP** (seconds till minutes)
- ↓ stimulation of **baroreceptors**
- **limited tissue perfusion** due to ↑ PR → metabolic acidosis
- **limited renal perfusion** due to ↑ PR (*v. eff. > v. aff.*) → ↑ FF
but, anyway, ↓ urine formation → retention of Na⁺ in body
(prospectively also of waste nitrogen products – uremia!)
- **RAS activation (angiotensine II, aldosteron) + ↑ secretion of ADH, thirst**

Circulatory Reactions

- **Reaction on loss of blood – sudden**
- **Reaction on ↓ BP within 5 - 60 min**
- ↓ capillary hydrostatic pressure → **oncotic pressure > hydrostatic pressure** → reabsorption of fluids from the interstitial tissue into capillaries → **↑ volume of intravasal fluid** („internal transfusion“); consequences!
- The so far described reactions provide the sufficient blood flow through brain and myocardium.

Circulatory Reactions

- **Reaction on loss of blood – sudden**
- **Reaction on ↓ BP within hours till days (even weeks)**
- **restoration of content of salt and water in the organism**
- **restoration of plasmatic proteins including albumin**
- **stimulation of erythropoiesis in the bone marrow**

Circulatory Reactions

- **Reaction on loss of blood – sudden**
- irreversible state (shock) may be caused by:
 - primary heart failure
 - serious tissue hypoxia
- in both cases - *circulus vitiosus!*