

PARASYMPATHETIC NERVOUS SYSTEM

Copyright notice

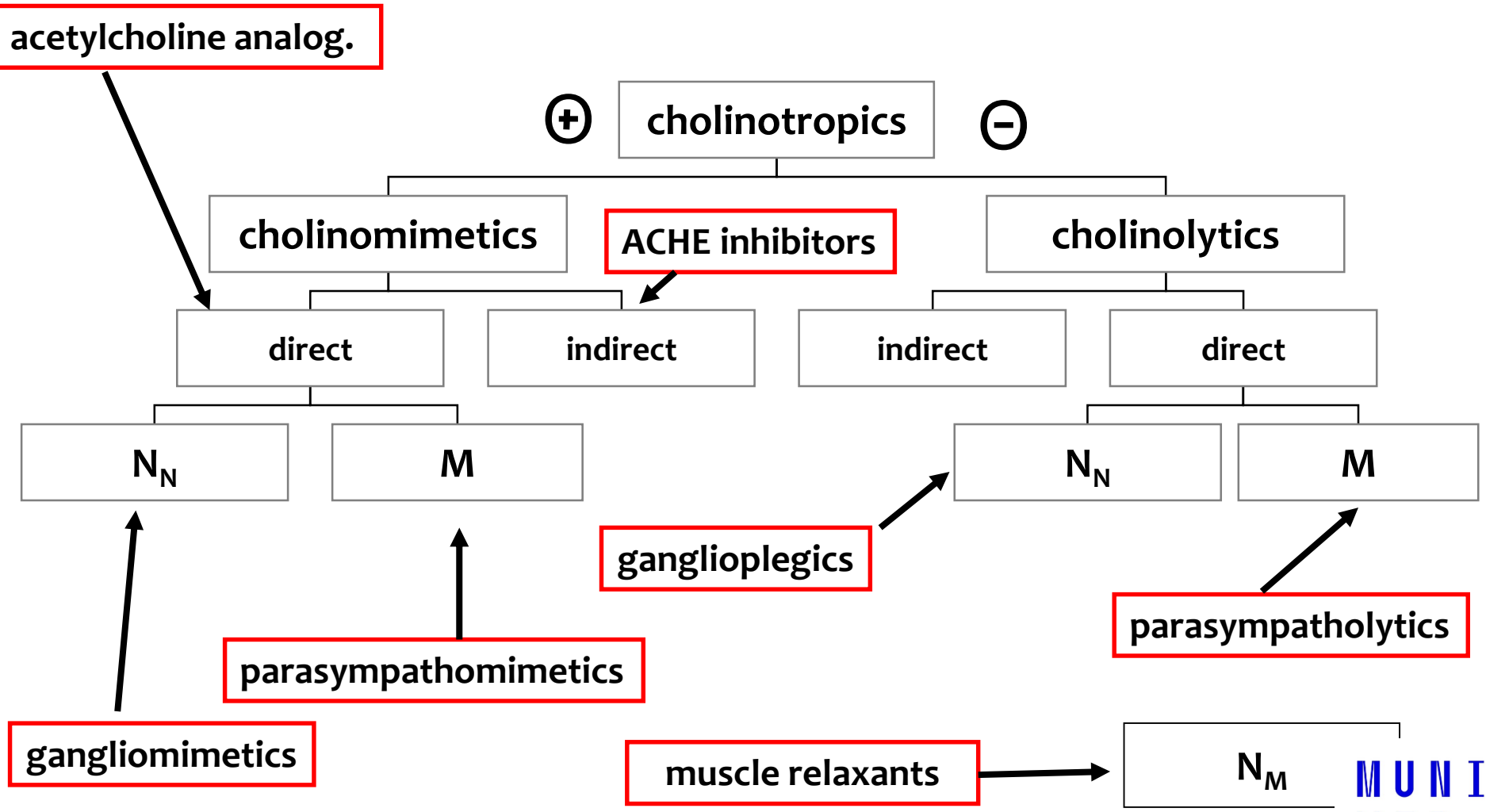
The presentation is copyrighted work created by employees of Masaryk university.

Students are allowed to make copies for learning purposes only.

Any unauthorised reproduction or distribution of the presentation or individual slides is against the law.

Cholinergic nervous system

- pharmacological interventions



Terminology:

Cholinomimetics - ↑ activity at cholinergic synapses

- direct – ACh and its analogues
 - they imitate ACh effects on M and N receptors
- indirect - ACHE inhibitors
 - always non-selective
 - » short-term effect - edrophonium
 - » intermediate and long-term effect - carbamates („stigmins“)
 - » very long effect - organophosphates

Parasympathomimetics - they imitate ACh effect on M rc.

- direct (mostly non-selective effect)
- stimulatory agents selective to M receptors for ACh

Terminology:

Cholinolytics

- direct:

- agents blocking acetylcholine receptors

Parasympatholytics - M receptor blockers

- without any effect on nicotinic receptors

Ganglioplegics - N_N -receptor blockers

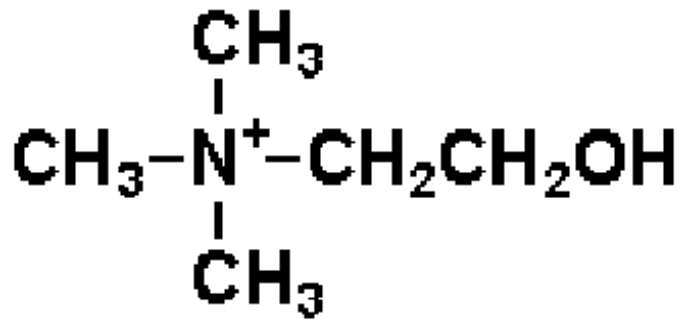
Peripheral muscle relaxants (non-depolarizing) –

- N_M -receptor blockers

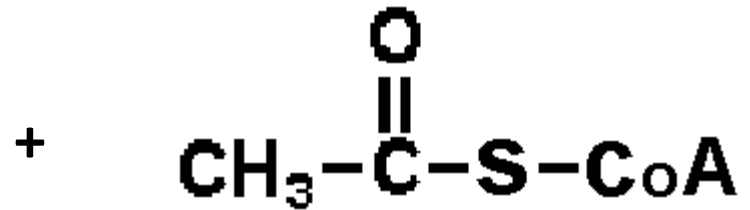
- indirect: e.g. presynaptic inhibition of ACh release

Acetylcholine synthesis

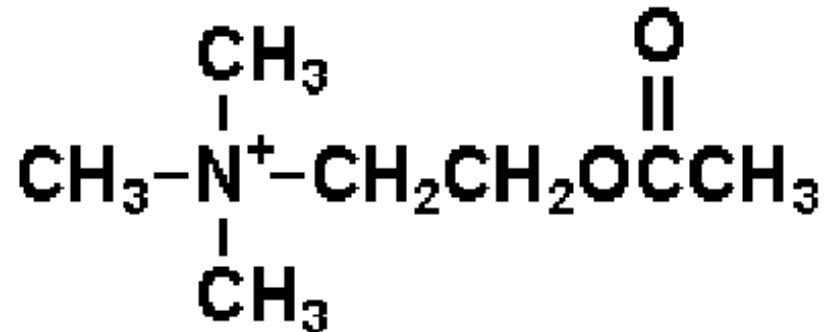

choline in a lecithin form is a dietary supplement
lecithin acts as a precursor to ACh



choline

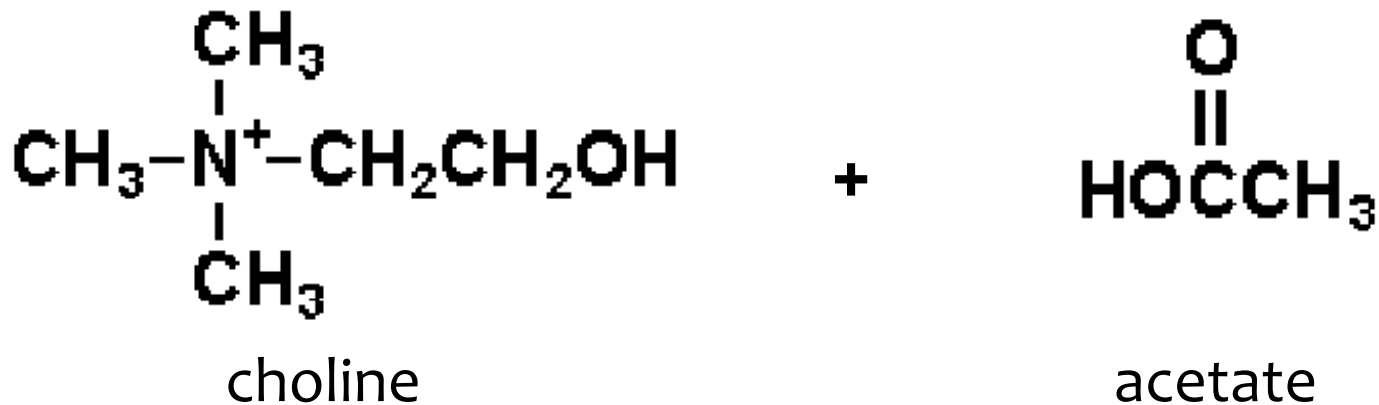
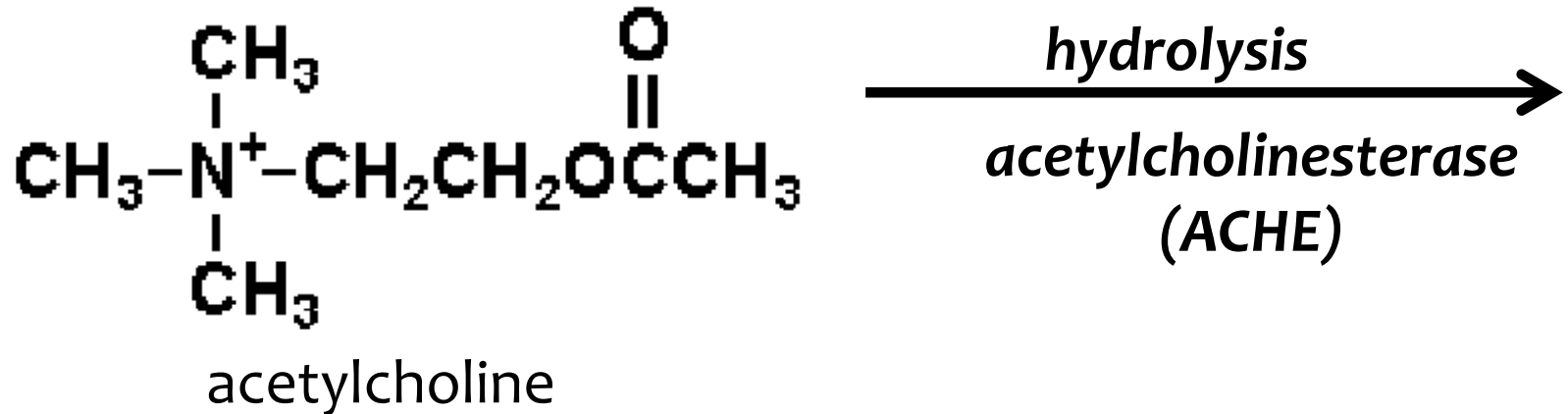


acetyl CoA



acetylcholine (ACh)

Acetylcholine degradation



Cholinotropic agents

- according to the chemical structure we distinguish:
 - agents with quaternary ammonium cation
quaternary amines, e.g. muscarine
with low GIT absorption (they do not cross BBB)
 - **tertiary amines**, e.g. natural alkaloids
(nicotine, physostigmine)

Cholinomimetics - cholinergic agonists

- pharmacological effects:

- **CVS** - negative chronotropic effect
 - heart depression
 - generalized vasodilation
- **GIT** - increased motility of smooth muscles
- **respiratory tract** - bronchoconstriction
 - ↑ **bronchial secretion**
- **eye** - miosis, ↓ intraocular pressure
 - ↑ **lacrimation**
- ↑ **sweating**, ↑ **salivation**
- **CNS** - tremor, increased locomotion

Acetylcholine and its analogues

acetylcholine

- rapid biodegradation by ACHE → not used in clinics
5-20 s effect after i.v. administration
- limited absorption after oral / s.c. administration
- does not penetrate BBB

- other choline esters:

carbachol

- poor absorption from GIT
- agonist of M and N R_c
- not hydrolyzed by cholinesterase → long duration of action

I: ophthalmology - miosis

cevimeline

- selective M agonist - parasympathomimetic

I: xerostomia (dry mouth)

Acetylcholine and its analogues

- **↑ postganglionic neuronal activity**
 - **↑ neuromuscular signal transduction**
 - **↑ activity of parasympathetic effectors**
 - **↑ sympathetic stimulation of sweat glands**
- pharmacological effects:
- ↓ BP, bradycardia, danger of heart arrest
 - nausea, cough, dyspnoe
 - vascular dilation: NO release
 - salivation, lacrimation, ↑ mucosal gland secretion
 - excessive sweating

Cholinomimetics - natural alkaloids

pilocarpine (*Pilocarpus*)

- non-selective M receptor agonist
- good absorption from GIT
- BBB crossing (→CNS excitation)
- stimulates gland secretion
- stimulates *m. sphincter pupillae* (eyedrops)

I: miotic agent used in ophthalmology 2-4%, Sjögren's syndrome

muscarine (*Inocybe, Clitocybe, Amanita muscaria/phalloides*)

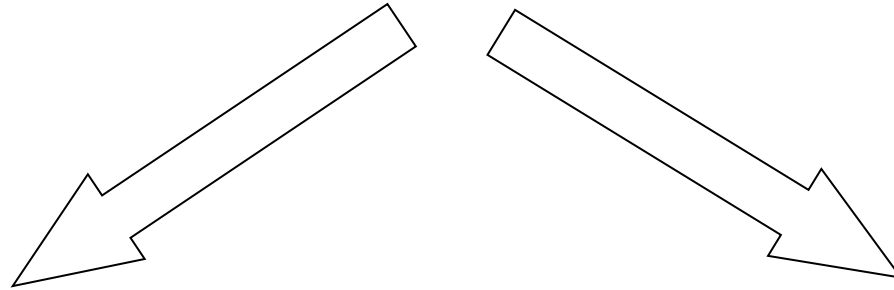
- M receptor agonist, quaternary amine

arecoline (*Areca catechu*)


- CNS stimulant, tertiary amine
- M and N receptor agonist

Indirect cholinomimetics

ACHE inhibitors




**short-term
(REVERSIBLE)**



**competitive
enzyme inhibition**

medicinal use

**long-term
(IRREVERSIBLE)**



**complex
inhibitor + enzyme**

COVALENT INHIBITION

toxicology

Indirect cholinomimetic agents

Reversible AChE inhibitors

General indications:

- glaucoma
- GIT atony
- urinary retention
- antidotes of non-depolarizing muscle relaxants
- myasthenia gravis (use quaternary amines)
- Alzheimer's disease (use tertiary amines)
- intoxication with organophosphates
- poisoning associated with the central anticholinergic syndrome (atropine)

Indirect cholinomimetic agents

Reversible ACHE inhibitors

Side effects:

- miosis
- increased glandular secretion
- nausea, diarrhea
- heart depressants (negative chronotropic effect)
- CNS – stimulation followed by depression
- neuromuscular junction - fasciculation and twitching (overdose - depolarization blockade)
- overdosing = **cholinergic crisis** – depolarization blockade - muscle paralysis

Indirect cholinomimetics

Reversible ACHE inhibitors

neostigmine, (edrophonium)

- short-term effect
- I: diagnosis of myasthenia gravis
- „decurarization“, antidotes of competitive muscle relaxants

pyridostigmine, ambenonium

- longer effect than neostigmine, slower onset of action
 - weaker muscarinic effect - less GIT side effects
- I: myasthenia gravis

distigmine

- long-acting reversible ACHE inhibitor
- I: myasthenia gravis, atonic the urinary bladder, uterine atony, postoperative GIT atony, paralytic ileus

Indirect cholinomimetics

Reversible AChE inhibitors

- CNS effects of drugs, that can cross the blood-brain barrier

physostigmine

I: antidote in acute intoxications with central anticholinergic syndrome

galantamine, rivastigmine, donepezil

I: dementias of the Alzheimer's type

- galantamine has a positive allosteric effect on ACh binding on N rec.

Indirect cholinomimetics

Irreversible ACHE inhibitors

- effects: nausea, vomitus, sweating, CVS collapse, breath depression, fasciculation and twitching
→ muscle paralysis, CNS convulsions
- agents: organophosphates
 - insecticides (**malathion, parathion**)
 - chemical weapons such as nerve gas **sarin** or VX, soman, tabun
- their antidotes: **obidoxime**, trimedoxime, pralidoxime

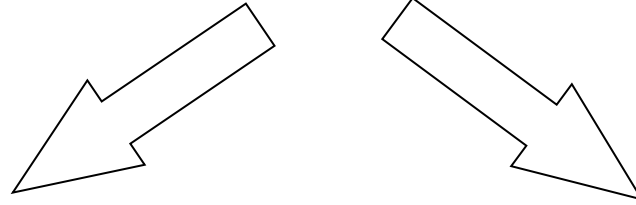
Indirect cholinomimetics

Irreversible AChE inhibitors

Therapy of organophosphate intoxication:

1. reduce further neurotoxic absorption
2. mechanical ventilation
3. **atropine** i.v. in high doses 2 mg every 5 min until a slight overdose (in mass-casualty settings s.c.)
4. **AChE reactivators : obidoxime, (pralidoxime)**
5. therapy of muscle convulsions i.v. **benzodiazepines**
6. high doses of reversible AChE inhibitors
7. bioscavengers

Parasympatholytics



tertiary amines

blockade of M receptors

atropine
scopolamine
tropicamide, cyclopentolate
oxybutynine
tolterodine, fesoterodine
solifenacin, darifenacin
procyklidine, biperiden
(pirenzepine, telenzepine)
(homatropine)

quaternary amines

blockade of **M** > N receptors

butylscopolamine
phenpiverine, propiverine
otilonium, glycopyrrolate
ipratropium, tiotropium
aclidinium, umeclidinium
trospium
(oxyfenonium), (poldin)

Parasympatholytics

direct antimuscarinic agents

General indications:

- spasmolytics
- bronchodilating agents
- antiarrhythmics
- mydriatics
- premedication prior to GA
- antiemetics
- antiparkinson agents
- antidotes of pilocarpine, AChEI poisoning (physostigmine)

Parasympatholytics

direct antimuscarinic agents

Side effects:

- dry mouth (xerostomia)
- dry eyes (xerophthalmia)
- loss of accommodation (cycloplegia)
- heart palpitations
- constipation
- urinary retention
- CNS: seizures, severe dyskinesias, hallucinations, agitated delirium, respiratory depression, coma

PL with tertiary N

atropine, tropicamide, cyclopentolate, homatropine

- mydriasis (stimulation of m. sphincter pupillae)
- cycloplegia (paralysis of the ciliary muscle of the eye)

I: for diagnostic and therapeutic mydriasis

scopolamine (hyoscine) TTS, supp.

I: therapy of kinetosis, CNS depression

oxybutinine

- orally, TTS
- pharmacokinetics: high 1st pass effect

I: antispasmodic agent used for overactive urine bladder

PL with tertiary N

Selective parasympatholytics:

darinefacin, solifenacin

- M₃ uroselective antagonists

I: symptomatic therapy of overactive urinary bladder

(pirenzepine)

- gastric M1 receptor selective antagonist
- former indication: gastroduodenal ulcers

PL with quaternary N

- do not cross BBB (blood-brain barrier)
- **spasmolytics** for functional bowel disorders: **otilonium**
N-butylscopolamine
phenpiverine
(oxyphenonium),(poldin)
- **urinary antispasmodic** for hyperactive urinary bladder:
trospium
- **bronchodilator agents:**
ipratropium (SAMA)
(LAMA) { **tiotropium, aclidinium**
glycopyrrolate, umeclidinium

* *long acting muscarinic antagonists (LAMA)*
short acting muscarinic antagonists (SAMA)

Drugs affecting autonomic ganglia

- direct:

Gangliomimetics
(ganglia stimulating agents)
 N_N receptor agonists

- nicotine at lower doses
- varenicline (partial agonist)
- experimental pharmacology:
- lobeline
- dimethylphenylpiperazinium

Ganglioplegic agents
 N_N receptor antagonists

- nicotine at high doses
→ prolonged depolarization
- experimental pharmacology:
- hexamethonium
- trimetaphan

- indirect:

presynaptic mechanism
blockade of ACh release

- botulinum toxin

Skeletal muscle relaxants

1. Centrally acting
2. Peripheral effect on neuromuscular junctions

nondepolarizing

- N_M antagonists
- antag. by ACHEI
- tubocurarine
- mivacurium
- atracurium, cisatracurium
- rocuronium, pipecuronium
- (pancuronium, vecuronium)

depolarizing

- N_M agonists
- suxamethonium

indirect muscle relaxants: dantrolene, botulinum toxin