

# **Dissection I – January 2021**

Answers on the most common asked questions

# When and where?

**Groups A will be always first in the dissection and then in the seminar room**

**Groups B are first in the seminar room after break always move to the dissection room**

## **Monday 18.1. – Wednesday 20.1. 2021 until 12 a.m. - GROUP 1**

✓ Groups 28,29,30,31,32,33 (Dissection rooms P4, P5 at the red floor, and seminar rooms S4, S5 – red floor – for more see futher)

✓ Mo, Tue 8-12 a.m., 1-5 p.m., 12 a.m. -1 p.m. lunch break,

✓ We 8-12 a.m., break 9,45-10,15 a.m.- in that time groups A and B are changing between seminar (S4,S)

and dissection (P4, P5) room

group 1A

28, 1/2 29, 31, 1/2 32

group 1B

2/2 29, 30, 2/2 32, 33

## **Wednesday 20.1. 2021 from 1 p.m. – Friday 22.1. 2021- GROUP 2**

✓ Groups 34,35,36,37,38,39 (Dissection rooms P4, P5 at the red floor, seminar rooms S4, S5 – red floor – for more see futher)

✓ We 1-5 p.m., break 2.45 -3.15 p.m., change between A and B group

group 2A: 34, 1/2 35, 37, 1/2 38

group 2B: 2/2 35, 36, 2/2 38, 39

✓ Thu, Fri 8-12 a.m. and 1-5 p.m., 12 a.m. -1 p.m. lunch break

# When and where?

## GROUP 1

group 1A

28, 1/2 29, 31, 1/2 32

group 1B

2/2 29, 30, 2/2 32, 33

Days between 18.1.-20.1. (Wed until 12:00) 2021				
Dissection room	Morning 8-12 (applies to Mon and Tue, for Wed see below*)	Groups 1A	Afternoon 13-17 (applies to Mon and Tue, for Wed see below*)	Groups 1B
P4	Dr. Hradilová Sviženská	28, ½ 29	Dr. Račanská	2/2 29,30
P5	Dr. Dzetkuličová	31, ½ 32	Dr. Joukal	2/2 32,33

\*during the 3<sup>rd</sup> dissection day (Wed 20.1.), you will be present only in the morning; groups 1A will be dissecting between 08:00 and 09:45 and groups 1B will be dissecting between 10:15 and 12:00. **Apart from the time spent in the dissecting room these groups will be studying in the seminar rooms on the red floor for the rest of their 8-12 am time slot on that Wednesday.**

## Red floor

Days between 18.1.-20.1. (Wed until 12:00) 2021		
Seminar room	Skupiny 1B (8-12) (applies to Mon and Tue, for Wed see below*)	Skupiny 1A (13-17) (applies to Mon and Tue, for Wed see below*)
S4	2/2 29, 30	28, ½ 29
S5	2/2 32, 33	31, ½ 32

\*during the 3<sup>rd</sup> dissection day (Wed 20.1.), you will be present only in the morning; groups 1B will be studying in the seminar rooms between 08:00 and 09:45 and groups 1A will be dissecting between 10:15 and 12:00. **Apart from the time spent in the seminar rooms studying, these groups will be dissecting as mentioned in the schedule.**

# When and where? Group 1

Dissection schedule - GROUP 1 - 18.1. 2021 - 20.1. 2021 - 12 a.m.

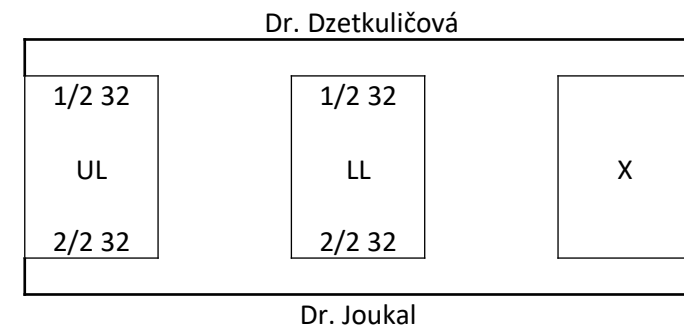
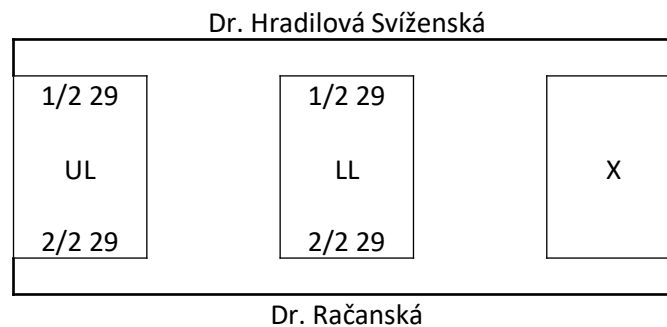
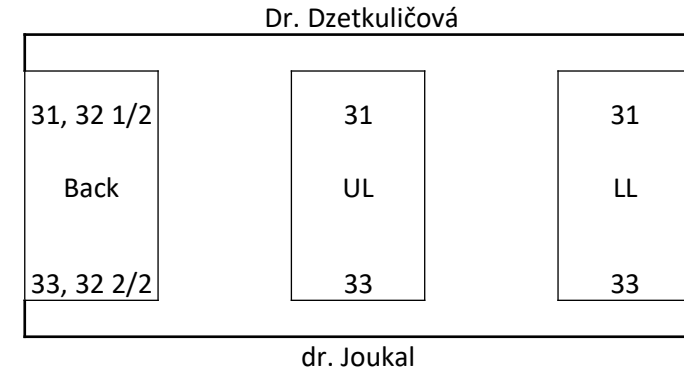
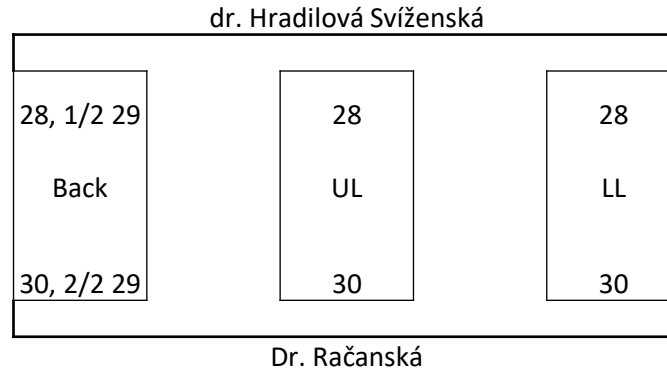
Group 1A 8 a.m. -12. a.m.

group 1A 28, 1/2 29, 31, 1/2 32

Group 1B 1 p.m. - 5 p.m.

group 1B 2/2 29, 30, 2/2 32, 33

Wednesday - 20.1. 2021 there is break 9.45-10.15 a.m. - at that time are changing A and B groups between the dissection room and seminar room, the other days change is during the lunch break



Dissection room 4 (P4)

Dissection room 5 (P5)

UL: upper limb  
LL: lower limb

# When and where?

**GROUP 2** group 2A: 34, 1/235,  
37, 1/2 38

group 2B: 2/2 35, 36,  
2/2 38, 39

Days between 20.1. (Wed from 13:00) - 22.1. 2021				
Dissection room	Morning 8-12 (applies to Thurs and Fri, for Wed see below*)	Groups 2A	Afternoon 13-17 (applies to Thurs and Fri, for Wed see below*)	Groups 2B
P4	Dr. Hradilová Svíženská	34, ½ 35	Dr. Račanská	2/2 35, 36
P5	Dr. Dzetkuličová	37, ½ 38	Dr. Joukal	2/2 38, 39

\* First day of dissection (Wed 20.1. 2021), you will be present only in the afternoon starting at 13:00; groups 2A will be dissecting between 13:00 and 14:45, groups 2B will be dissecting between 15:15 and 17:00. Apart from the time spent in the dissecting room these groups will be studying in the seminar rooms on the red floor for the rest of their 13-17:00 time slot on that Wednesday.

## Red floor

Days between 20.1.-22.1. (Wed from 13:00) 2021		
Seminar room	Groups 2B (8-12) (applies to Thurs and Fri, for Wed see below*)	Groups 2A (13-17) (applies to Thurs and Fri, for Wed see below*)
S4	2/2 35, 36	34, ½ 35
S5	2/2 38, 39	37, ½ 38

\* First day of dissection (Wed 20.1. 2021), you will be present only in the afternoon starting at 13:00; groups 2B will be studying in the seminar rooms between 13:00 and 14:45, groups 2A will be studying in the seminar rooms between 15:15 and 17:00. Apart from the time spent in the seminar room these groups will be dissecting as mentioned in the schedule.

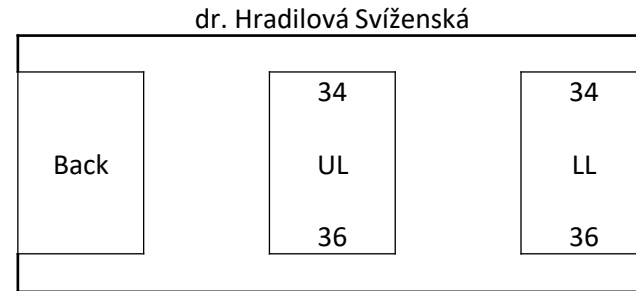
# When and where? Group 2

## Dissection schedule - GROUP 2 - 20.1. 2021 from 1 p.m. to 22.1. 2021

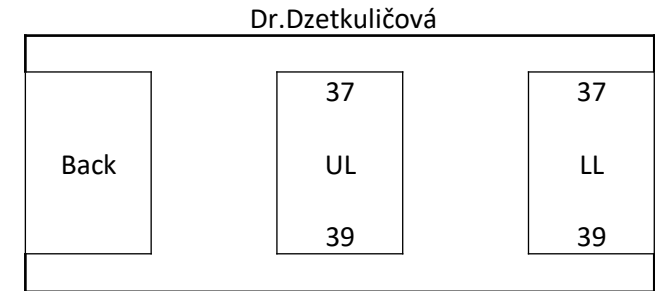
Wednesday - 20.1. 2021 there is a break 2.45-3.15 p.m. - at that time are changing group 2A and 2B at that time are changing A and B groups

between the dissection room and seminar room, the other days change during the lunch break

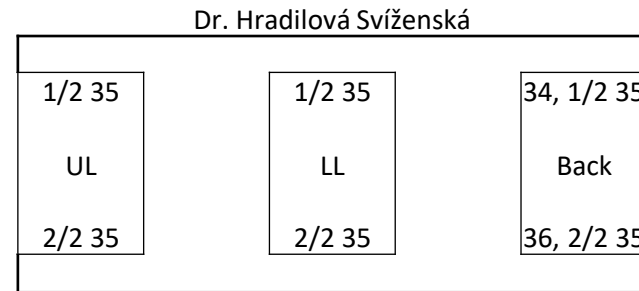
Group 2A 8 a.m. -12. a.m.      group 2A: 34, 1/2 35, 37, 1/2 38  
 Group 2B 1 p.m. - 5 p.m      group 2B: 2/2 35, 36, 2/2 38, 39



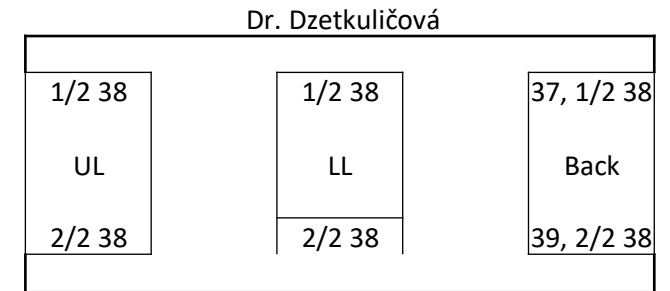
Dr. Račanská



dr. Joukal



Dr. Račanská



Dr. Joukal

Dissection room 4 (P4)

Dissection room 5 (P5)

UL: upper limb  
 LL: lower limb

# Health and safety rules during the dissection week – based on epidemiological situation

Please, continue to adhere to the following:

- Whilst present in the Anatomy Department you need to adhere to the regulations given by the government regarding **mandatory social distancing** and wearing of the **personal protective equipment** which covers the nose and mouth; please **apply extra hygienic measures**.
- Do not linger in communal spaces/areas, stay only for as long as it is absolutely necessary.
- When moving between the dissection room and seminar room **do so purposefully** and only when allowed by the teacher.
- **The division to your dissection groups is to be respected and strictly followed.**
- **Do not form groups** of people during the breaks.
- During your lunchbreak, you are allowed to use the areas of campus, including exterior and the atrium of the Anatomy Department.
- **It is prohibited to eat and drink in the seminar and dissection rooms.**
- When using the canteen, take off your lab coats and shoe covers!

**Thank you for adhering to the rules and helping to improve the epidemiological situation.**

# What you will need to bring with you?

- **Surgical face mask/respirator acc. to the epidemiological rules**
- **Lab coat (should be closed while working on the specimens)**
- **Plastic shoe covers or slippers**
- **Surgical gloves**
- **Forceps** 14,5 or 16 cm long (anatomical, without hooks)
- **Scalpel handle No. 4 with exchangeable blades no. 21,23)**  
**Dissecting tools should be in a case!** (in hand only during the preparation!  
Danger of injury!!!)
- Anatomical atlas
- **KNOWLEDGE**
- It is important to have a good knowledge of the muscles (**back, upper and lower limb**)! (origin, insertion, function, innervation, groups), nerves (plexus brachialis, sacralis, partly lumbalis), **vessels and topography of the limbs** is obvious!  
You should be able to explain the topographic areas (description, borders, content, layers)



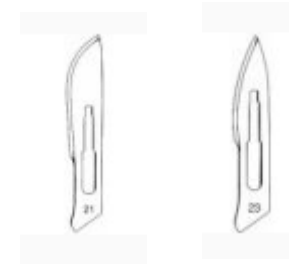
# What tools will you need to bring?



forceps (anatomical,  
length 14,5 or 16 cm, without hooks!)



Scalpel  
(with exchangeable blades,  
Holder No. 4 and blades no. 21,23)



# How to behave in the dissection room – Safety commandments

- **Ethical behaviour** - respect and appreciation of the donors
- **It is strictly forbidden to take any imagery**
- **Follow the health and safety rules** (Mainly, be mindful of the scalpels – when they are not being used they should be enclosed in a case!!!)
- **No eating** (no chewing gums!) **and no drinking**
- **Report any injury** to your teacher, it will be treated and a record of the injury will be made
- **Put up your hair, take off any rings, bracelets, etc.**
- **Keep the dissection and seminar room clean**; this is also applicable to the changing rooms and corridors (discard of any used shoe covers, face masks, gloves, food wrappers, etc. into appropriate bins)
- **Personal possessions and things which do not belong in the dissection room should be left in the lockers at the red and blue levels (lockers – used by 2–3 students, please empty after the dissection practicals at both floors!). Do not leave any things unattended (not closed in the locker).**

# How to behave in the dissection room – what belongs where

- **Any small tissue cut-offs should be discarded into the plastic containers labelled “biological waste” (if left on the table it can clog the drainage system!)**
- **Used scalpel blades should be discarded into the specialised containers located next to the sinks!!!!**
- **Gloves and paper towels should be discarded into the normal bins!**
- **Please moisturise the specimens during the dissection and at the end of each session! Cover the skin flaps at the end of each dissection session!!! Do not leave your work station until it is tidy and clean!**
- **Do not remove the identification tags from the specimens, they are essential for identification!**
- **Dissect according to the dissection manual – see the interactive syllabus of the course.**
- **Do not manipulate with the air-conditioning control panel, do not open the windows and close the doors (otherwise the air-conditioning will be ineffective!)**
- **Other tools should be borrowed only with the consent of the teachers and under their supervision!**

# Where can you study from

- See the materials under the Interactive syllabi of the subject –the dissection videos
- Knowledge of bones, joint, muscles, lymph, vessels and nerves – see common anatomical textbooks as used in the seminars
- Add any Regional anatomy and Instructions to the dissection and any atlas

Examples of the literature:

Dubový, Petr. Instructions for anatomical dissection course. Masarykova univerzita, Brno. ISBN: 978-80-210-4229-2.

Stingl, J., Grim, M., Druga, R.: Regional anatomy, Galén, ISBN 978-80-7262-879-7.

*Atlas of anatomy : Latin nomenclature.* Edited by Anne M. Gilroy - Brian R. MacPherson - Lawrence M. Ross - Michael Schu. New York: Thieme Medical, 2009. xv, 656 p. ISBN 978-1-60406-099-7. (or any other atlas you have)

# Evaluation of the dissection

- A precondition for obtaining the course-unit credit is 100% attendance and demonstration of the basic knowledge during an examination at the end of the dissection course.
- Practical exam from the dissection (dissection test – identification of dissected structures on the specimens) – will be held after completion of the course – during Mon 25.1.2021, Tue 26.1. 2021, Wed 27.1. 2021 according to the terms given out on the IS from 19th of Decemberf 2020
- The results of the examination will be included in the results of the practical part of the final examination in Anatomy
- 10 practical questions, 1 point for each.
- A minimum of **6 (grade E)** out of 10 possible points in the examination at the end of the course is required to meet the condition for passing.
- For unsuccessful students a resit date will be offered (involved in the final anatomy exam date).

**Use the time during the dissection course  
to get better knowledge of the studied  
areas.**

**Keep calm and study anatomy!**

**Best wishes**