

BASIC MEDICAL TERMINOLOGY II

CONTENTS

1. REVISION AFTER THE WINTER SEMESTER	2
2.1 COMPARATIVE & SUPERLATIVE FORMS	4
2.2 EXERCISES ON COMPARATIVE FORMS	5
2.3 DIMINUTIVE FORMS IN ANATOMY	8
2.4 EXERCISES ON DIMINUTIVE FORMS	9
3.1. EXPRESSING POSITION IN MEDICAL TERMINOLOGY	10
3.2 EXERCISES	12
4.1 TERMS REFERRING TO NUMBER/QUANTITY IN MEDICAL TERMINOLOGY.....	15
4.2 EXERCISES	16
5.1 OTHER LATIN AND GREEK PREFIXES USED IN MEDICAL TERMS	18
5. 2 OVERVIEW OF SUFFIXES WITH SPECIFIC MEANING IN MEDICAL TERMS	19
5.3 EXERCISES	20
6.1 BASIC RULES OF WORD COMPOUNDING	23
6.2 GREEK ROOTS REFERRING TO BODY PARTS	24
6.3 GREEK ROOTS REFERRING TO BODY FLUIDS AND SUBSTANCES	26
6.4 EXERCISES	27
7.1 GREEK ROOTS REFERRING TO PATHOLOGIES, CONDITIONS, AND PROCESSES	31
7.2 GREEK ROOTS REFERRING TO MEDICAL PROCEDURES AND EXAMINATIONS.....	33
7.3 EXERCISES	34
8.1 GREEK ROOTS REFERRING TO QUALITIES	38
8.2 EXERCISES	39
9. LATIN TERMS USED IN PHARMACOLOGY	43
9:1 PRESCRIPTION TYPES	43
9.2 PARTS OF MEDICAL PRESCRIPTION	45
9.3 FORMS OF PHARMACEUTICAL PREPARATIONS AND AGENTS	46
9.4 PARTS OF PLANTS USED IN PHARMACOLOGY	46
9.5 OVERVIEW OF ABBREVIATIONS COMMONLY USED IN MEDICAL PRESCRIPTIONS.....	47
9.6 COMMONLY USED MEDICATION NAMES	50
9.7 EXERCISES:	52
10. DISSECTION PROTOCOL	60
10.1 EXERCISES	60
11. REVISION EXERCISES.....	62
VOCAB.....	67

1. REVISION AFTER THE WINTER SEMESTER

1. Fill in the blank fields:

Latin term	English meaning	Genitive	Gender	Declension	Derived adjective
	<i>elbow</i>			2	
			m		<i>dentalis, e</i>
		oris			
	<i>lower jaw</i>			1	
operatio					
					<i>palatinus, a, um</i>
	<i>chest</i>		n		
					<i>cervicalis, e</i>
	<i>ribcage</i>				
		diabetae			
		coccygis			
	<i>death</i>			3	
manus					
			n		<i>hepaticus, a, um</i>
decubitus			m		
	<i>abnormal narrowing</i>			3	
excisio					
					<i>cutaneus, a, um</i>
		partis			
	<i>wall</i>		m		
partus					

2. Create short medical records by connecting the nouns from the previous exercise with the following clinical terms:

- symptomata _____
- status post _____
- excisio _____
- fractura _____
- suspicio _____
- vulnus _____

3. Describe the anatomical parts using derived adjectives referring to location. Pay attention to the correct grammatical forms:

*EX: under + orbit > margo **infraorbitalis***

between + rib >	musculi intimi
behind + tarsus >	ossa
above + shoulder blade >	nervus
outside + peritoneum >	spatium
under + temple >	facies alae majoris
inside + jugular (vein) >	processus
under + occiput >	pars a. vertebralis

4. Explain the difference between the highlighted words:

fractura costae verae l.dx. **dislocata**

repositio propter **dislocationem** art. SI l.sin.

ulcera duodeni **perforantia**

perforatio parietis gastris ex ulcere

tympanum **perforatum** v.s.

suspicio carcinomatis mammae l.utr.

infractio partis proximalis radii l.dx. **suspecta**

5. What is wrong about the following expressions? What terms should be used instead?

inflammatio appendicis

cancer testiculi

concussio cerebri

status post partem inductum

musculi levatores costarum brevium

morbis post infarctum myocardii

carcinoma ad lienem increscentis

vulnera sub tempibus

morsus fetus propter defectum congenitum

ruptura perinei superficiale

caries dentium permanens

exitus post vulnum sclopetarium capitis

emesis propter graviditem

combustiones in regionem pectoralem

corpus alienum in sino sphenoidali

periculosus sepsis vulneris

2.1 COMPARATIVE & SUPERLATIVE FORMS

A) Comparison of adjectives

Adjectives are compared in Latin in a similar way as in English, i.e. using suffixes. There are, likewise, three degrees of comparison:

- 1) **POSITIVE** expresses quality of one person or thing on its own; e.g. short = brevis, e
- 2) **COMPARATIVE** compares one thing to another, tells whether the thing has more or less of a particular quality, using the suffixes **-IOR** (for masculine and feminine forms) and **-IUS attached to stem** (for neutral forms): e.g. shorter = brevior, ius
 - a. All Latin comparative forms are declined according to paradigms **DOLOR** (M., F.) and **CORPUS** (N.) based on the gender of the noun they describe
 - b. All comparative forms share the same Genitive ending **-IORIS** and Ablative ending **-IORE**
 - c. Neutral comparative forms have different accusative and superlative due to the Acc. = Nom. rule, i.e. Acc.Sg = Nom. Sg. (**-IUS**); Nom. Pl. = Acc. Pl. **-IORA**

	<u>singular</u>		<u>plural</u>	
nominative	brev ior	brev ius	breviores	breviora
genitive	brevioris		breviorum	
accusative	breviorem	brevius	breviores	breviora
ablative	breviore		brevioribus	

- 3) **SUPERLATIVE** describes a thing having the most of a quality of all other things in a group using the suffix **-ISSIMUS** (for male forms), **-ISSIMA** (for female forms), and **ISSIMUM** (for neutral forms) **attached to stem**; e.g. the shortest = brevissimus, a, um
 - a. All superlative forms end in **-US, -A, -UM** and are declined like adjectives of 1st and 2nd declension based on the gender of the noun they describe, i.e. like **NERVUS, VENA, or SEPTUM**
- 4) **IRREGULAR AND INCOMPLETE FORMS** just like in English (e.g. good – better - the best), some adjectives create comparatives irregularly, i.e. not using **-IUS/-IOR** and **-ISSIMUS, A, UM** suffixes; or do not create all levels of comparison (i.e. incomplete); in Latin medical terminology there are two irregular and five incomplete comparative terms:

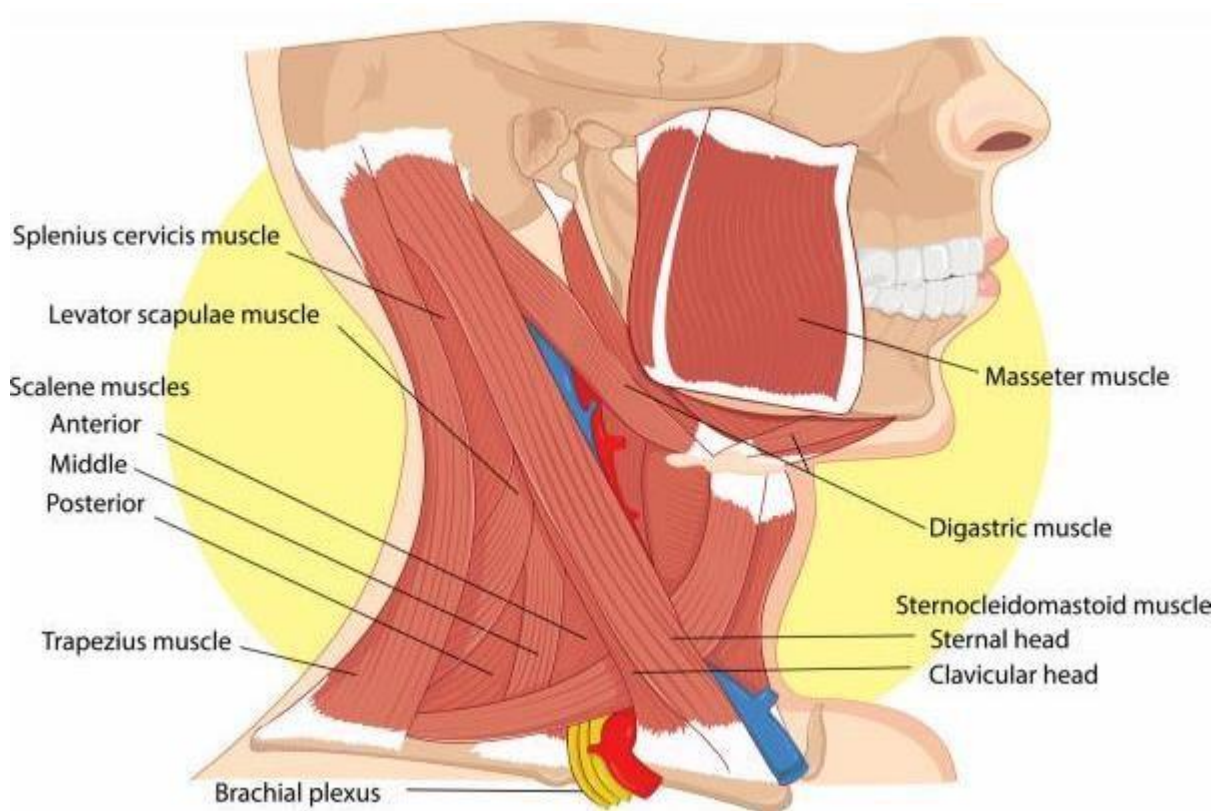
magnus, a, um	maior, maius	maximus, a, um	<i>big, bigger, the biggest</i>
parvus, a, um	minor, minus	minimus, a, um	<i>small, smaller, the smallest</i>
ante	anter ior, ius	∅	<i>located more to the front</i>
post	poster ior, ius	postremus a, um	<i>located more/most behind</i>
supra	super ior, ius	supremus , a, um	<i>upper/located most above</i>
infra	infer ior, ius	infimus/imus , a, um	<i>lower/the lowest</i>
intra	inter ior, ius	intimus , a, um	<i>located more inside/innermost</i>

2.2 EXERCISES ON COMPARATIVE FORMS

1. Fill in the missing forms:

	minor, minus	
longus, a, um		
		latissimus, a, um
recens, ntis		
	posterior, ius	
gravis, e		
		brevissimus, a, um
	acutior, ius	

2. Name the anatomical terms shown in the picture using correct Latin forms:



.....

.....

.....

.....

.....

.....

.....

3. Fill in the given comparative forms into the phrases, make sure you filled in grammatically correct forms. Then think about the opposites to these:

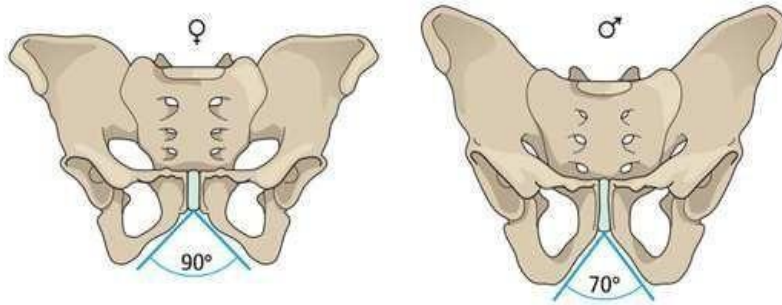
<i>minimus, a, um</i>	musculus abductor digiti
<i>minor, minus</i>	cornu ossis hyoidei
<i>superior, ius</i>	defectus arcus dentalis
<i>intimus, a, um</i>	musculi intercostales
<i>inferior, ius</i>	amputatio membri
<i>imus, a, um</i>	arteriae lumbales
<i>anterior, ius</i>	peritoneum parietale
<i>latissimus, a, um</i>	ruptura musculi dorsi
<i>posterior, ius</i>	arteria temporalis profunda

4. Replace the adjectives with their comparative and superlatives. Keep the grammatical functions of these in the given phrases:

EX : post traumata *gravia* + post traumata *graviora* > post traumata *gravissima*

in foraminibus parvis
operationes simplices
laesio partis mollis
ulcus frequens
in tunica interna
cum dolore acuto
fractura cornuum magnorum
propter infarctum recentem
medicamenta fortia

5. Decide whether the following sentences are true or false:



	* <i>EST = IS; SUNT = ARE</i>	TRUE	FALSE
1.	Pelvis feminina levior est.		
2.	Pelvis masculina latior est.		
3.	Apertura superior pelvis feminae major est.		
4.	Cavitas pelvis feminae angustior est.		
5.	Os sacrum pelvis masculinae brevius est.		
6.	Os sacrum pelvis feminae latius est.		
7.	Foramina obturatoria pelvis feminae majora sunt.		
8.	Acetabula feminae majora sunt.		
9.	Coccyx feminae brevior est.		
10.	Angulus alarum ossis ilii masculini minor est.		
11.	Promontorium femininum minus est.		
12.	Symphysis pubica feminae longior est.		

6. Translate into Latin:

more severe injury

bigger sublingual duct

in the upper hollow vein

the longest muscle of the upper limb

lesser curvature of stomach

posterior deep temporal artery

fracture of the middle phalanx of the smallest finger

the most recent infarction

the innermost layer of esophagus

amputation of the lower limb due to gangrene caused by diabetes mellitus

2.3 DIMINUTIVE FORMS IN ANATOMY

Diminutives express that the structure is 'small' or 'little'. In Latin, diminutives are formed from the basic noun by adding one of the suffixes below to the Genitive stem.

LATIN DIMINUTIVES ARE ALWAYS OF THE SAME GENDER AS THE NOUNS THEY ARE DERIVED FROM, i.e. the diminutives end in -US if the basic noun is male, in -A if the basic noun is female, and in -UM if the basic noun is neutral

!!However, the diminutives in anatomy do not always keep the meaning of the original noun; there are those which refer to smaller versions of the original structures, e.g. *canaliculus* really means 'a small channel', but e.g. *auricula* refers to the visible part of the ear (auricle) and cannot be translated as 'small ear'!! Frequently, diminutives are created based on the shape of the original structure, e.g. *lingula* = 'a small tongue-like structure'. Not all the words ending in the same way as diminutives are necessarily diminutives, e.g. *tonsilla*, *capilli*, *axilla*, etc.

- (i)culus, a, um** e.g. *canaliculus* (small canal)
- ulus, a, um** e.g. *capitulum* (small head)
- olus, a, um** e.g. *alveolus* (small cavity or pit)
- illus, a, um** e.g. *papilla* (nipple)
- ellus, a, um** e.g. *cerebellum* (cerebellum, i.e. posterior brain mass)

*irregular forms (suffix not attached to Gen. stem): corpus > **corpusculum**

CAPUT HUMERI



CAPITULUM HUMERI



LINGULA MANDIBULAE



2.4 EXERCISES ON DIMINUTIVE FORMS

1. **Guess the original nouns from which the following diminutives are derived. Include full dictionary entries and decide whether the diminutives keep the original meaning or acquire a new one:**

Ex.: alveolus > alveus, i, m.

capitulum	ossiculum.....
nodulus	venula
cerebellum	geniculum
lingula	canaliculus.....
cuticula	arteriola
denticulus	areola
vasculum	

2. **Try to form diminutives based on your anatomical knowledge. Make sure you fill in correct grammatical forms of these:**

Ex.: calix¹ > caliculus gustatorius (taste bud)

lobus	auricularis	vena	temporalis retinae
ductus	aberrantes	fossa	fenestrae cochleae
anus	tympanicus	glans ⁴	thyroidea
frenum ²	labii	tuber	auriculare
valva	semilunaris	corpus	renalia
mus ³	rotator	auris	dextra
venter	sinister	circus	arteriosus iridis

¹ calix, calicis, m. – cup, pot

² frenum, i, n. – a horse's bridle

³ mus, muris, m. – mouse

⁴ glans, glandis, f. - acorn

3.1. EXPRESSING POSITION IN MEDICAL TERMINOLOGY

Location of a particular anatomical structure or clinical problem is usually expressed via one (or a combination) of the following means:

A) prepositions

with Ablative: in, sub, a/ab

with Accusative: supra, infra, intra, extra, ad, circum, inter, per

B) comparative (or superlative) forms, if specifying the location of one of two or more similar structures

anterior, ius	x	posterior, ius	<i>foramen ethmoidale anterius / posterius</i>
superior, ius	x	inferior, ius	<i>fissura orbitalis superior / inferior</i>

imus, a, um

aa. lumbales imae

intimus, a, um

mm. intercostales intimi

C) adjectives

Based on body directions:

Based on body regions:

verticalis, e	x	horizontalis, e	coronalis, e
medialis, e	x	lateralis, e	basalis, e
proximalis, e	x	distalis, e	ventralis, e
caudalis, e	x	cranialis, e	sagittalis, e
palmaris, e	x	dorsalis, e	radialis, e
frontalis, e	x	occipitalis, e	ulnaris, e
profundus, a, um	x	superficialis, e	rostralis, e
peripheralis, e	x	centralis, e	pectoralis, e
			apicalis, e
			abdominalis, e
			tibialis, e
			fibularis, e
			plantaris, e etc.

D) combined terms with connecting vowel *-o-* (do not use prefixes, but word stems like *postero-*, *fronto-*, *latero-*, etc.)

arteria frontobasalis lateralis

aa. centrales anterolaterales

ramus frontalis posteromedialis

gyrus occipitotemporalis medialis

E) prefixes

(anatomical nomenclature mostly makes use of Latin, while clinical terminology uses rather Greek origin words)

* a prefix with more meanings!

LATIN prefixes	Examples	Equivalent GREEK prefixes
*ad- (ac-, af-)	<i>mm. adductores; vasa afferentia; ductus pancreaticus accessorius</i>	par(a)- <i>glandula parathyroidea; plica paraduodenalis; parametrium</i>
ab-	<i>m. abductor pollicis longus</i>	apo- <i>aponeurosis palmaris</i>
*ante- *pr(a)e-	<i>antebrachium</i> <i>arteria pr(a)epancreatica; vena pr(a)epylorica</i>	pro- <i>prostata; prosencephalon</i>
circum-	<i>gll. circumanales; circumferentia articularis radii</i>	peri- <i>pericardium; periosteum</i>
extra-	<i>graviditas extrauterina; spatium extraperitoneale</i>	exo- (ec-/ecto-) <i>pars exocrina pancreatis; ectoderma</i>
*in- (im-, il-, ir-)	<i>incisura scapulae; impressio cardiaca; infundibulum ethmoidale</i>	en- (em-) <i>empyema; encephalon</i>
inter-	<i>septum interventriculare; tuberculum intervenosum</i>	*dia- (di-) <i>diaphragma thoraco-abdominale; diaphysis, diencephalon</i>
intra-	<i>synchondroses intraoccipitales; lig. sternocostale intraarticulare</i>	endo- <i>saccus endolymphaticus; endothelium</i>
ob- (oc-, op-)	<i>m. opponens pollicis; occiput</i>	*ant(i)- <i>ant(i)helix</i>
retro-	<i>spatium retropubicum; recessus retrocaecalis</i>	meta- <i>aa. metacarpales</i>
*sub- infra-	<i>injectio subcutanea; fossa subscapularis foramen infraorbitale; cavitas infraglottica</i>	*hypo- <i>plexus hypogastricus; nervus hypoglossus</i>
super-	<i>spatium perinei superficiale</i>	epi- <i>epithelium; epimysium; epiglottis</i>
supra-	<i>ossa suprasternalia; crista supramastoidea</i>	Ø
trans-	<i>planum transpyloricum</i>	dia- <i>diarrhoea</i>
Ø		mes(o)- <i>mesoderma; mesocortex; mesocolon</i>

3.2 EXERCISES

1. Connect the nouns with the given adjectives. Change the whole expressions to plural:

regio / ramus

+ abdominalis, e

.....
.....

corpusculum / vena

+ articularis, e

.....
.....

foramen

+ palatinus, a, um + maior, ius

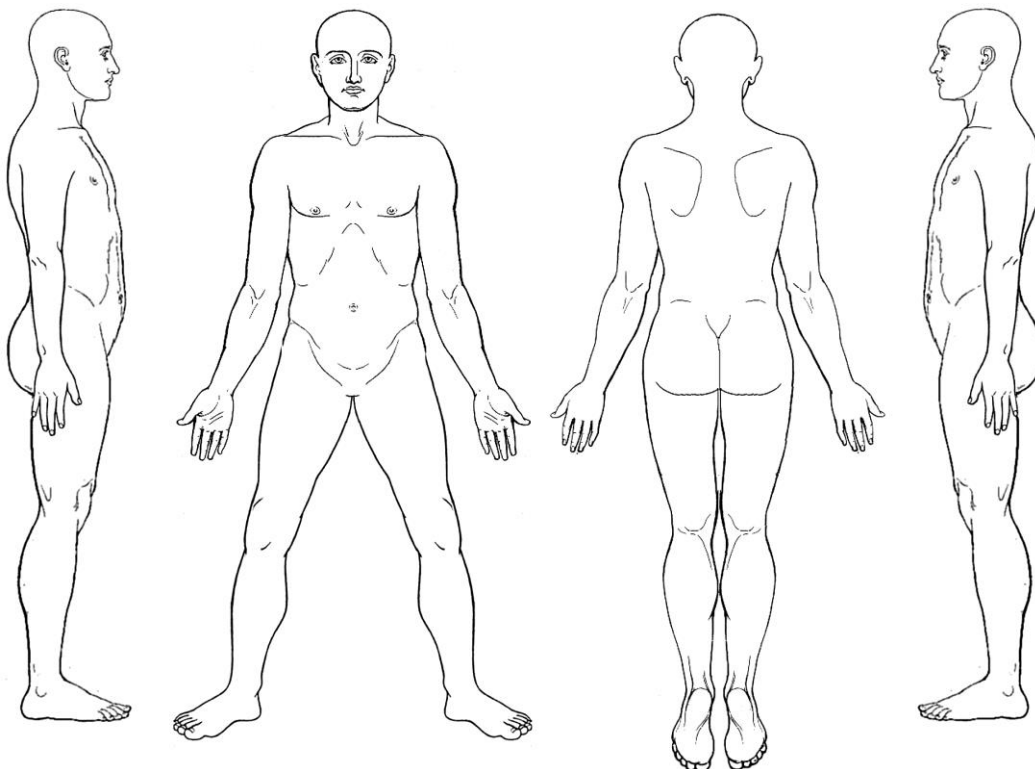
.....
.....

ductulus

+ aberrans, ntis

.....
.....

2. Mark the pictures with the adjectives referring to body regions and planes:



4. Decide whether the following sentences are true or false:

	<i>true ?</i>	<i>false?</i>
1. In anatomical position the palmar surface is in <i>posterior</i> position.		
2. The sternum is <i>anterior</i> to the heart.		
3. The clavicles are <i>mediales</i> to the sternum.		
4. The elbow is <i>proximalis</i> to the wrist.		
5. The aorta is <i>ventralis</i> to the spinal column.		
6. The skin is <i>profundus</i> to the muscles.		
7. The blood drawn from a fingertip is <i>peripheralis</i> .		

5. Explain the meaning of the adjectives based on the word components. Decide which of the given nouns they are used with in medical terminology:

abscessus ~ *injectio* ~ *glandula*

intravenosa
 intraarterialis
 intramuscularis
 subcutanea

intracranialis
 retrocaecalis
 extraduralis
 paraurethralis
 perirenalis

sublingualis
 submandibularis
 hypogastrica
 parotidea/parotis
 suprarenalis

6. Fill in the gaps:

Several prefixes modify position or direction when used in a term. **Abductio** is used to describe a movement from the body, **adductio** describes a movement **Circumductio** is a movement that is **Subcutaneus** pertains to region **Epidermalis** refers to something, whereas **transdermalis** pertains to **Intradermalis** pertains to A structure located within a cell is called **Extracellularis** pertains to The prefix **inter-**, refers to, i.e. a structure located between the cells would be called The prefix **sub-** is used to indicate a position below the structure to which it is attached, i.e. a structure located under the *umbilicus* (navel) would be called

7. Explain what injuries/procedures are referred to in the following authentic medical records: Rewrite the abbreviated terms in their full, grammatically correct, form:

- a) fr. part. distalis radii l.dx. intraarticularis comm.
.....
- b) susp. fracturae ossis scaphoidei l.sin.
.....
- c) infractio diaph. femoris l. utr. pathologica
.....
- d) st. p. fracturam costae II l.sin. in anam.
.....
- e) status post fixationem ext. tibiae l. sin. propter fr. apert.
.....
- f) fr. spiral. marginis poster. tibiae l.dx. inveterata
.....
- g) fr. fibulae l. dx. cum disloc. ad longitudinem
.....
- h) status post OS humeri l. sin. propter fr. supracondylicam
.....

4.1 TERMS RELATED TO QUANTITY – A SUMMARY

Quantities are expressed by the following five means:

A) cardinal numerals

unus, a, um	(one)
duo, duae, duo	(two)
tres, tria	(three)

B) ordinal numerals

- denote the order in a sequence
- declined like the paradigms *nervus, vena, septum*
- in the anatomical terminology, ordinals are used only up to 12

<i>LATIN</i>	<i>ENGLISH</i>	<i>LATIN</i>	<i>ENGLISH</i>
primus, a, um	first	septimus, a, um	seventh
secundus, a, um	second	octavus, a, um	eighth
tertius, a, um	third	nonus, a, um	ninth
quartus, a, um	fourth	decimus, a, um	tenth
quintus, a, um	fifth	undecimus, a, um	eleventh
sextus, a, um	sixth	duodecimus, a, um	twelfth

C) multiple numerals

- express the multiplicity
- have only one gender form ending in **-plex** (nom.sg.), **-plicis** (gen.sg.)
- declined like the 3rd declension adjectives (*paradigms pelvis / rete*)

<i>LATIN</i>	<i>English</i>
simplex, simplicis	simple
duplex, duplicis	double, twofold
triplex, triplicis	triple, threefold
multiplex, multiplicis	multiple

D) numeral adverbs

- express frequency
- not declined

<i>LATIN</i>	<i>English</i>
semel	once
bis	twice
ter	three times
quater	four times

E) numeral components

LATIN	<i>Examples</i> mostly in anatomy	GREEK	<i>Examples</i> mostly in clinical terms
uni- <i>one</i>	<i>unilateralis</i> <i>unigravida</i>	mono- <i>one</i>	<i>monoplegia</i> <i>mononeuritis</i>
primi- <i>first</i>	<i>primipara</i> <i>primigravida</i>	proto-	<i>protosystola</i>
bi- <i>two</i>	<i>biceps; bilateralis</i> <i>uterus bicornis</i> ¹	di- <i>two</i>	<i>diplegia inferior</i>
secundi- <i>second</i>	<i>secundigravida</i>	∅	∅
tri- <i>three</i>	<i>triceps</i> <i>trigeminus</i>	tri- <i>three</i>	<i>tricephalus</i>
quadri- <i>four</i>	<i>quadriceps</i>	tetra- <i>four</i>	<i>tetraplegia</i>
semi- <i>half-</i>	<i>valvulae semilunares</i> <i>semicoma</i>	hemi- <i>half</i>	<i>hemiplegia</i>
∅	∅	olig-o- <i>few</i>	<i>oligodactylia</i>
mult-(i)- <i>many</i>	<i>multangulus</i> <i>multicellularis</i>	poly- <i>many</i>	<i>polydactylia</i> <i>polyarthritus</i>
∅	∅	pan- <i>all, whole</i>	<i>panplegia</i> <i>pandemia</i>

4.2 EXERCISES

1. Explain the meaning of the following medical records containing terms referring to multiplicity:

a) st.p. hysterectomiam² abdominalem simplicem anno 2012/05

.....

b) pelvis renis l.dx. et ureter l.dx. duplex

.....

c) tumor lobi superioris pulmonis l.sin. triplex

.....

d) metastases hepatis multiplices susp.

.....

¹ a uterus in which fundus is divided into two parts as a result of imperfect union of paramesonephric ducts; bicornate uterus may have a single cervix (*uterus bicornis unicollis*), or double cervix (*uterus bicornis bicollis*).

² = *excisio uteri*

2. **Figure out the clinical terms referring to various kinds of paralysis. Use the components referring to quantity and the two given Greek roots for the condition:**

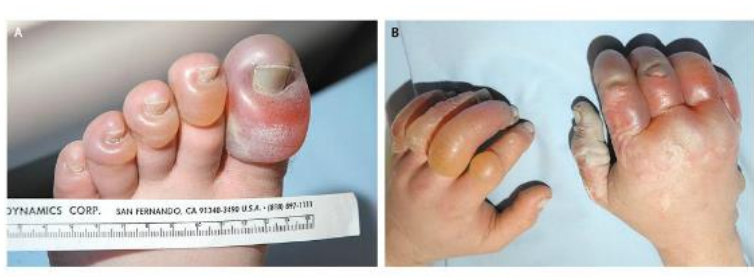
-PARESIS = slight or partial paralysis	-PLEGIA = total paralysis
---	----------------------------------

1. Partial paralysis of a single limb or one part of the limb _____
2. Paralysis of a single extremity _____
3. Paralysis of corresponding parts on both sides of the body _____
4. Complete paralysis of the lower half of the body including both legs

5. A slight paralysis or weakness of both legs _____
6. Paralysis affecting only one side of the body _____
7. Paralysis of an upper and a lower extremity and of the face

8. Paralysis of all four limbs _____
9. Muscular weakness affecting all four extremities _____
10. Paralysis of the whole body _____
11. Weakness on one side of the body _____

3. **Write the patient's medical record based on the highlighted parts of the description below:**



A 39-year-old man was found in a snowbank, with the ambient temperature 34°C. He had been reported missing the previous evening, after an argument with his girlfriend. The emergency services crew noticed the odor of alcohol in his breath. **Large, clear blisters** (*bullae*) characteristic of severe frostbite were noted **on the hands and feet**. Of particular note were the **left great toe and right thumb with frostbite of the third grade**. Subsequently, the patient's **left great toe was amputated**.

.....

5.1 OTHER LATIN AND GREEK PREFIXES USED IN MEDICAL TERMS

(for prefixes expressing position and quantity, see sections 3.1 E and 4.1 E)

* prefixes with more meanings

Can you explain the terms given as examples? What is the meaning of the prefixes included? Add these to the last column:

LATIN	Examples	GREEK	Examples	???
contra-	<i>contraindicatio</i>	*ant-, anti-	<i>antibioticum, antipyreticum</i>	
cum- (con-, com-, col-, cor-)	<i>congenitus</i> <i>commotio</i>	syn-, sym-	<i>symphysis, syndroma</i>	
*de- (des-)	1) <i>descendens</i> 2) <i>desinfectio,</i> <i>deformatio</i>	1) cata- 2) Ø	<i>catarrhus</i> <i>Ø</i>	
*dis- (dif-, di-)	1) <i>dislocatio</i> 2) <i>dissimilis</i>	1) *dia-, di-, ana- 2) a-, an-	<i>diagnosis, analysis</i> <i>atrophia, anaesthesia</i>	
e-, ex- (ef-),	<i>exsanguinatio</i>	ec-/ecto-/exo-	<i>ectopia, exogenes,</i> <i>ectoderma</i>	
*in- (im-, il-, ir-)	<i>immaturus</i>	a-, an-	<i>atrophia, anorexia</i>	
*per-	1) <i>peracutus,</i> <i>peraciditas</i> 2) <i>perforatus</i>	1) hyper- 2) *dia	<i>hypertonia, hypertrophia</i> <i>diameter</i>	
*post-	<i>posttraumaticus</i>	*met-, meta-	<i>metastasis, metabolismus</i>	
re-	<i>reinfectio</i>	*ana-	<i>anamnesis, anaphylaxis</i>	
*sub- (suc-, suf-, sup-, sus-)	<i>subfebrilis, subluxatio</i>	*hyp-, hypo-	<i>hypotrophia, hypotonia</i> <i>hypophysis, hypoglossus</i>	
Ø		dys-	<i>dystrophia, dyspepsia</i>	
Ø		eu-	<i>eutrophia, euthanasia</i>	

5. 2 OVERVIEW OF SUFFIXES WITH SPECIFIC MEANING IN MEDICAL TERMS

Noun suffixes	Meaning	Examples
-io	act, process	<i>commotio, inflammatio, laesio, transfusio</i>
-or (-er)	agent	<i>levator, extensor, flexor, masseter, sphincter</i>
-ura	result of an action	<i>sutura, fissura, incisura, fractura, ruptura</i>
-itas	condition, state	<i>obesitas, surditas, mutitas, graviditas</i>
-mentum	instrument, tool	<i>ligamentum, medicamentum</i>
-itis	inflammation	<i>perinephritis, encephalitis, otitis, nephritis</i>
-osis	degenerative or non-inflammatory disease	<i>arthrosis, hepatosis, sclerosis, stenosis</i>
-oma	tumour	<i>melanoma, adenoma, carcinoma, hepatoma</i>
Adjective suffixes	Meaning	Examples
-alis, e /-aris, e; -inus, a, um; -eus, a, um; -icus, a, um; -acus, a, um; -ivus, a, um; -arius, a, um; -itus, a, um	related to, pertaining to	<i>nasalis, cochlearis, uterinus, palatinus cartilagineus, cutaneus, hepaticus, gastricus cardiacus, operativus, coronarius, mellitus</i>
-osus, a, um	full of, having many	<i>ulcerosus, venosus, periculosus, nervosus, carcinomatosus, myomatosus, spinosus</i>
-atus, a, um	equipped with, having	<i>dentatus, caudatus, spinatus</i>
-ibilis, e	possibility, ability (~able)	<i>operabilis, sanabilis</i>
-oideus, a, um -formis, e	shaped like, resembling	<i>coracoideus, thyroidea, cuneiforme</i>

5.3 EXERCISES

1. Create derived terms with the given meaning. Remember that clinical terms use Greek roots!

EX.: vein + put inside > *intravenous*

brain	related to brain	
	small brain	
	related to the small brain	
	inflammation of the brain	
liver	related to liver	
	inflammation of liver	
	cancerous tumour in liver	
	degenerative disease of liver	
thorn	related to the thorn/spine	
	full of thorns	
	provided with thorns	
	found above the thorny processes	
cell	pertaining to the cell	
	located outside the cell	
	full of cells	
	inflammation of cells	
head	related to the head	
	provided with heads	
	small head	
	posterior part of the head	
joint <i>(arthr- in</i> <i>Greek)</i>	located inside the joint	
	degenerative disease of joints	
	inflammation of joints	
	form of articulation in which the bones are rigidly joined	

2. Fill in Latin or Greek equivalents of the given prefixes and use these to create terms with the given meaning:

pro-		forearm	
endo-		inside the vein (adj. e.g. injection)	
dia-		a process of transferring blood from a donor to a recipient	
circum-		a double-wall sac around the heart	
epi-		being on the surface, opposite of profound	
peri-		located around the mouth	
ecto-		outside the uterus	
meta-		after the operation (e.g. state, condition)	
hyper-		located above the kidney	
inter-		sheet of muscle separating the thorax from the abdomen	
apo-		a muscle that draws a limb away from the midline of the body	
syn-		a process that results in the formation of a blood clot	
hyper-		an excess of acid, excessive sourness	
ec-		surgical removal, cutting out of sth	
trans-		a process of removing waste water from the blood, replacing the function of a kidney	
an-		unsuitable for an operation	
di-		a tooth having two cusps or points	
hypo-		located under the collar bone	
proto-		a woman giving birth for the first time	
dia-		located between the ribs	

4. Write down the adjectives with opposite meaning:

supraarticularis -	ascendens -	abductio -
endocrinus -	afferens -	operabilis –
infraclavicularis -	simplex -	extracranialis –
suprarenalis -	insolubilis –	hypertonia –

5. Decide which of the prefixes given in parentheses expresses the given meaning:

- a) _____ *nasalis* > above the nose (peri, para, supra, infra, sub)
- b) _____ *operativus* > before surgery (intra, post, prae, peri, circum)
- c) _____ *dermalis* > across/through the skin (ecto, endo, intra, epi, trans)
- d) _____ *acutus* > excessively acute (sub, hypo, hyper, super, per)
- e) _____ *umbilicalis* > under the navel (hyper, infra, peri, para, pre)
- f) _____ *ductio* > to turn away from (retro, pro, ab, ad, trans)
- g) _____ *positio* > to return back to the previous position (dis, trans, supra, re, ex)

6. Identify prefixes and suffixes and figure out or find the meaning of the following words:

epicondylus, i, m.	_____	exogenes, es	_____
diagnosis, is, f.	_____	dysfunctio, onis, f.	_____
epiduralis, e	_____	ectoparasitus, ii, n.	_____
extragenitalis, e	_____	hyperthyreosis, is, f.	_____
infraclavicularis, e	_____	intraarticularis, e	_____
intravenosus, a, um	_____	insanabilis, e	_____
parapneumonicus, a, um	_____	peracutus, a, um	_____
praesenilis, e	_____	subacromialis, e	_____
syndesmosis, is, f.	_____	exsanguinatio, onis, f.	_____
transplantatio, onis, f.	_____	appendix, icis, f.	_____
abductor, oris, m.	_____	decubitus, us, m.	_____
epidermis, idis f.	_____	agenesis, is, f.	_____

6.1 BASIC RULES OF WORD COMPOUNDING

Derived words: PREFIX(ES) + ROOT + SUFFIX(ES)
peri + en + cephal + iti(s) + (i)cus

PERIENCEPHALITICUS =

Compound words: (PREFIX) + ROOT 1 + CONNECTOR + ROOT 2 + SUFFIX

cerebr + o + spin + alis
prim + i + gravid + (a)

In anatomy, the compounds are usually made of Latin components (e.g. *articulatio carpometacarpalis*); in clinical terminology compounds are mostly made of Greek components (e.g. *otitis*; *chondroma*; *sclerosis*; *hysterectomia*).

Clinical terms can include more than two roots; there are also some hybrid terms (combining both **Greek** and **Latin** roots); for instance:

CHEIL – O – GNATH – O – PALAT – O – SCHIS – IS

(lip) + upper jaw + palate + cleft + condition

cheilognathopalatoschisis = cleft of the lip, upper jaw, and palate

The connecting vowel is mostly **-o-**, however, **-i-** is used in the following cases:

- in compounds with numeral components: e.g. *primipara*, *secundigravida*
- in compounds with the root **-fer** meaning “to transfer sth”: e.g. *ductus bilifer/lactifer*
- in compounds with the root **-formis, e** meaning “having the shape of”: e.g. *lig. falciforme*

6.2 GREEK ROOTS REFERRING TO BODY PARTS

Fill in the Latin anatomical terms referring to the body parts concerned. Make sure you understand the clinical terms given in examples:

<i>Greek roots</i> (the full Greek word in brackets)	<i>English translation</i>	<i>Examples</i>	<i>Latin equivalents?</i>
aden- (aden)	gland	<i>adenoma</i>	
amygdal- (amygdale)	tonsil (cerebellar or lymphatic)	<i>amygdalitis</i>	
angi- (angeion)	vessel	<i>angiographia</i>	
arthr- (arthron)	joint	<i>synarthrosis</i>	
blephar- (blefaron)	eyelid	<i>blepharoedema</i>	
cardi- (kardia)	heart	<i>endocardium</i>	
cephal- (kefale)	head	<i>diencephalon</i>	
cheil- (cheilos)	lip	<i>cheilorrhaphia</i>	
cheir- (cheir)	hand	<i>cheirospasmus</i>	
chondr- (chondros)	cartilage	<i>perichondrium</i>	
colp- (kolpos)	vagina	<i>colporrhagia</i>	
cyst- (kystis)	bladder	<i>urocystitis</i>	
cyt- (kytos)	cell	<i>erythrocytus</i>	
dactyl- (daktylos)	finger	<i>syndactylia</i>	
dermat- (derma)	skin	<i>xanthoderma</i>	
disc- (diskos)	intervertebral disc	<i>discitis</i>	
enter- (enteron)	intestine (usually small one)	<i>gastroenteritis</i>	
episi- (epision)	pubic region, perineum	<i>episiostenosis</i>	
geni- (geneion)	lower jaw; mandibula	<i>progenia</i>	
gloss-/glott- (glossa)	tongue	<i>aglossia</i>	
gnath- (gnathos)	upper jaw; maxilla	<i>prognathia</i>	
gon- (gony, gonatos)	knee	<i>gonarthrosis</i>	

hyster- (hystera)	uterus	<i>hysterographia</i>	
lapar- (lapara)	abdomen	<i>laparoscopy</i>	
mast- (mastos)	breast	<i>mastitis</i>	
mel- (melos)	limb	<i>polymelia</i>	
mening- (meninx)	brain membrane	<i>meningitis</i>	
metr- (metra)	uterus	<i>endometrium</i>	
my- (mys)	muscle	<i>myoma</i>	
myel- (myelos)	bone marrow, spinal cord	<i>poliomyelitis</i>	
nephr- (nefros)	kidney	<i>nephrolithiasis</i>	
neur- (neuron)	nerve	<i>polyneuritis</i>	
odont- (odus)	tooth	<i>parodontosis</i>	
om- (omos)	shoulder joint	<i>m. omohyoideus</i>	
omphal- (omphalos)	navel	<i>omphalocele</i>	
onych- (onyx)	nail	<i>onychomycosis</i>	
oophor- (ooforon)	ovary	<i>oophoritis</i>	
ophthalm- (ofthalmos)	eye	<i>pyophthalmia</i>	
orchi(d)- (orchis)	testicle	<i>orchiectomy</i>	
oste- (osteon)	bone	<i>periosteum</i>	
ot- (us, otis)	ear	<i>otitis</i>	
phall- (fallos)	penis	<i>phalloplastica</i>	
phleb- (fleps)	vein	<i>trombophlebitis</i>	
pneum(on)- (pneumon)	lung	<i>pneumonia</i>	
pod- (pus)	foot	<i>podiatry</i>	
prosop- (prosopon)	face	<i>prosopoplegia</i>	
psych- (psyche)	mind	<i>psychosis</i>	
rhin- (rhis)	nose	<i>rhinitis</i>	
salping- (salpinx)	Fallopian tube	<i>pyosalpinx</i>	
somat- (soma)	body	<i>somaticus</i>	

splanchn- (splanchna)	internal organ	<i>splanchnocranium</i>	
splen- (splen)	spleen	<i>splenitis</i>	
spondyl- (spondylos)	vertebra	<i>spondylosis</i>	
steth- (stethos)	chest	<i>stethalgia</i>	
stomat- (stoma)	mouth	<i>stomatochirurgia</i>	
trich- (trix, trichos)	hair	<i>hypertrichosis</i>	

6.3 GREEK ROOTS REFERRING TO BODY FLUIDS AND SUBSTANCES

<i>Greek roots</i> (the full Greek term) <i>Latin equivalent</i>	<i>English translation</i>	<i>Examples</i>
galact- (gala, galaktos) ~ <i>lac, lactis, n.</i>	milk	<i>galactorrhoea</i> <i>lactatio</i>
glyc- (glykys)	sweet; sugar	<i>hyperglycaemia</i>
haem(at)-/-aem(ia) (haima) ~ <i>sanguis, inis, m.</i>	blood	<i>haemorrhagia; alcoholaemia</i> <i>exsanguinatio</i>
hydr- (hydor) ~ <i>aqua, ae, f.</i>	water, liquid; sweat	<i>hydrothorax</i>
lip- (lipos)	fat	<i>lipoma</i>
lith- (lithos) ~ <i>calculus, i, m.</i>	stone	<i>cholecystolithiasis; calculosis</i>
lymph- (lympa)	lymph	<i>lymphadenitis</i>
sial- (sialon)	saliva	<i>sialadenitis</i>
pneum- (pneuma)	air	<i>pneumothorax</i>
py- (pyon) ~ <i>pus, puris, n.</i>	pus	<i>pyophtalmia</i>
pyr- (pyros)	fire; fever	<i>antipyretica; hyperpyrexia</i>
ur- (uron)	urine	<i>pyuria; uraemia</i>

6.4 EXERCISES

1. Form compound adjectives containing the roots given in brackets and put them into grammatically correct forms based on the given nouns:

EX.: articulatio + (costa + vertebra) > articulatio costovertebralis

articulatio + (metacarpus + phalanx)
articulatio + (sternum + costa)
ganglion + (cervix + thorax)
ganglion + (cranium + spina)
ganglion + (encephalon + spina)
ligamentum + (carpus + metacarpus)
ligamentum + (costa + clavicula)
ligamentum + (hepar + duodenum)
musculus + (brachium + radius)
musculus + (cranium + spina)
musculus + (urethra + vagina)

2. Name the described structures. Follow the example (noun is suggested by underlining, adjective by *italics*):

*EX.: The structure is the connection between the sacrum and coccyx; it is frequently a true joint, but often occurs as a synchondrosis, it is **ARTICULATIO SACROCOCCYGEA***

Suture lateral to the nasal bone that connects the nasal portion of the *frontal bone* and the frontal process of the *maxilla*, is: _____

Epicanthus, is the skin fold of the upper *eyelid* covering the inner angle of the eye (i. e. on the side close to the *nose*), another Latin name for it is: _____

The pleural recess between the lateral wall of thorax (i. e. *ribs*) and the descending is sides of the *diaphragm*, is called: _____

Right or left opening between the *atrium* and the *ventricle* is: _____

The anterior part of the superficial fibers of the medial collateral ligament of the ankle joint, attached superiorly to the anterior surface of the medial malleolus of the *tibia* and inferiorly to the *navicular bone* is: _____

The deep recess of the peritoneal cavity extending upward between the *liver* in front and the *kidney* behind is: _____

One of facial lymph nodes situated near the junction of the superior labial and facial arteries, which drains the external *nose* and *upper lip* into the submandibular node is called:

3. Match Latin names for anatomical structures with their Greek equivalents. Write down some examples of the medical terms containing these roots:

.....

.....

.....

.....

.....

<i>glandula</i>	splanchn-
<i>manus</i>	cheil-
<i>vagina</i>	orchid-
<i>labium</i>	rhin-
<i>abdomen</i>	chondr-
<i>digitus</i>	cheir-
<i>uterus</i>	myel-
<i>medulla</i>	dactyl-
<i>auris</i>	ot-
<i>testis</i>	aden-
<i>nasus</i>	pod-
<i>viscera</i>	hyster-
<i>cartilago</i>	colp-
<i>pes</i>	prosop-
<i>oculus</i>	ophthalm-
<i>facies</i>	lapar-

5. Explain the meaning of the following clinical terms:

fluidothorax

haematuria

uraemia

haemothorax

proteinuria

alcoholhaemia

pneumothorax

pyuria

pyaemia

haemopneumopericardium

glycosuria

hydraemia

cupraemia

6. Derive clinical terms referring to inflammations of the given body parts; write down Latin equivalents of the Greek roots given:

my-

angi-

oste-

phleb-

arthr-

card-

spondyl-

nephr-

pneumon-

cyst-

stomat-

glott(ss)-

splen-

mast-

encephal-

derm-

8. The following anatomical terms all refer to the shape of the structures they describe (notice Greek suffix *-oideus, a, um* and Latin suffix *-formis, e*. Try to figure out what these structures are supposed to resemble:

colon *sigmoideum*

processus *pterygoideus*

glandula *thyroidea*

sutura *lambdoidea*

os *scaphoideum*

processus *xiphoideus*

processus *styloideus*

processus *coronoideus*

os *hyoideum*

processus *coracoideus*

os *pisiforme*

musculus *piriformis*

ligamentum *cruciforme*

ligamentum *falciforme* os *cuneiforme*

papillae *filiformes*

7.1 GREEK ROOTS REFERRING TO PATHOLOGIES, CONDITIONS, PROCESSES, AND MEDICAL FIELDS

Explain the meaning of the terms given in examples in the last column:

<i>Greek roots (nom. sg. in brackets)</i>	<i>English equivalents</i>	<i>Examples</i>	<i>Meaning of the terms</i>
-aesthesia	feeling, perception	<i>anaesthesia</i> <i>dysaesthesia</i>	
-algia	pain	<i>cephalalgia</i> <i>odontalgia</i>	
-cele	hernia	<i>bronchocele</i>	
-genes *adjective!	originating from	<i>sinusitis</i> <i>odontogenes</i> <i>toxicosis exogenes</i>	
-genesis	natural growth	<i>odontogenesis</i>	
-iatria	medical field, science	<i>paediatrics</i>	
-lithiasis	formation of stones	<i>nephrolithiasis</i>	
-logia	medical field, science	<i>cardiology</i>	
-lysis	1) subsiding of symptoms, relaxation, 2) disintegration, decomposition 3) surgery to free sth of adhesions, separate sth.	<i>spasmolysis</i>	
-malacia	abnormal softening, loss of tissues' consistency	<i>myelomalacia</i>	
-odynia	pain	<i>mastodynia</i>	

-omatosis	formation of multiple tumours	<i>osteomatosis</i>	
-opsia/-blepsia	condition related to vision	<i>achromatopsia</i> <i>ablepsia</i>	
-paresis	weakness of voluntary movement, partial paralysis	<i>hemiparesis</i>	
-pathia	unspecified pathology	<i>psychopathia</i>	
-penia	lack, shortage of, deficiency	<i>leucocytopenia</i>	
-philia	sexual attraction to	<i>hebephilia</i>	
-phobia	irrational fear of	<i>claustrophobia</i>	
-plasia	cell proliferation disorder	<i>hyperplasia</i> <i>dysplasia</i>	
-plegia	total paralysis	<i>gastroplegia</i>	
-pnoe	breathing condition	<i>eupnoe</i> <i>dyspnoe</i> <i>apnoe</i>	
-ptosis	prolapse of an organ/body part, downward displacement	<i>metroptosis</i>	
-rrhagia	bleeding from	<i>enterorrhagia</i>	
-rrhexis	rupture	<i>myorrhexis</i>	
-rrhoea	flow, discharge	<i>pyorrhoea</i> <i>otorrhoea</i>	
-schisis	cleft, division, fissure	<i>cheilognathoschisis</i>	
-spasmus	spasm, cramps	<i>bronchospasmus</i>	

-stasis/-stasia	standing, stopping of, cessation	<i>astasia</i> <i>venostasis</i>	
-tensio	blood pressure	<i>hypertensio</i>	
-ton-	tone disorder	<i>hypertonia</i> <i>hypotonia</i>	
troph-	nutrition, nourishment	<i>eutrophia</i> <i>dystrophia</i> <i>atrophia</i>	

7.2 GREEK ROOTS REFERRING TO MEDICAL PROCEDURES AND EXAMINATIONS

Explain the meaning of the terms given in examples in the last column:

<i>Greek roots (nom. sg. in brackets)</i>	<i>English equivalent</i>	<i>Examples</i>	<i>Meaning of the terms</i>
-anastomosis¹	connecting two parts together	<i>ileorecteanastomosis</i>	
-ectomy	excision, surgical removal	<i>cholecystectomy</i>	
-graphy	recording, imaging of	<i>hystero-graphy</i>	
-metria	measurement of	<i>pupillometria</i>	
-plasty	reconstruction (plastic) surgery of	<i>otoplasty</i>	
-rrhaphy	surgical suturing of	<i>cheilorrhaphy</i>	
-scopy	visual examination, inspection	<i>ophthalmoscopy</i>	
-stomy	making an artificial opening	<i>tracheostomy</i>	
-therapy	treatment of	<i>chemotherapy</i>	
-tomy	incision, cutting into	<i>tympanotomy</i>	

¹ The term anastomosis is also used for a pathological state of an abnormal connection between two body parts, esp. passages, cavities, or vessels. In this sense, it is also called *fistula*.

7.3 EXERCISES

1. Find pairs which do NOT refer to the same anatomical structure or body part:

- angiectomy – vena
- cholecystolithiasis - cellula
- splanchnopathia – vesica
- cholaemia – bilis
- myelorrhagia – medulla
- adenographia – glandula

2. Create medical terms using the given Greek roots together with prefixes and suffixes:

<i>mening-</i>	related to meninx (membrane of the brain)
	inflammation of meninges
<i>enter-</i>	related to intestines
	pain in intestines
	stones in intestines
<i>myel-</i>	inflammation of spinal cord
	fissure of the spinal cord tissues
	surgical incision to spinal cord
	pathological softening of spinal cord
<i>myo-</i>	benign tumour in a smooth muscle
	multiple tumours in smooth muscles
	surgical removal of muscular tumour
	reconstruction surgery repairing a muscle
	medical field dealing with muscles

4. Divide the following terms into components. Explain the meaning of the clinical terms:

Example: *hypoglycaemia*: hypo-glyc-aem-ia = abnormally low concentration of glucose in blood

compound word	components	meaning
<i>cephalalgia</i>		
<i>cholecystolithiasis</i>		
<i>myodystrophia</i>		
<i>neuropathia</i>		
<i>cardiophobia</i>		
<i>palatoschisis</i>		
<i>encephalodysplasia</i>		
<i>hydrorrhoea</i>		
<i>rhinorrhagia</i>		
<i>pancreatolysis</i>		
<i>nephroptosis</i>		
<i>pyodermatitis</i>		
<i>hyperpyrexia</i>		
<i>haemostasis</i>		

5. Write down one-word clinical terms matching the definitions:

- bleeding from stomach
- stomach ache
- spasm in stomach
- downward displacement of stomach
- inflammation of stomach
- surgery to free stomach from adhesions
- unspecified disease of stomach
- paralysis of stomach

6. Explain the meaning of the medical terms including the Greek root ODONT- (=tooth):

- odontalgia
- periodontitis
- odontohyperaesthesia
- odontologia
- odontoma
- odontogenesis
- odontophobia
- odontoscopia
- odontectomy

7. Form medical terms using the Greek root MY-o(s)- (= muscle):

- benign tumor in a (smooth) muscle
- inflammation of a muscle
- heart muscle
- muscular tissue in uterus
- related to heart muscle
- recording the strength of muscle contraction
- surgical incision to a muscle

8. Use Greek roots from the box to create medical terms defined below:

<i>tomia</i>	<i>ectomia</i>	<i>stomia</i>
<i>graphia</i>	<i>plastica</i>	<i>therapia</i>
<i>stomosis</i>	<i>scopia</i>	<i>metria</i>

- a) _____: measurement of dimensions of the head
- b) _____: treatment of a disease by means of ionizing radiation
- c) _____: surgical formation of an opening through the abdominal wall into the stomach
- d) _____: surgical excision of the gallbladder
- e) _____: endoscopic examination of the colon
- f) _____: surgical repair of a defect of the lip
- g) _____: surgical incision of the appendix
- h) *electro*-_____: recording of electrical impulses produced by the brain activity (EEG)
- i) _____: surgical connection of two parts of the intestine

9. Read the following medical records, give full forms of the circled abbreviations, and explain the meaning of the underlined compounds:

Vinculatio funiculi umbilici circum col. fetus (4x) in grav. hebd. 39+2
Cystis faciei fetus

Sectio caesarea sec. Geppert, Revisio cavi uteri instrumentalis

Partus inductus in grav. hebd. 37+3
Praesentatio occipitis
Diabetes mellitus gestationis/dieta/
Hydronefrosis matris l. sin- nefrostomia in situ
Nefrolithiasis l. dx.
Ruptura perinei gr. II

8.1 GREEK ROOTS REFERRING TO QUALITIES

Explain the meaning of the terms given in examples in the last column:

<i>Greek roots (nom. sg. in brackets)</i>	<i>English translation</i>	<i>Examples</i>	<i>Meaning of examples</i>
brachy-	short	<i>brachydactylia</i>	
brady-	slow	<i>bradypnoe</i>	
cac(o)-	bad	<i>cacosmia</i>	
crypt-	hidden	<i>cryptogenes</i>	
idio-	one's own, distinctive (i.e. with unknown cause)	<i>urticaria idiopathica</i>	
iso-	same	<i>isogenes</i>	
macr-	big, long	<i>macroscopia</i>	
megal-	large	<i>megalocardia</i>	
micr-	small	<i>microscopia</i>	
necr-	dead	<i>necrosis</i>	
neo-	new	<i>neoplasma</i>	
ortho-	straight, normal, correct	<i>orthopnea</i>	
pseud-	false	<i>pseudoanaemia</i>	
scler-	hard	<i>phlebosclerosis</i>	
scolio-	twisted, bent	<i>scoliosis</i>	
tachy-	quick	<i>tachypnoe</i>	
therm-	heat	<i>hypothermia</i>	

8.2 EXERCISES

1. Match the words in the left column with their opposites in the right column. Write down some medical terms including these roots:

.....

.....

.....

.....

.....

brady-	melan-
leuc-	malac-
hyper-	pan-
olig-	tachy-
megal-	poly-
scler-	micr-
hemi-	hypo-

2. Give one-word Greek terms matching the explanations given in Latin:

EX.: morbus cordis > cardiopathia

excisio mammae _____

inflammatio appendicis _____

amputatio digiti _____

incisio gastris _____

curatio cordis _____

dolor dentium _____

morbus intestini tenuis _____

pus in sanguine _____

calculi renales _____

spasmus vasorum _____

haemorrhagia cerebri	_____
alimentatio bona	_____
sutura labii	_____
tumores multiplices ossium	_____
revisio vaginae	_____
prolapsus renis	_____
paralysis membri totalis	_____

3. Find a proper treatment/examination for the disorders given in the left column. Explain the meanings of the terms:

- | | |
|----------------------------|---------------------|
| 1. hydronephrosis | a) dactylolysis |
| 2. myomatosis | b) haemostasis |
| 3. syndactylia | c) tracheostomia |
| 4. mastodynia | d) nephrostomia |
| 5. cheiloschisis | e) mammographia |
| 6. haemorrhagia | f) blepharoplastica |
| 7. tumor intestini crassi | g) myomectomy |
| 8. blepharoptosis | h) myoplastica |
| 9. corpus alienum laryngis | i) cheiloplastica |
| 10. myorrhexis | j) colonoscopia |

4. Match the terms referring to the progress of a disease with the definitions:

peracutus ~ subchronicus ~ exacerbans ~ apparens ~ relapsus ~ latens ~ regressio

- obvious and easily seen, not disguised or hidden
- subsiding of the symptoms or process of a disease
- very acute
- return of the manifestations of a disease after an interval of improvement
- worsening
- disease of intermediate duration
- present but not symptomatic

5. Fill in missing endings:

causa abort..... imminent.....

vulnus sciss..... digit..... minim.... man..... dextr.....

status neonat..... post icter..... physiologic..... grav.....

collapsus circulation..... sanguin..... major..... et minor.....

amputatio lob..... pulmon..... later..... sinistr..... propter tuberculos.....

ruptura ligament..... collateral..... carp..... ulnar.....

fractura apert..... tibi..... later..... dextr..... cum contusion..... muscul..... (pl.) crur.....
dextr.....

cum dermatitid..... grad..... minor.....

exitus letal..... propter seps..... post vuln..... punct..... in region..... pectoral.....

propter luxation..... capit..... radi.....

oss..... (pl.) membr..... superior.....

abscessus purulent.....extra dur..... matr.....

sulcus tendin..... muscul..... flexor..... halluc..... long.....

fractura bas..... oss..... sacr..... complicat.....

symptoma..... (pl.) metastas..... (pl.) tumor..... malign..... uter.....

status post collaps..... intra part..... praematur.....

contusion..... (pl.) cerebr..... multiplic..... traumatic.....

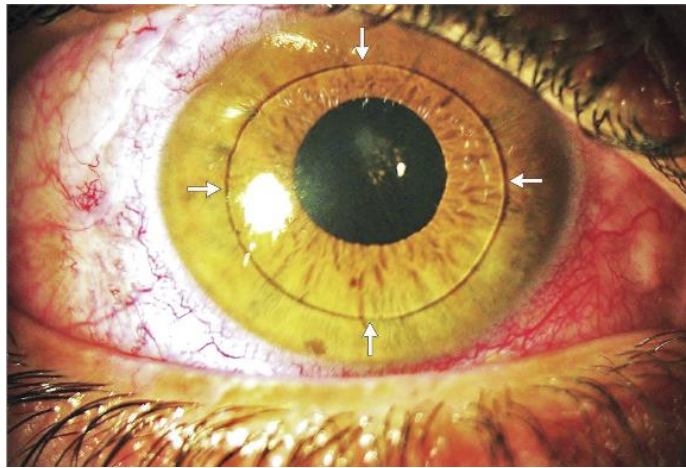
segment..... (pl.) medial..... medull..... spinal.....

functio laes..... hepat..... propter cirrhos.....

extractio dent..... canin..... et dent..... (pl.) praemolar..... cum dolor..... magn.....

deformitas congenit..... cox..... sine luxation.....

6. Use the given terms in proper forms to create a Latin medical record based on the information provided in the English description, the relevant parts are in italics:



A 30-year-old man presented with *sudden vision impairment in his right eye* 1 hour after vigorous exercise. Slit-lamp examination revealed *anterior displacement of the lens*. The patient underwent *surgical removal of the lens, anterior vitrectomy,³* and an *iris-fixated lens was placed within his eye*. Rupture of the zonular fibers (which hold the lens in place) may result in *complete*

dislocation or *partial dislocation* of the lens and could be caused by trauma or other pathologic conditions.

visus ~ subluxatio ~ defectus ~ intraocularis ~ dislocatio ~ extractio ~ implantatio

.....
.....
.....
.....
.....

³ A surgical removal of the vitreous gel from the middle of the eye, often due to its entanglement with intraocular lens or other structures in the eye.

9. LATIN TERMS USED IN PHARMACOLOGY

9.1 PRESCRIPTION TYPES

Medications can be classified as *individually prepared* or *ready-made*.

- a) **Individually prepared medication**, also called *magistraliter* (from Latin word magister – teacher) is a medication the preparation of which requires mixing of one or more ingredients (active medicaments) with one or more pharmaceutical necessities (vehicle, suspending agent). The physician selects the drugs, doses, and pharmaceutical form and the pharmacist prepares the medication accordingly. The name of each drug is placed on a separate line. The order of the ingredients is as follows:

***remedium cardinale* (basis)**. the basis is the principal drug that gives the medication its chief action.

***remedium adjuvans* (adjuvant)**. the adjuvant is a drug that supports or increases the effect of the principal ingredient.

***remedium corrigens* (corrective)**. the corrective modifies or corrects undesirable effects of the basis and/or the adjuvant, i.e. the taste, smell, or colour of the final medical substance.

***remedium constituens* (vehicle)**. the vehicle determines the application form of the medication, i.e. a solvent to increase the size and volume of the medication or to dilute the mixture.

E.g.: Invocatio: Rp./ (= Recipe = take!)

Praescriptio:	<i>Natrii bromati (bromates)</i>	6,0	rem. cardinale
	<i>Phenobarbitali</i>	0,6	rem. adjuvans
	<i>Sirupi Menthae</i>	60,0	rem. corrigens
	<i>Aquae destillatae</i>	ad 300,0	rem. constituens

Subscriptio: M. f. mixt.

= Misce fiat mixtura = Mix (the ingredients) to obtain a mixture.

Signatura: D. S.

= Da. Signa. = Give! Sign! *Jedna lžička třikrát denně po jídle.*

(= One tablespoon 3 times a day after meal).

- b) **Ready-made medication**, or *specialitas*, is a medication produced by a pharmaceutical company under a particular brand name. The prescription does not contain a list of ingredients used to produce the medication, it only specifies the number of packages given to the patient using the abbreviation *Exp. orig.* (= *Expeditio originalis* = original package), and the medication form.

E.g.: Invocatio: *Rp.* (= Recipe = take!)

Praescriptio: *Ospamox 750 mg tbl.* (= tabulettae)

Exp. orig. No. II. (duas)

(=expeditiones originales numero duas = two original packages)

Signatura: *D. S.*

(= Da. Signa. = Give! Sign!) *Jedna tableta každých 12 hodin po dobu dvou týdnů.* (= One tablet every 12 hours for two weeks).

CZECH MEDICAL PRESCRIPTION

VZOR

INSCRIPTIO

Kód pojišťovny **RECEPT** poř. č. _____

Ukazuje platně pro celý recept (výpis, pohotovost, repetatur a počtem opakování, nutná a povolená poře, atd.)

PERSONALIA AEGROTI

Příjmení a jméno _____

Číslo pojištěnce _____ f. _____

Bydliště (adresa) _____

INVOCATIO

Popl.	Diagnóza ¹⁾	Sk.	Kód	Započ.dopl.	Úhrada
	Rp.				
	Kalii jodidi		1,0		
	Ephedrini hydrochloridi		0,2		
	Thymi sirupi comp.		20,0		
	Aquae purif.		ad 100,0		

ORDINATIO

a) **PRAESCRIPTIO (COMPOSITIO)**

b) **SUBSCRIPTIO**

c) **SIGNATURA**

M. f. liquid.
D. ad lag.
D. S. 3x denně 1 lžiči

MAGISTRALITER

SPECIALITAS

Popl.	Diagnóza ¹⁾	Sk.	Kód	Započ.dopl.	Úhrada
	Rp.				
	Frontin 0,5 mg				
	Exp. orig. No. III (tres)				
	D. S. 1 tbl. ráno, 1 tbl. večer				

DATUM

Dne: _____

SIGILLUM ET NOMEN MEDICI

razítko poskytovatele,
jmenovka, podpis a telefon lékaře

Připravil: _____ Vydal: _____

¹⁾ Vypňuje se povinně v případě zvýšené úhrady.

9.2 PARTS OF MEDICAL PRESCRIPTION

a) INSCRIPTIO

The name and the surname of the doctor, the hospital, clinic or polyclinic medical center, their address, and the date.

b) PERSONALIA AEGROTI

Name, address and age of the patient. This part serves to identify for whom the prescription is intended. The full name and the address are required by law on all prescriptions for controlled substances. The age of the patient is a good additional piece of information, especially with pediatric patients where dosage calculations have to be double-checked for safety.

c) INVOCATIO

Consists of the message to the pharmacist expressed by the formula **Rp.** – an abbreviation for *Recipe* meaning *Take!*

d) PRAESCRIPTIO

This is the main part of the medical prescription. It may include the *names of ingredients, medication forms, and dosages* (in the *magistraliter* prescriptions), or *brand names, medication forms, and number of packages* (in the *specialitas* prescriptions).

Magistraliter: The *ingredients* are required to begin with a capital letter and to be in **genitive** (since it is always *a particular amount OF...*). The dosage is noted after the substance using metric units (grams) and Arabic decimal numerals. There can also be instructions concerning the form or the package in which the medication should be given, usually together with the preposition **AD + Accusative:** e.g. *ad lagoenam, ad capsulas*, etc.

Specialitas: Brand names are written with capital letter, but they are not inflected and are written as given on the original packaging. *The number of original packages* (ready-made medications) is given in Roman numerals (full word of the numerals is given in brackets in **accusative**) after the **Exp. orig.** formula (or its variants such as *Tbl. orig.*).

e) SUBSCRIPTIO

In this part there are, if necessary, *instructions to the pharmacist* on how to make the medication. The number of doses and medication form given to the patient are usually introduced with the **M. f.** formula (*Misce fiat* = mix to make/obtain...!).

f) SIGNATURA

This part conventionally starts with the **D.S.** formula (*Da. Signa.* = Give! Sign!). It provides *instructions for the patient in Czech* on how to take the medication. This information must be sufficient to allow the patient to understand fully the amount of the medication to be taken and the frequency and manner of its administration.

g) SIGILLUM ET NOMEN MEDICI

The stamp and signature of the doctor placed on the designated area.

9.3 FORMS OF PHARMACEUTICAL PREPARATIONS AND AGENTS

capsula, *ae, f.* = capsule (e.g. *mollis/enterosolvens* = soft/dissolvable in gastrointestinal tract)

charta, *ae, f.* = a strip of paper (impregnated with medicinal substance)

cremor, *oris, m.* = cream (e.g. *refrigerans* = cooling)

decoctum, *i, n.* = decoction (extraction of medicinal substances by boiling)

emplastrum, *i, n.* = sticking-plaster

fascia, *ae, f.* = tightening bandage (e.g. *hydrophila* = absorbing water)

filum, *i, n.* = a thread (e.g. *sterile*)

globulus, *i, m.* = globule, ball (e.g. *vaginalis*)

gossypium, *ii, n.* = cotton wool

granulum, *i, n.* = granulated powder (e.g. *effervescens*)

gutta, *ae, f.* = drop (e.g. *oculoguttae* = eye drops)

infusio, *onis, f.* = infusion (e.g. *sodii chloridi*)

ligamentum, *i, n.* = bandage

oleum, *i, n.* = oil

pasta, *ae, f.* = paste (e.g. *dentifricia* = toothpaste)

pulvis, *eris, m.* = powder (e.g. *adpersorius* = dusting powder)

sapo, *onis, m.* = soap (e.g. *kalinus* = potassium/potash soap)

species, *erum, f.* = mixture of dried plants to make tea of

spuma, *ae, f.* = foam (e.g. *dermalis*)

stylus, *i, m.* = stick (e.g. *nasalis*)

suppositorium, *i, n.* = suppository, a medication administered through rectum (e.g. *rectale*)

suspensio, *ionis, f.* = suspension (a heterogeneous mixture that contains solid particles sufficiently large for sedimentation)

tabuleta, *ae, f.* = tablet (e.g. *obducta* = coated)

tela, *ae, f.* = gauze (e.g. *hydrophila*)

tinctura, *ae, f.* = alcoholic solution made from plants (e.g. *opii*)

unguentum, *i, n.* = ointment

vaselinum, *i, n.* = vaseline (e.g. *album*)

9.4 PARTS OF PLANTS USED IN PHARMACOLOGY

flos, *ris, m.* = flower (e.g. *tiliae* = of linden)

folium, *ii, n.* = leaves (e.g. *menthae* = of mint)

fructus, *us, m.* = fruit (e.g. *foeniculi* = of fennel)

herba, *ae, f.* = the whole plant (e.g. *absynthii* = of absinthe)

lignum, *i, n.* = wood (e.g. *cinammi* = of cinnamon)

semen, *inis, n.* = seed (e.g. *arnicae* = of wolf's bane)

radix, *cis, f.* = root (e.g. *liquiritiae* = of licorice)

resina, *ae, f.* = resin, pitch (e.g. *cannabis*)

succus, *i, m.* = draught, juice (e.g. *belladonnae* = of deadly nightshade)

9.5 OVERVIEW OF ABBREVIATIONS COMMONLY USED IN MEDICAL PRESCRIPTIONS

The most frequent abbreviations are marked in blue.

<i>a) VERBAL FORMS, INSTRUCTIONS</i>		
<i>abbreviation</i>	<i>full form</i>	<i>translation</i>
add.	adde/addatur/addantur	add/it should be added/they should be added
d. s.	da signa/detur signetur	give and sign/it should be given and signed
d./dent.	da/detur/dentur	give/it should be given/they should be given
d./div.	divide/dividatur	divide/it should be divided
div. in dos. aeq.	divide in doses aequales	divide in equal doses
d. t. d.	dentur tales doses	such doses should be given
disp.	dispensa/dispensetur	divide, distribute/it should be divided, distributed
f.	fiat/fiant	it should be made/they should be made
m.	misce/misceatur/misceantur	mix
m. f.	misce fiat/misce fiant	mix to make/obtain
rep.	repete/repetatur	repeat/it should be repeated
rp.	recipe	take
s./sig.	signa/signetur	sign/it should be signed
solv.	solve	dissolve
sterilis.	sterilisetur	it should be sterilised
ut f.	ut fiat...	in order to make... (sth)

<i>b) FORMS OF MEDICATIONS</i>		
<i>abbreviation</i>	<i>full form</i>	<i>translation</i>
caps./cps.	capsula/capsulae	capsule/capsules
comp.	compositus, a, um	composed of more constituents
conc.	concentratus, a, um	concentrated
decoct.	decoctum	decoction
drg.	dragées	dragee, coated pill
empl.	emplastrum	sticking-plaster
extr.	extractum	extract
extr. fluid.	extractum fluidum	liquid extract
extr. sicc. /exsicc.	extractum siccum/exsiccatum	dry/dried extract
extr. spiss.	extractum spissum	thick, dense extract
garg.	gargarisma	gargling water
glob.	globuli	globules
gtt./gutt.	guttae	drops
gossyp.	gossypium	cotton wool
herb.	herba	plant, herb
inf.	infusio	infusion

inj. inj. i. c. inj. i. m. inj. i. v. inj. subcut.	injectio injectio intracutanea injectio intramuscularis injectio intravenosa injectio subcutanea	injection injection into skin injection into muscle injection into vein injection under skin
linim.	linimentum	liniment
liq.	liquidum	liquid
mixt.	mixtura	mixture
ol.	oleum	oil
past.	pasta	paste
p.o.	peroralis/per os	taken perorally (through mouth)
pro adult. pro inf.	pro adultis pro infantibus	for adults for children
pulv./plv. pulv. adsp. pulv. div.	pulvis/pulveres pulvis adpersorius pulveres divisi	powder(s) dusting powder divided powders
sir.	sirupus	sirup
sol.	solutio/solubilis/solutus	solution/dissolvable/dissolved
sp./spec.	species	tea mixture
succ.	succus	juice, draught
supp.	suppositorium/suppositoria	suppository
susp.	suspensio	suspension
tbl. tbl. efferv. tbl. obd.	tabulettae tabulettae effervescentes tabulettae obductae	tablets effervescent tablets coated tablets
tinct.	tinctura	tincture
ung.	unguentum	ointment

<i>b) OTHER INSTRUCTIONS concerning dosage, storage, etc.</i>		
<i>abbreviation</i>	<i>full form</i>	<i>translation</i>
Aa	ana (partes aequales)	in equal quantities
ad amp.	ad ampullam	into ampule
ad caps.	ad capsulam/-as	into capsule/s
ad ch (art). (cer.)	ad chartam ceratam	into waxed sachet
ad lag.	ad lagoonam	into bottle
ad man. med.	ad manus medici	into the hands of doctor
ad oll.	ad ollam	into gallipot
ad sacc.	ad saccos	into sachets
ad scat.	ad scatulam/as	into box/es
ad us. ext.	ad usum externum	for external use
ad us. int.	ad usum internum	for internal use
ad us. propr.	ad usum proprium	for one's own use
ad vitr.	ad vitrum	into glass (bottle)
ad vitr. fusc.	ad vitrum fuscum	into brown bottle
aliq.	aliquot	a little of
aq.	aqua	water
aq. dest.	aqua destillata	distilled water
aq. pro inj.	aqua pro injectione	water for injection
aq. purif.	aqua purificata	purified water
aq. steril.	aqua sterilisata	sterilized water
c.	cum	with
cochl. mag./parv.	cochlear magnum/parvum	table-/teaspoon
comp.	compositus	composite, combined
conc.	concentratus	concentrated
ctr.	contra	against
d.	dies, ei, m.	day
dil.	dilutus	dissolved, diluted
dupl.	duplex	double
exp. orig.	expeditio originalis/expeditiones originales	original packaging (sg./pl.)
fort.	fortis	strong
fortiss.	fortissimus	the strongest
guttator.	Guttatorium (adj. guttatorius,a , um)	drop-glass, dropper
h.	hora, ae, f	hour
l. a./leg. art.	lege artis	according to the rules of medicine
m. p.	manu propria	(signed) with one's own hand
no.	numero	in number of...
p. d.	pro dosi	per dose

p. die	pro die	per day
praec.	praecipitatus	precipitated
q. s.	quantum satis	as much as it is necessary
simpl.	simplex	simple
s. n.	suo nomine	(marked) with its name
spir(it).	spiritus	spirit, grain alcohol
s. s. v.	sub signo veneni	under the sign of poison
tot.	totus, a, um	all, whole

9.6 COMMONLY USED MEDICATION NAMES

The noun *remedium* and its more frequent plural form *remedia* is usually omitted: thus *abortiva* = *remedia abortiva*.

Write down each type's plural form:

Latin name	English translation and explanation
1. remedium abortivum <i>abortivus, a, um</i>	a drug inducing or causing abortion (<i>abortifacient</i>)
2. rem. anaestheticum <i>anaestheticus, a, um</i>	a drug causing temporary loss of bodily sensations (<i>anaesthetic</i>)
3. rem. analgeticum <i>analgeticus, a, um</i>	a drug relieving pain (<i>analgesic</i>)
4. rem. antacidum <i>antacidus, a, um</i>	a drug preventing, neutralizing, or counteracting acidity (<i>antacid</i>)
5. rem. antiallergicum <i>antiallergicus, a, um</i>	a drug preventing or relieving allergies (<i>antiallergenic</i>)
6. rem. antibioticum <i>antibioticus, a, um</i>	a drug used to treat or prevent bacterial infections (<i>antibiotic</i>); transportable through lymphatic system
7. rem. anticoagulans <i>anticoagulans, antis</i>	a drug preventing blood clotting (<i>anticoagulant</i>)
8. rem. antidiarrhoicum <i>antidiarrhoicus, a, um</i>	a drug preventing or stopping diarrhoea (<i>antidiarrheal</i>)
9. antidotum , i., n.	a drug that stops the harmful effects of a poison (<i>antidote</i>)
10. rem. antidiureticum <i>antidiureticus, a, um</i>	a drug limiting the formation of urine (<i>antidiuretic</i>)
11. rem. antimycoticum	a drug used to prevent or inhibit the growth of fungi (<i>antimycotic</i>)
12. rem. antipyreticum <i>antipyreticus, a, um</i>	a drug reducing fever (<i>antipyretic</i>)
13. rem. antisepticum <i>antisepticus, a, um</i>	a drug inhibiting the growth of microorganisms and preventing infection (<i>antiseptic</i>); applied to living tissue/skin, not transportable through lymphatic system
14. rem. antiviroticum <i>antiviroticus, a, um</i>	a drug used against viruses (<i>antivirotic</i>)
15. rem. cardiostimulans <i>cardiostimulans, antis</i>	a drug stimulating the heart function (<i>cardiac stimulant</i>)
16. rem. contraceptivum <i>contraceptivus, a, um</i>	a drug preventing conception (<i>contraceptive</i>)

17. rem. desinficiens <i>desinficiens, entis</i>	a drug destroying microorganisms found on non-living objects (<i>disinfectant</i>)
18. rem. detoxicans <i>detoxicans, antis</i>	a drug removing toxins from body (<i>detoxicant</i>)
19. rem. diureticum <i>diureticus, a, um</i>	a drug increasing the formation of urine (<i>diuretic</i>)
20. rem. emeticum <i>emeticus, a, um</i>	a drug inducing vomiting (<i>emetic</i>) used in the emergency cases such as some drug overdoses or certain types of poisoning
21. rem. expectorans <i>expectorans, antis</i>	a drug facilitating the secretion and expulsion of phlegm or mucus from the respiratory tract (<i>expectorant</i>)
22. rem. hypnoticum <i>hypnoticus, a, um</i>	a drug inducing sleep (<i>hypnotic</i>)
23. rem. hypotonicum <i>hypotonicus, a, um</i>	a drug decreasing blood pressure (<i>antihypertensive</i>)
24. rem. chemotherapeuticum <i>chemotherapeuticus, a, um</i>	a drug that is selectively destructive to malignant cells and tissues (<i>chemotherapeutic</i>)
25. rem. laxativum (laxans) <i>laxativus, a, um (laxans, antis)</i>	a drug facilitating or increasing bowel movements (<i>laxative/purgative</i>)
26. rem. narcoticum <i>narcoticus, a, um</i>	a drug that blunts senses (e. g. morphine) usually used to relieve pain, cause sedation, and induce sleep (<i>narcotic</i>)
27. rem. obstipans <i>obstipans, antis</i>	a drug providing relief from diarrhoea (<i>antidiarrheal</i>)
28. rem. prophylacticum <i>prophylacticus, a, um</i>	a drug to prevent a disease or infection (<i>prophylactic</i>)
29. rem. relaxans <i>relaxans, antis</i>	a drug relaxing and relieving muscular or nervous tension (<i>relaxant</i>)
30. rem. sedativum <i>sedativus, a, um</i>	a drug inducing sedation by reduction of irritability or excitement (<i>sedative/tranquiliser</i>)
31. rem. spasmolyticum <i>spasmolyticus, a, um</i> =rem. antispasticum	a drug suppressing muscle cramps or spasms (<i>antispasmodic/spasmolytic</i>)
32. rem. stimulans <i>stimulans, antis</i>	a drug exciting any bodily function, especially those that stimulate the brain and CNS (<i>stimulant</i>)
33. rem. stomachicum <i>stomachicus, a, um</i>	a drug stimulating gastric digestion and relieving discomfort caused by stomach pain (<i>stomachic</i>)
34. rem. vasoconstringens <i>vasoconstringens, entis</i>	a drug that causes narrowing (<i>vasoconstrictio</i>) of walls of blood vessels (<i>vasoconstrictor</i>)
35. rem. vasodilatans <i>vasodilatans, antis</i>	a drug that causes dilatation (<i>vasodilatatio</i>) of walls of blood vessels (<i>vasodilatator</i>)

9.7 EXERCISES:

1. Put the following lines into correct order according to the usual structure of a prescription. Decide which of the two prescriptions is ready-made:

Exp. orig. No. I (unam)

Rp.

Imunor p. o. 4 x 10 mg

D. S. Dle rozpisu.

D. ad scat.

Acidi borici pulv.

100,0

Rp.

S. Jednu lžici na litr teplé vody k výplachům.

2. Fill in the gaps:

Rp.

Amobarbitali

0,15

Codeinii dihydrogenphosphorici

0,03

Aminophenazoni

0,25

Olei cacao q. ___ ut ___ supp.

D. ___ d. ___ VI (sex)

S. Na noc zavést 1 čípek.

_____ *Asentra 50 tbl. p. o. 28 x 50 mg*

_____ *orig. ___ IV (quattuor)*

D. ___ 2 tablety denně.

3. Give full forms of the underlined terms. Explain the instructions for the pharmacist:

Rp.

Acidi acetylsalicylici

Paracetamoli

aa 0,3

Codeinii dihydrogenphosphorici

0,02

Coffeini cum natrio benzoico

0,1

Magnesii oxydati

0,05


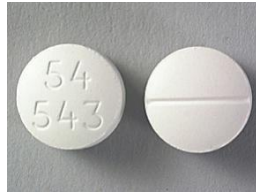
M. f. pulv.

D. t. d. No. XX (viginti) ad

caps. S. 3krát denně 1

prášek.

4. Write down Latin terms denoting the pharmaceutical agents in the pictures:



6. Interpret the samples of medical prescriptions and explain what they are used for/against:

ANALGETICUM + ANTIPYRETICUM

<i>Rp.</i>	
<i>acetylsalicylici</i>	
<i>Paracetamoli</i>	<i>aa 0,3</i>
<i>Codeinii dihydrogenphosphorici</i>	<i>0,02</i>
<i>Coffeini cum natrio benzoico</i>	<i>0,1</i>
<i>Magnesii oxydati</i>	<i>0,05</i>
<i>M. f. pulv.</i>	
<i>D. t. d. No. XX (viginti) ad caps.</i>	
<i>S. 3krát denně 1 prášek.</i>	

ANTACIDUM

<i>Rp.</i>	
<i>Extracti belladonnae sicci</i>	<i>0,4</i>
<i>Papaverinii chlorati</i>	<i>1,0</i>
<i>Magnesii oxydati</i>	<i>20,0</i>
<i>M. f. pulv.</i>	
<i>Div. in dos. aeq. No. XX (viginti) ad caps.</i>	
<i>D. S. 3krát denně 1 prášek mezi dvěma jídly.</i>	

UROLOGICUM

<i>Rp.</i>	
<i>Herbae equiseti</i>	
<i>Folii uvae ursi</i>	<i>aa 15,0</i>
<i>Herbae herniariae</i>	
<i>Radiciis levistici</i>	<i>aa 20,0</i>
<i>Folii betulae</i>	<i>30,0</i>
<i>M. f. spec.</i>	
<i>D. S. 1 lžíce na šálek nálevu. Denně vypít 3 – 4 šálky.</i>	

GYNAECOLOGICUM

<i>Rp.</i>	
<i>Acidi borici pulv.</i>	<i>100,0</i>
<i>D. ad scat.</i>	
<i>S. Jednu lžici na litr teplé vody k výplachům.</i>	

MYORELAXANS

<i>Rp.</i>	
<i>Mydocalm 150 mg tbl. p. o. 30 x 150 mg</i>	
<i>Exp. orig. No. III (tres)</i>	
<i>D. S. 3krát 1 tableta denně.</i>	

ANTIDEPRESSIVUM

Rp.
Asentra 50 tbl. p. o. 28 x 50 mg
Exp. orig. No. IV (quattuor)
D. S. 2 tablety denně.

HYPNOTICUM

Rp.
Amobarbitali 0,15
Codeinii dihydrogenphosphorici 0,03
Aminophenazoni 0,25
Olei cacao q. s. ut f. supp.
D. t. dos. No VI (sex)
S. Na noc zavést 1 čípek.

IMMUNOSTIMULANS

Rp.
Imunor p. o. 4 x 10 mg
Exp. orig. No. I (unam)
D. S. Dle rozpisu.

ANTIBIOTICUM

Rp.
Framykoin plv. ads. 1 x 20 gm
Exp. orig. No. II (duas)
D. S. Aplikovat 2krát denně na postižená místa po dobu 10 dnů.

ANTIDOTUM

Rp.
Carbonis adsorbentis 30,0
Magnesii sulfurici
(seu Natrii sulfurici) 15,0
Aquae purificatae ad 300,0
M. f. susp.
D. S. Cum formula. Pro medico. Po ukončení výplachu vstříknout do žaludku.

ANTIMYCOTICUM

Rp.
Ureae 40,0
Acidi lactici 1,0
Ung. lanalcoli 20,0
Cerae albae 5,0
Vaselini albi ad 100,0
M. f. ung. Týden používat v okluzním obvazu na nehty před aplikací antimykotik.

DIURETICUM

Rp.
Aminophyllini 1,8
Olei cacao q. s. ut f. supp.
D. t. d. No. VI (sex)
S. 2krát denně zavést 1 čípek do konečníku.

PARASYMPATOLYTICUM

Rp.
Atropini sulphatis 0,1
Aquae pro iniectioe ad 10,0
M. f. oculo guttae
D. ad vitrum guttatorium fuscum
S. s. s. v. Denně jednu kapku do každého oka.

DERMATOLOGICUM

Rp.
Acidi salicylici 7,0
Triamcinolon E ung., tub. orig. No. II. (duas)
Vaselini flavi ad 100,0
M. f. ung.
D.S. 1x denně mast na ruce. Repetatur 2x (bis).

ANALGETICUM

Rp.
Ergotamini tartratis 0,001
Diazepam 0,005
Phenobarbitali 0,020
Coffeini 0,100
Paracetamoli 0,200
M.f. plv.
D. t. d. No. L (quinginta)
D. ad caps. gelat.
D.S. 1 tobolku při potížích, max. 2x denně. S. s. v.

7. Change the underlined words into the opposite number:

- remedium anxiolyticum
.....
- vasodilatantia propter stenosis vasorum
.....
- dosis antibiotici pro infante
.....
- antipyretica propter hyperpyrexiam
.....
- remedium myorelaxans
.....
- remedia prophylactica in graviditate
.....

8. Match the types of medications with the appropriate clinical conditions:

contraceptivum

dyspepsia

hypnoticum

febris

antidotum

tussis

antipyreticum

insufficiencia cordis

stomachicum

insomnia

obstipans

graviditas

expectorans

intoxicatio

cardiostimulans

diarrhoea

10. Write down medical prescriptions following the instructions below. Make sure you have included all the necessary information:

A) A fifty-year old woman suffers from chronic bad headache with no reason identified. Prescribe her capsules made of 0,005 g of Diazepamum; 0,02 g of Phenobarbitalum; 0,1 g of coffeinum; and 0,2 g of paracetamolum. The vehicle is lactose (*lactosum*) up to 0,5 grams. The pharmacist should make a powder. Make 50 doses in the form of gelatine capsules (*gelatinosus, a, um*). The patient should take one capsule if needed, max. twice a day. The medication should be marked as poison.

B) A hard smoker suffers from chronic bronchitis and needs to expectorate the mucus from his bronchial tubes. Prescribe him mucolytics: one package of Mucosolvan drops. The patient should take 30 drops every three hours.

VZOR

Kód pojišťovny	RECEPT		poř. č.
	Údaje platné pro celý recept (výpis, pohotovost, repetatur s počtem opakování, nutná a neodkladná péče, atd.)		
Příjmení a jméno			
Číslo pojištěnce			f.
Bydliště (adresa)			
Popl.	Diagnóza ¹⁾	Sk.	Kód
			Započ.dopl.
			Úhrada

Rp.

Popl.	Diagnóza ¹⁾	Sk.	Kód	Započ.dopl.	Úhrada
-------	------------------------	-----	-----	-------------	--------

Rp.

Dne:

razítko poskytovatele,
jmenovka, podpis a telefon lékaře

Připravil:	Vydal:
------------	--------

¹⁾ Vyplňuje se povinně v případě zvýšené úhrady.

C) A five-year old child has been received at the hospital with very high fever caused by acute inflammation of urinary bladder. One of the best ways how to lower the fever of children is via paracetamol suppositories (*Suppositoria paracetamoli*). These should be made by pharmacist of 10 grams of paracetamol + 30 grams of Adipis solidi as adjuvant remedy. 20 of them should be made in equal doses. The instructions for the patient are to take one suppository every 6 hours if the fever reaches 38,5⁰C.

D) The patient suffers from acute pneumonia, but is allergic to penicilline antibiotics. Therefore, two original packages of klaritromycine antibiotics Klacid 500 mg have to be prescribed in the form of coated tablets. The patient should take one tablet every 12 hours for two-three weeks.

VZOR

Kód pojišťovny	RECEPT		poř. č.
Údaje platné pro celý recept (výpis, pohotovost, repetatur s počtem opakování, nutná a neodkladná péče, atd.)			
Příjmení a jméno			
Číslo pojištěnce			f.
Bydliště (adresa)			
Popl.	Diagnóza ¹⁾	Sk.	Kód
			Započ.dopl.
			Úhrada

Rp.

Popl.	Diagnóza ¹⁾	Sk.	Kód	Započ.dopl.	Úhrada
-------	------------------------	-----	-----	-------------	--------

Rp.

Dne:

razítko poskytovatele,
jmenovka, podpis a telefon lékaře

Připravil:	Vydal:
------------	--------

¹⁾ Vyplňuje se povinně v případě zvýšené úhrady.

10. DISSECTION PROTOCOL

Structure:

Pathological-anatomical diagnosis consists of four parts:

- ▶ I. *Morbus principalis*
 - ▶ the primary finding of the pathologist, does not have to be identical with the cause of death
- ▶ II. *Complicationes*
 - ▶ complications linked to cause of death
- ▶ III. *Causa mortis*
 - ▶ cause of death
- ▶ IV. *Inventus accessorius*
 - ▶ additional findings

10.1 EXERCISES

1. **Interpret the following sample of dissection protocol related to *asphyxia intrauterina*, i.e. the asphyxiation of fetus in utero due to oxygen deprivation:**

I. Mors praenatalis.

Mater II para II gravida.

Fetus immaturus non vitalis generis masculini 940g/35 cm.

Partus per vias naturales in hebdomade graviditatis XXXII.

II. Hypotrophia fetus.

Maceratio fetus III. gradus.

Atelectasis pulmonum.

III. Asphyxia intrauterina.

IV. Sine inventu accessorio.

2. Decide whether the following protocol refers to a man or a woman; write down the cause of death. Explain the meaning of the underlined compounds:

- I. Melanoblastoma dorsi reg. subscapularis l. dx.
- II. Metastases multiplices cerebri lat. utr., cerebelli lat utr., et ad pulmones.
- Oedema cerebri.
- Decubitus reg. sacralis superficialis parvus. Hypertrophia lienis.
- Arteriosclerosis universalis. Bronchopneumonia hypostatica microfocalis l.dx.
- III. Thromboembolia ramorum arteriae pulmonalis l. dx. multifocalis. Dilatio ventriculi cordis dextri acuta.
- IV. Defectus dentium partialis reg. mandibulae l. sin. Atrophia fusca myocardii et hepatis.
- Adenoma lobi sinistri glandulae thyroideae. Stp. HYE et adnexectomiam bilateralem. Striae cutis reg. abdominis. Degeneratio cuspidum valvae mitralis. Cystes serosae corticis renum.
- Urocystitis catarrhalis.

11. REVISION EXERCISES

1. Derive adjectives according to the example:

articulatio + (carpus+metacarpus) > *articulatio carpometacarpalis*

articulatio + (costa + vertebra)

articulatio + (metacarpus + phalanx)

articulatio + (sternum + costa)

ganglion + (cervix + thorax)

ganglion + (cranium + spina)

ganglion + (encephalon + spina)

ligamentum + (carpus + metacarpus)

ligamentum + (costa + clavicula)

ligamentum + (hepar + duodenum)

musculus + (brachium + radius)

musculus + (cranium + spina)

musculus + (urethra + vagina)

2. Give opposites:

sepsis endogenes

diastole

eupnoe

hyperaesthesia

hypotonia

aditus

tachypnoe

stenosis

epigastrium

3. Explain the compound terms and choose the one which matches the definition in italics:

monarthritus – polyarthritus – panarthritus

inflammation of several joints

chondritis – myelitis – myositis

inflammation of a muscle

haematuria – uraemia – haemopathia

presence of blood in urine

ductus: intralobularis – interlobularis

duct located between lobules

angioma – adenoma – glaucoma

tumor of glandular origin

extracorporalis – intracorporalis – corpuscularis

related to a small mass/body

solubilis – insolubilis – solvens

impossible to dissolve

excisio – incisivus – incisura – contraincisio - incisio

surgical removal

hypogastricus – epigastrius – endogastricus

located inside the stomach

4. Derive series of terms with the same components and translate them:

-pathia	osteon, us (otos), myelos, cardia, neuron, nephros, arthron, spondylos, mys (myos)
-logia	angeion, cardia, derma (dermatos), uron, neuron, osteon, ophthalmos
-sclerosis	myelos, mys (myos), osteon, phleps (phlebos), cardia
-ectomy	cystis, appendix, gaster, ovarium

5. Explain the meaning of the following terms

dystrophia – dyspnoe – dysenteria

hypotensio – hypoglycaemia – hypocalcaemia

excisio – incisio – contraincisio – circumcisio –transcisio

endocardium – epicardium – pericardium

endometrium – perimetrium – myometrium – parametrium

hyperaesthesia – hypaesthesia – paraesthesia – anaesthesia

intracranialis – infracranialis – extracranialis

ectopia – ectoparasitus – ecchondroma

6. Follow the explanations provided and form proper terms:

- inflammation of periosteum
- inflammation of the transparent membrane lining the abdominal cavity and covers most of the viscera
- inflammation of the thin serous membrane around the lungs and inner walls of the chest
- inflammation of the double-layered membrane around the heart
- equipped with teeth
- a protuberance on a bone, especially for the attachment of a muscle or ligament
- next to thyroid gland
- located above kidney
- located next to urethra
- inflammation of liver
- inflammation of appendix
- inflammation of the joints of hand
- benign tumour consisting of bone tissue
- tumour consisting of a mass of blood or lymphatic vessels

7. Find the words that the following diminutives are derived from:

cerebellum	arteriola	fossula
cuticula	lobulus	capitulum
tuberculum	venula	denticulus
nodulus	radicula	corpuseulum
canaliculus	ductulus	septulum
glandula	ventriculus	lingula
auricula	vesicula	vasculum

KEY

1. Derive adjectives according to the example:

articulatio + (carpus+metacarpus) > *articulatio carpometacarpalis*

articulatio costovertebralis
 articulatio metacarpophalangea
 articulatio sternocostalis
 ganglion cervicothoracicum
 ganglion craniospinale
 ganglion encephalospinale
 ligamentum carpometacarpale
 ligamentum costoclaviculare
 ligamentum hepatoduodenale
 musculus brachioradialis
 musculus craniospinalis
 musculus urethrovaginalis

2. Give opposites:

sepsis endogenes	exogenes	diastole	systole	eupnoe	dyspnoe
hyperaesthesia	hypoesthesia	hypotonia	hypertonia	aditus	exitus
tachypnoe	bradypnoe	stenosis	dilatatio	epigastrium	hypogastrium

3. Explain the compound terms and choose the one which matches the definition in italics:

monarthritus – polyarthritus – panarthritus	<i>inflammation of several joints</i>
chondritis – myelitis – myositis	<i>inflammation of a muscle</i>
haematuria – uraemia – haemopathia	<i>presence of blood in urine</i>
ductus: intralobularis – interlobularis	<i>duct located between lobules</i>
angioma – adenoma – glaucoma	<i>tumor of glandular origin</i>
extracorporalis – intracorporalis – corpuseularis	<i>related to a small mass/body</i>
solubilis – insolubilis – solvens	<i>impossible to dissolve</i>
excisio – incisivus – incisura – contraincisio - incisio	<i>surgical removal</i>
hypogastricus – epigastrius – endogastricus	<i>located inside the stomach</i>

4. Derive series of terms with same combining elements and translate them:

-pathia	osteopathia, otopatia, myelopathia, cardiopathia, neuropatia, nephropatia, arthropatia, spondylopatia, myopathia
-logia	angiologia, cardiologia, dermatologia, urologia, neurologia, osteologia, ophthalmologia
-sclerosis	myelosclerosis, myosclerosis, osteosclerosis, phlebosclerosis, cardiosclerosis
-ectomy	cystectomy, appendectomy, gastrectomy, ovariectomy

5. Translate series of terms with similar structure

dys- = wrong, insufficient, difficult or disorder of: tissue nourishment – breathing – intestines

hypo- = abnormally decreased, deficient: blood pressure – blood sugar – calcium in blood

-cisio = cutting: out – into – counter – around – through

-cardium = (parts of) heart: membrane lining inner cavities – inner layer of pericardium – sac around

-metrium = (parts of) uterus: inner layer – layer surrounding – muscular layer – extension of outer layer

-aesthesia = feeling, perception: excessive – abnormally low – abnormal painless sensation – loss of

-crani- = skull: located inside – located below – located outside

ec(to)- = outside: displacement or wrong position of an organ – parasite living on the surface of body – cartilaginous tumour protruding outside the surface of a bone

6. Follow the description and form the proper term:

- inflammation of the periost - **periostitis**
- inflammation of the transparent membrane lining the abdominal cavity and covers most of the viscera - **peritonitis**
- inflammation of the thin serous membrane around the lungs and inner walls of the chest - **pleuritis**
- inflammation of the double-layered membrane around the heart - **pericarditis**
- being equipped with teeth - **dentatus**
- a protuberance on the bone, especially for attachment of a muscle or ligament - **tuberositas**
- next to the thyroid gland - **parathyreoideus**
- one that lies above the kidney - **suprarenalis**
- one that is found next to the urethra - **paraurethralis**
- inflammation of the liver - **hepatitis**
- inflammation of the vermiform appendage - **appendicitis**
- inflammation of the joints of hand - **cheirarthritus**
- benign tumour consisting of bone tissue - **osteoma**
- tumour consisting of a mass of blood or lymphatic vessels - **angioma**

7. Find words that the following diminutives are derived from:

cerebellum	cerebrum	arteriola	arteria	fossula	fossa
cuticula	cutis	lobulus	lobus	capitulum	caput
tuberculum	tuber	venula	vena	denticulus	dens
nodulus	nodus	radicula	radix	corpusculum	corpus
canaliculus	canalis	ductulus	ductus	septulum	septum
glandula	glans	ventriculus	venter	lingula	lingua
auricula	auris	vesicula	vesica	vasculum	vas

VOCAB

aberrans, ntis	aberrant, going astray
adnexa, arum, f.	appendages of an organ (eye, uterus, or skin)
adolescens, ntis, m./f.	adolescent person
aequalis, e	even, steady
aetas, atis, f.	age
aethylicus, a, um	related to alcohol consumption
agenesis, is/eos, f.	absence of an organ due to its non-development
ala, ae, f.	a wing-like process
alternans, ntis	alternating
alveolus, i, m.	a small cavity in lungs, basic unit of ventilation
angulus, i, m.	angle, corner
antihelix, icis, f.	antihelix (i.e. the lesser rim of auricle opposing the helix)
apparens, ntis	obvious, apparent, symptomatic
areola, ae., f.	the pigmented area around the nipple
articulum, i, n.	moment
atrophia, ae, f.	a decrease in size of an organ/tissue, wasting away
auricula, ae, f.	the visible part of ear
bulla, ae, f.	blister
caecitas, itatis, f.	blindness, inability to see
caeruleus, a, um	blue, blue-black
capsula, ae, f.	a capsule
catarrhus, i, m.	inflammation of a mucous membrane with discharge of mucus
caudatus, a, um	having a tail
causa, ae, f.	cause, reason
celer, is, e	quick, fast
cerebellum, i, n.	the part of brain responsible for voluntary movements
chorda, ae, f.	a cord-like structure; (umbilical) cord
cicatrix, icis, f.	scar
compositus, a, um	natural, composed, regular (of face)
continuus, a, um	continuous, having no ups and downs
contraindicatio, onis, f.	any circumstance that makes a medication/procedure unadvisable or risky
corpusculum, i, n.	a rounded globular mass of cells; the encapsulated ending of a sensory nerve, corpuscle
cremor, oris, m.	cream
curvatura, ae, f.	curvature, bend, curve

cuspis, dis, f.	a pointed end of a structure
cuticula, ae, f.	cuticle (i.e. a layer of cells covering nail bed or hair shaft)
decoctum, i, n.	decoction (extraction of medicinal substances by boiling)
decolor, oris	discoloured
dilatatio, onis, f.	abnormal dilation, widening
dolorosus, a, um	painful
dyspepsia, ae, f.	a painful or disturbed digestion
dysplasia, ae, f.	an abnormality in cell formation
ectopia, ae, f.	a congenital displacement or abnormal position of an organ/structure
embolia, ae, f.	embolism, obstruction of blood flow
emplastrum, i, n.	sticking-plaster
empyema, matis, n.	a collection of pus within a cavity
epiglottis, is, f.	a plate of fibrocartilage behind tongue preventing food entering larynx
epimysium, ii, n.	the fibrous connective tissue around skeletal muscles
exacerbans, ntis	worsening
exitus, us, m.	death (in clinical terminology)
exsanguinatio, onis, f.	bleeding out
fascia, ae, f.	tightening bandage
febrilis, e	feverish
filum, i, n.	a thread
flos, ris, m.	flower
folium, ii, n.	leaf
fortis, e	strong
frequens, ntis	frequent
funiculus, i, m.	a bundle of nerve fibers; (umbilical) cord
fuscus, a, um	brown
geniculum, i, n.	a small angular knee-like bend
globulus, i, m.	a globule, ball
glomerulus, i, m.	tuft (i.e. a network of capillaries at the beginning of a nephron)
granulami, n.	granulated powder
griseus, a, um	grey
gutta, ae, f.	drop
gyrus, i, m.	the ridge on the cerebral cortex
habitus, us, m.	body constitution
haemostasis, is/eos, f.	arrest of bleeding; stagnation of blood
helix, icis, f.	helix (i.e. the prominent rim of auricle)

hyperplasia, ae, f.	an abnormal increase in size of an organ/tissue due to new growth of normal cells
hypertrophia, ae, f.	increase in size of an organ/tissue from other reasons than tumour or excessive cell formation
hypostasis, is/eos, f.	poor or stagnant circulation
hypostaticus, a, um	resulting from poor circulation
charta, ae, f.	a strip of paper (impregnated with medicinal substance)
imminens, ntis	imminent, threatening
infantilis, e	developed on a child-level
infarctus, us, m.	infarction, tissue death due to lack of blood supply
infundibulum, i, n.	a funnel-like structure
infusio, onis, f.	infusion
intermedius, a, um	located in between two structures
intermittens, ntis	marked by alternating periods of activity and inactivity
inventus, us, m.	finding
inversus, a, um	opposite in order, nature, or effect
inveteratus, a, um	long-established, deep-rooted, old, chronic (of diseases and injuries)
iuven(al)is, e	young, immature, referring to adolescence
lana, ae, f.	cotton wool
latens, ntis	hidden, not symptomatic
lethalis, e	lethal, deadly
ligamentum, i, n.	bandage
lingula, ae, f.	a small, tongue-like structure
lividus, a, um	discoloured, bluish
livor, oris, m.	discoloration of skin (after death)
localis, e	local
locus, i, m.	place, site
luteus, a, um	yellow
mamilla, ae, f.	nipple
masseter, eris, m.	chewing muscle
medialis, e	located more toward the medial plane, as opposed to lateral
medianus, a, um	located exactly in the middle of a structure
melanoblastoma, matis, n.	malignant skin tumour
mesocolon, i, n.	mesentery (i.e. the tissues attaching intestines to the posterior abdominal wall)
mesocortex, icis, m.	a transitional area in cerebral cortex

mesoderma, matis, n.	one of the three germ layers of embryo located between ectoderma and endoderma
mollis, e	soft
morbilli, orum, m.	measles
moribundus, a, um	dying person
mortuus, a, um	dead
mutitas, itatis, f.	muteness, inability to speak
naevus, i, m.	a mole (i.e a circumscribed malformation of skin, esp. hyperpigmentation or increased vascularity)
oleosus, a, um	oily
oleum, i, n.	oil
opponens, ntis	opposing
oppressus, a, um	constrained, oppressed
osteosynthesis, is/eos, f.	internal fixation of bone fragments after fracture
pallidus, a, um	pale
pandemia, ae, f.	an epidemic affecting all or most of the population
parametrium, i, n.	the connective tissue surrounding uterus
paries, etis, m.	wall
pasta, ae, f.	paste
peracutus, a, um	extremely acute
pericardium, i, n.	a double-wall sac containing heart
periosteum, i, n.	the membrane covering bones
peritoneum, i, n.	the serous membrane lining abdominal cavity, peritoneum
phlegmone, es, f.	a spreading diffuse inflammatory process with formation of pus
planum, i, n.	plane (i.e. a two-dimensional flat surface)
plethoricus, a, um	reddish due to excessive blood circulation
plexus, us, m.	network
pneumothorax, cis, m.	a collection of air in pleural space causing lung collapse
positio, onis, f.	position, location
progrediens, ntis	progressive
prosencephalon, i, n.	the forebrain, the rostral part of brain in the early CNS development
pseudotumor, oris, m.	an enlargement resembling a tumour
pubertas, atis, f.	adolescence
puerperium, ii, n.	the period between childbirth and involution of uterus (ca. six weeks after labour)
pulsans, ntis	pulsating
pulsatio, onis, f.	spreading of the pulse waves along the arteries

pulsus, us, m.	pulse
pulvis, eris, m.	powder
purulentus, a, um	containing pus, purulent
recens, ntis	recent
recessus, us, m.	a recess (i.e. a small indentation or cavity)
recurrens, ntis	recurrent, returning
regressio, onis, f.	subsiding of symptoms or progress of a disease
regularis, e	regular
relapsus, us, m.	return of the disease after a period of improvement
remittens, ntis	temporarily decreasing in severity
rigor, oris, m.	stiffness (after death)
roseus, a, um	pink
rostralis, e	related to the front of head
sagittalis, e	referring to the sagittal plane/suture
sapo, onis, m.	soap
sclerosis, is/eos, f.	abnormal thickening, loss of flexibility
senilis, e	related to old age
senium, ii, n.	old age
situs, us, m.	place, site
spatium, ii, n.	a cavity, space
species, erum, f.	mixture of dried plants to make tea of
spuma, ae, f.	foam
stenosis, is/eos, f.	abnormal narrowing
stria, ae, f.	scar-like lesion due to weakening of elastic tissues; anatomy: a longitudinal nerve fiber collection in brain
stylus, i, m.	stick
subluxatio, onis, f.	incomplete dislocation
suppositorium, i, n.	suppository (i.e. a medication administered through rectum)
surditas, itatis, f.	deafness, inability to hear
suspensio, ionis, f.	suspension (i.e. a heterogeneous mixture containing solid particles sufficiently large for sedimentation)
syndroma, matis, n.	a combination of symptoms resulting from a single cause
tabuletta, ae, f.	a tablet, pill
tardus, a, um	slow
tela, ae, f.	gauze
thrombosis, is/eos, f.	blood clotting
tinctura, ae, f.	alcoholic solution made from plants

ultimus, a, um	last
undosus, a, um	wavy, uncertain
undulans, ntis	wave-like, oscillating
unguentum, i, n.	ointment
vaselinum, i, n.	vaseline
venter, tris, n.	belly, abdomen
versicolor, oris	multicoloured
vivus, a, um	alive, living