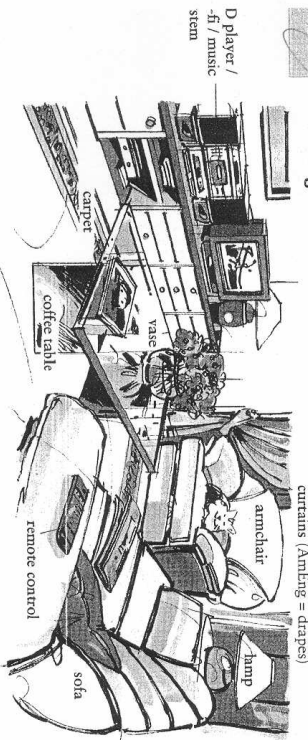


# 50 Around the home I

## A Rooms

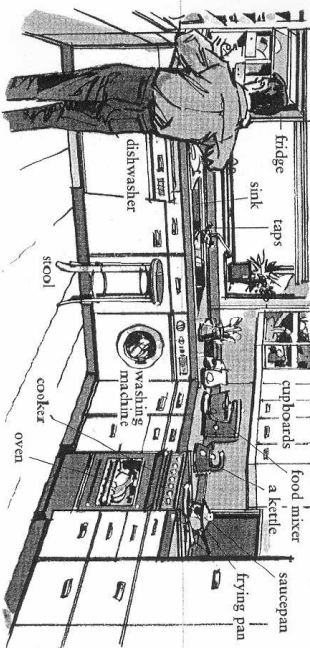
The living room or lounge (= where you sit, relax, talk and watch TV); the dining room; the kitchen; the bedroom(s); and the bathroom(s).  
Some people also have a study (= room with a desk where you work), a utility room (= a room usually next to the kitchen, where you have a washing machine), a spare room (= a room you don't use every day. Often this is a room that guests can use), and possibly a playroom for small children.

## B The lounge



While the cat was asleep in the armchair, I sat on the sofa and had a look at the paper. Then I turned on the TV and went to make a cup of tea.

## C The kitchen



I put the meat in the oven, put my dirty clothes in the washing machine, made the coffee and put the milk back in the fridge.

## Exercises

### 50.1

Complete the descriptions. (There may be more than one possible answer.)

- The bedroom, that's where you *sleep*.
- The kitchen, that's where you do the .....
- The bathroom, that's where you have a .....
- The lounge, that's where you .....
- The dining room, that's where you .....
- A spare room, that's often where .....
- A study, that's usually where you .....
- A utility room, that's often where .....

### 50.2

You are in the kitchen. Where would you put these things?

- milk
- meat that you are going to cook
- dirty clothes
- dirty cups and saucers
- clean cups and saucers
- biscuits and a packet of spaghetti

### 50.3

Here are some things you find in the lounge or kitchen but the letters are jumbled. What are they, and where do they belong?

- skin naciust rapcet shadisiwhe teklet  
laos veon digret hiamcrat pobcadrn acapsanu

### 50.4

Complete these sentences with the correct adverb or preposition.

- I put the plates ..... the cupboard.
- I took the ham ..... of the fridge, made myself a couple of sandwiches, and then I put the rest of the ham ..... in the fridge.
- I usually sit ..... the sofa and my husband sits ..... an armchair.
- I was bored, so I turned ..... the television.
- You normally cook it ..... the oven for about forty minutes.
- I took the butter ..... of the fridge and put it ..... the table.

### 50.5

Imagine you have just moved into a new flat, and for the first six months you can only have six of the following. Which would you choose?

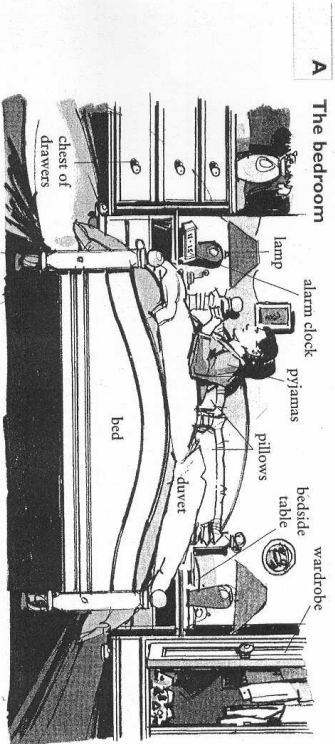
- sofa    carpets    dishwasher    TV    cooker    curtains    fridge  
h-hi    bed    dining table    washing machine    kettle    saucers  
food mixer    armchair

### 50.6

Write down:

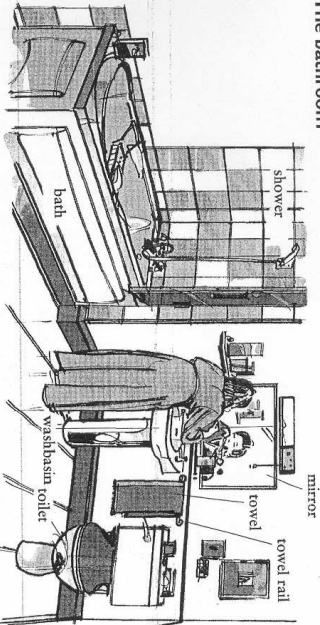
- three things in the lounge and kitchen you can turn on/off.
- three things in the kitchen you can wash.
- three things in the lounge and kitchen you can sit on.
- two things you can use to boil water.

## 5 Around the home 2



I put on my pyjamas, got into bed, set the alarm clock, switched off the light, and went to sleep.

### B The bathroom



I didn't have time for a bath, but I had a wash, cleaned my teeth, and then I went to school.

### C Housework (U)

My room is very clean and tidy (= everything in order), but my brother is very untidy; he leaves his clothes all over the floor and never makes his bed. What's worse, he doesn't clean his room very often, so most of the time it is quite dirty. I do the washing-up every evening after dinner, and I normally do the washing and ironing at the weekend when I have a bit more free time. I also Hoover the carpets and polish the dining room table once a week.

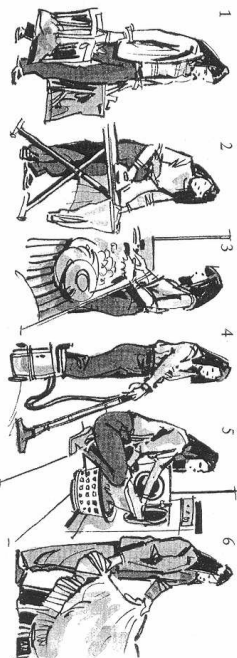
## Exercises

51.1 Find the correct ending on the right for each of these sentence beginnings on the left, then put the sentences in the most logical order.

- 1 I cleaned
- 2 I went
- 3 I set
- 4 I switched off
- 5 I had
- 6 I put on
- 7 I got

- the light
- into bed
- a wash
- my teeth
- to sleep
- the alarm clock
- my pyjamas

51.2 The pictures show six things the woman did this morning. Complete the sentences below.



- 1 She .....
- 2 She .....
- 3 She .....
- 4 She .....
- 5 She .....
- 6 She .....

How often do you do these things? Complete these sentences about yourself.

- 1 I often .....
- 2 I sometimes .....
- 3 I occasionally .....
- 4 I never .....
- 5 I .....
- 6 I .....

51.3 Test your memory. Cover the opposite page and answer these questions about the pictures.

- 1 Does the alarm clock show 11.30?
- 2 Does he have one pillow or two?
- 3 Is the wardrobe open?
- 4 How many drawers does the chest of drawers have?
- 5 Is the girl in the bathroom holding a towel?
- 6 Is she looking in the mirror?
- 7 Is the shower above the bath?
- 8 Can you see any soap on the washbasin?

How well do you know your own home? Answer these questions as quickly as possible.

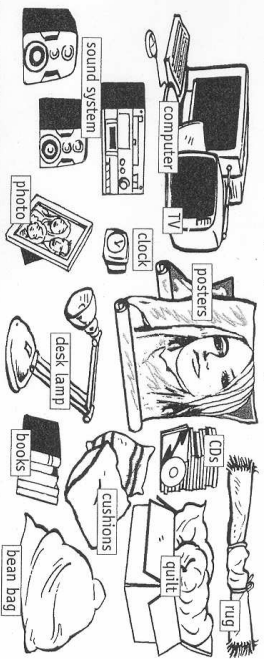
- 1 Have you got a mirror above the washbasin in the bathroom?
- 2 Have you got a towel rail on the same wall as the washbasin?
- 3 Is the toilet next to the bath/shower?
- 4 Have you got a wardrobe and chest of drawers in your bedroom?
- 5 Have you got a lamp on your bedside table?
- 6 Have you got an alarm clock?

## 18 Richard's student room

Student A

Below is a drawing of Richard's student room at university. As he has just arrived, he hasn't had time to put all his things where he wants them. Your partner has a drawing of Richard's room three hours later. Ask him/her questions to find out where to put all the things. You can ask questions like these: **Where's the TV set?** **Where exactly do you mean?** **Where are the CDs?** **On which shelf?**

If you don't understand, you can say:  
**I don't understand what you mean—could you say it again, please?**  
 When you have finished, compare your drawings



From *Pair Work Book 1* © Penguin Books 2002

Photocopiable

65

## 18 Richard's student room

Student B

Below is a drawing of Richard's student room at university. Your partner also has a drawing of the same student room but his/her drawing is not complete. Help him/her to complete the drawing by saying where the things go. Your partner can ask you questions but must not see your drawing.



You can say things like these:

**There's a small portable TV on...**

**The clock is...**

**It's on the right/left.**

**It's in the middle.**

When you have finished, compare your drawings.



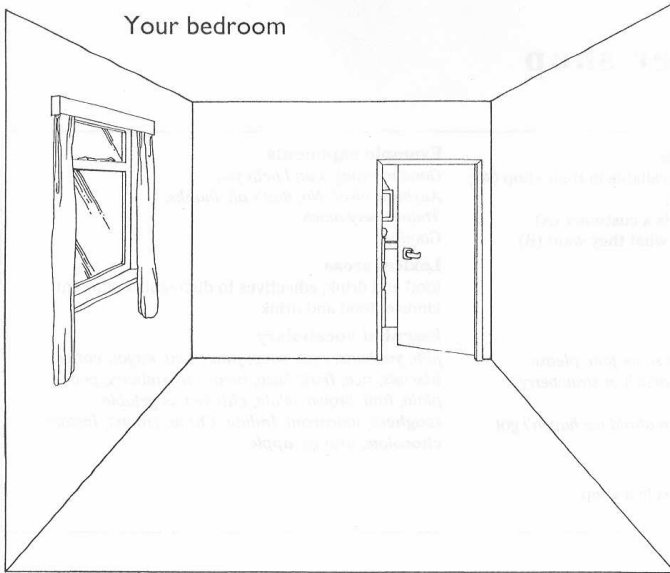
66

Photocopiable

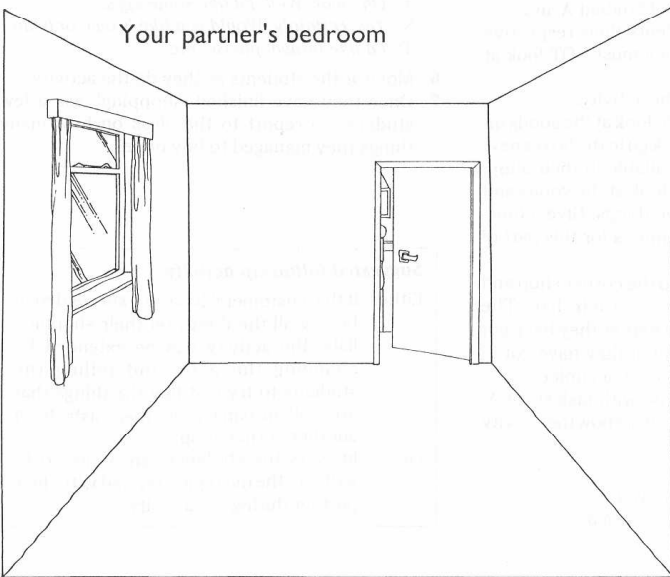
From *Pair Work Book 1* © Penguin Books 2002

# 10 ARRANGING A STUDY BEDROOM

















Choose ten items from the list and make a plan of your study bedroom. Describe your plan to your partner and then draw your partner's plan.



Your bedroom



Your partner's bedroom

-  bed
-  desk
-  chair
-  chest of drawers
-  bedside table
-  two bookcases \*
-  shelf
-  armchair
-  three posters\*
-  two pot plants\*
-  lamp
-  two rugs\*
-  radio
-  stereo
-  small table
-  three cushions\*

Look at the plans with your partner.  
Which arrangement is better? Why?

Note: \* These count as one item.