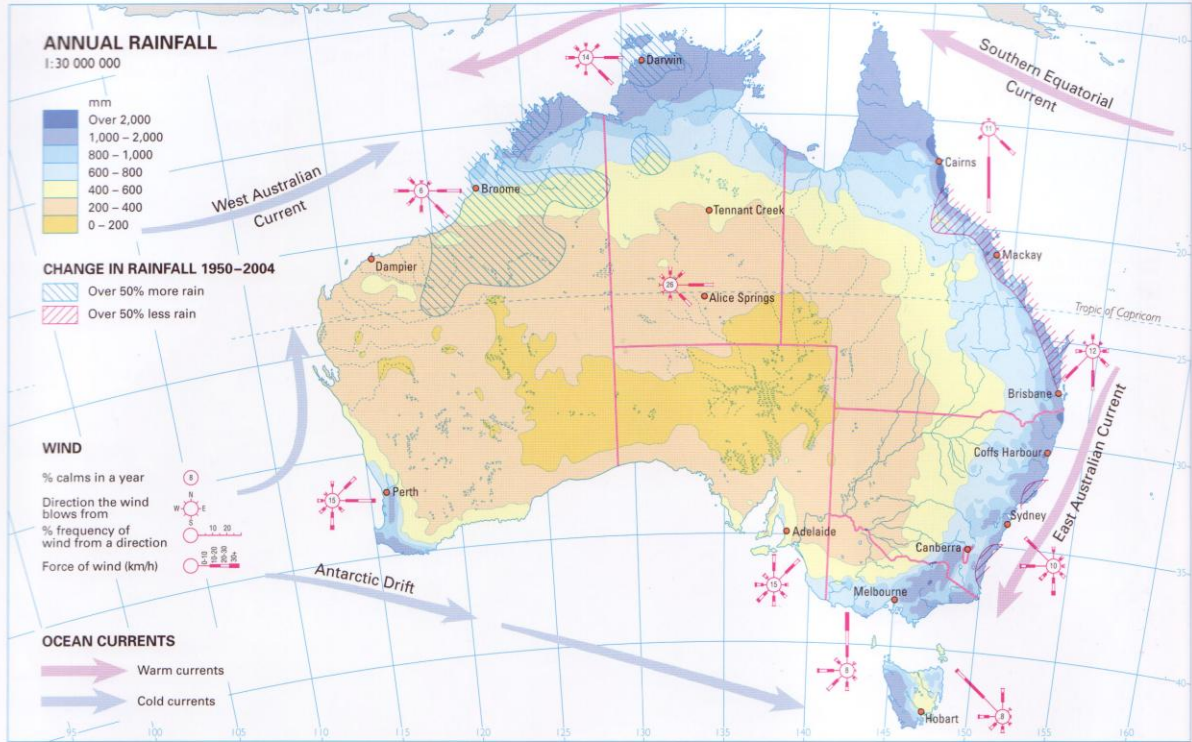


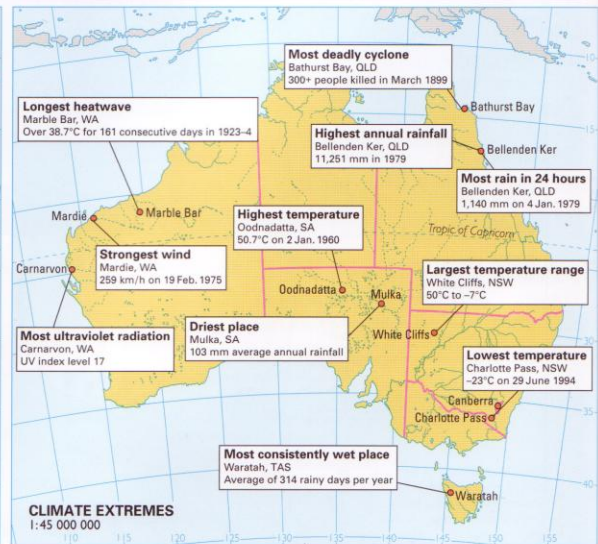
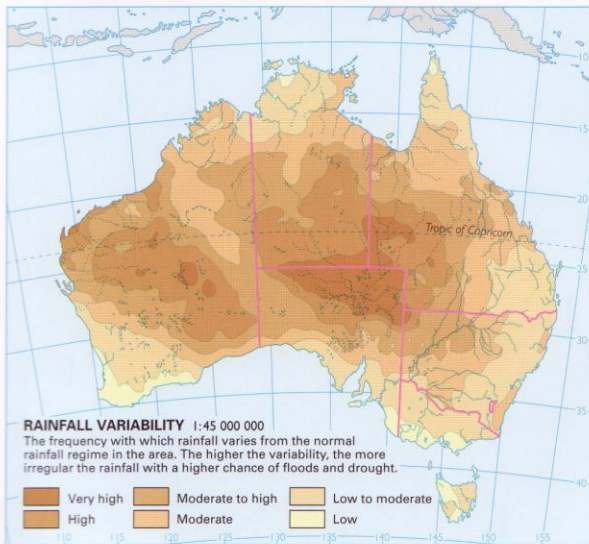
AUSTRALIA CLIMATE

AUSTRALIA • AUSTRALIA • AUSTRALIA • AUSTRALIA • AUSTRALIA • AUSTRALIA • AUSTRALIA



| | Jan | Feb | Mar | Apr | May | June | July | Aug | Sept | Oct | Nov | Dec | Year |
|------------------------------|------|------|-----|-----|-----|------|------|------|------|------|------|------|------|
| Dampier, WA elev. 6 m | | | | | | | | | | | | | |
| Temperature Daily max. °C | 36 | 36 | 36 | 34 | 30 | 27 | 26 | 28 | 31 | 33 | 34 | 36 | 32 |
| Daily min. °C | 26 | 27 | 26 | 23 | 18 | 15 | 13 | 15 | 17 | 20 | 22 | 25 | 21 |
| Average monthly °C | 31 | 31 | 31 | 29 | 24 | 21 | 20 | 21 | 24 | 26 | 28 | 30 | 26 |
| Rainfall Monthly total mm | 27 | 64 | 46 | 20 | 27 | 35 | 13 | 6 | 1 | 0 | 0 | 13 | 253 |
| No. of rain days | 4 | 6 | 4 | 2 | 4 | 4 | 2 | 1 | 1 | 0 | 0 | 2 | 29 |
| Sunshine Hours per day | 10.5 | 10.3 | 9.7 | 9.9 | 9 | 8.8 | 9 | 10.2 | 10.8 | 11.4 | 11.7 | 11.4 | 10.2 |

| | Jan | Feb | Mar | Apr | May | June | July | Aug | Sept | Oct | Nov | Dec | Year |
|--------------------------------|-----|-----|-----|-----|-----|------|------|-----|------|-----|-----|-----|------|
| Tennant Creek, NT 376 m | | | | | | | | | | | | | |
| Temperature Daily max. °C | 37 | 36 | 35 | 32 | 28 | 25 | 24 | 27 | 31 | 35 | 37 | 38 | 32 |
| Daily min. °C | 25 | 24 | 23 | 19 | 15 | 12 | 11 | 13 | 16 | 21 | 23 | 24 | 19 |
| Average monthly °C | 31 | 30 | 29 | 26 | 21 | 18 | 18 | 20 | 24 | 28 | 30 | 31 | 25 |
| Rainfall Monthly total mm | 88 | 90 | 51 | 15 | 12 | 7 | 6 | 3 | 7 | 15 | 28 | 51 | 371 |
| No. of rain days | 6 | 6 | 4 | 1 | 1 | 1 | 1 | 0 | 1 | 2 | 4 | 6 | 33 |
| Sunshine Hours per day | 9.4 | 9 | 9.2 | 9.7 | 9.7 | 9.9 | 10.2 | 11 | 10.2 | 10 | 9.7 | 9.8 | 9.8 |



For more information on the climate of Oceania see page 70.