

Oncological disease of the cervix

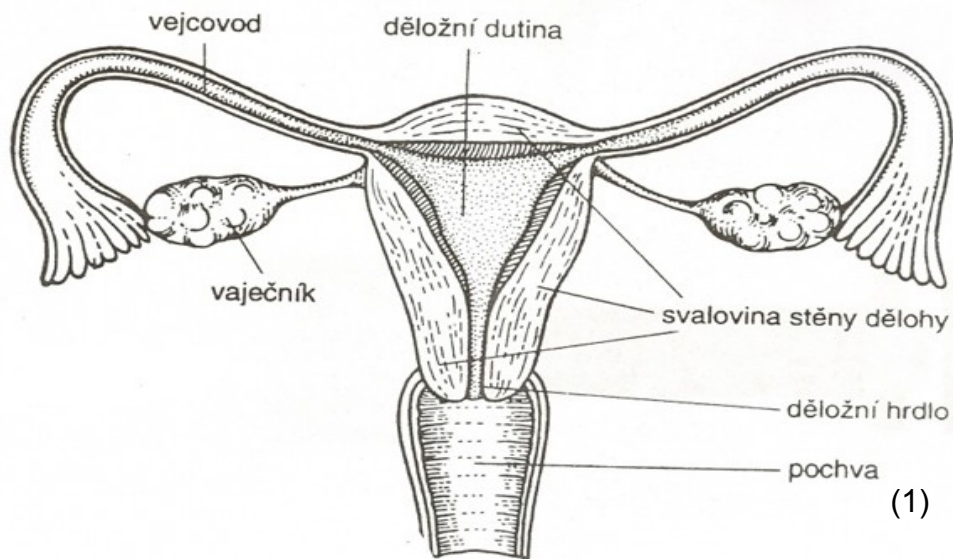
Teaching lesson 5

Written by: Zdeňka Smejkalová. Jitka Slaná Reissmannová

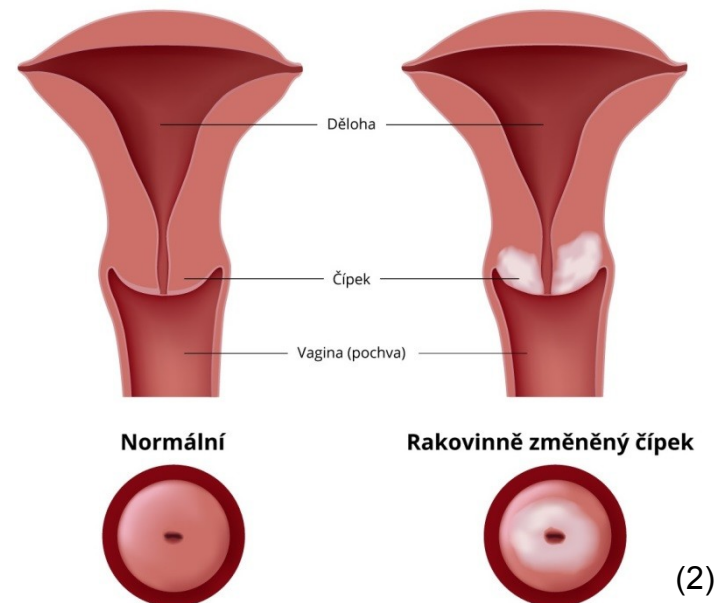
Oncological disease of the cervix

- Cervix (cervix uteri in Latin)

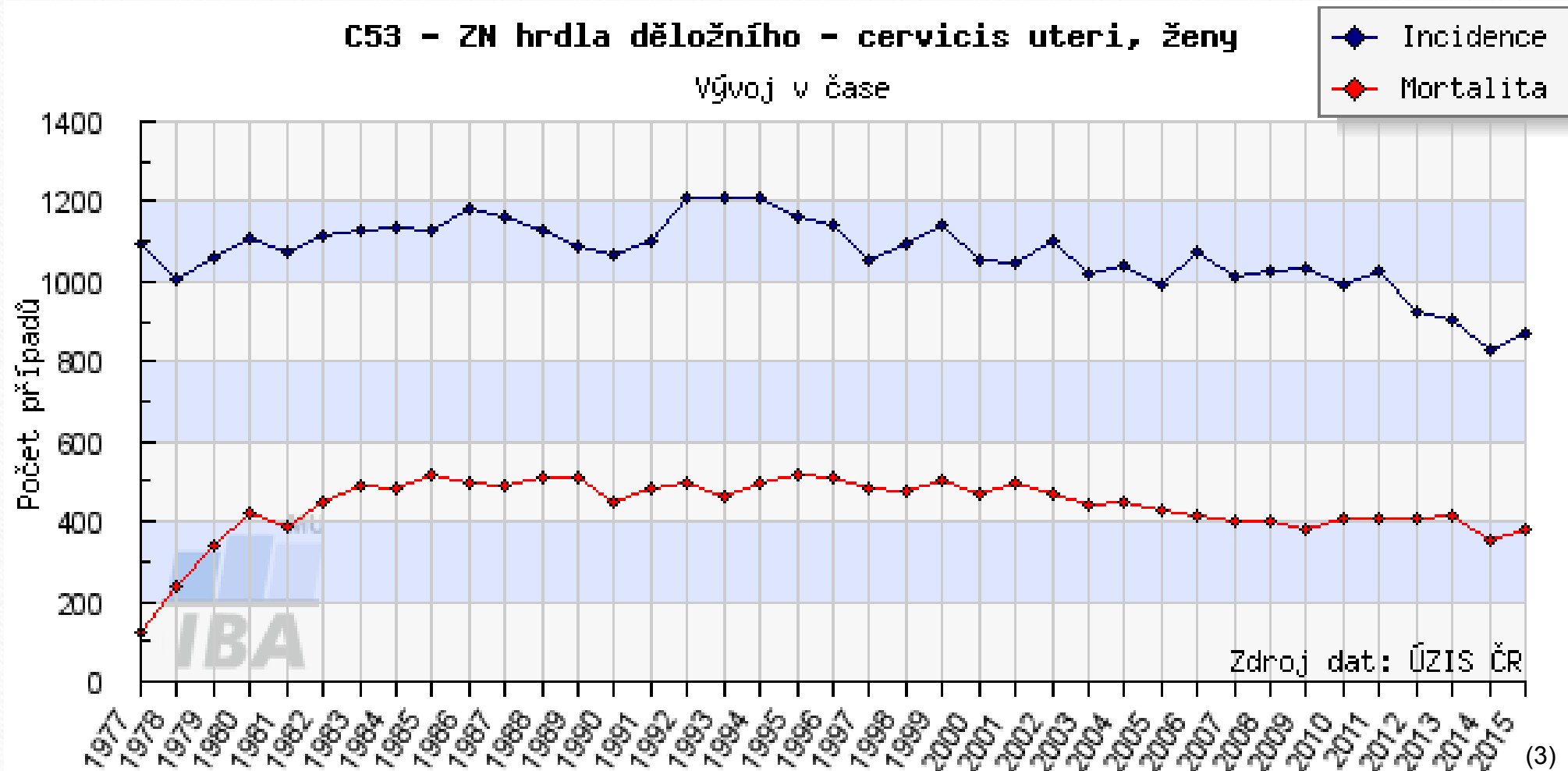
Structure of female reproductive system



Rakovina hrdla děložního - cervixu, čípku

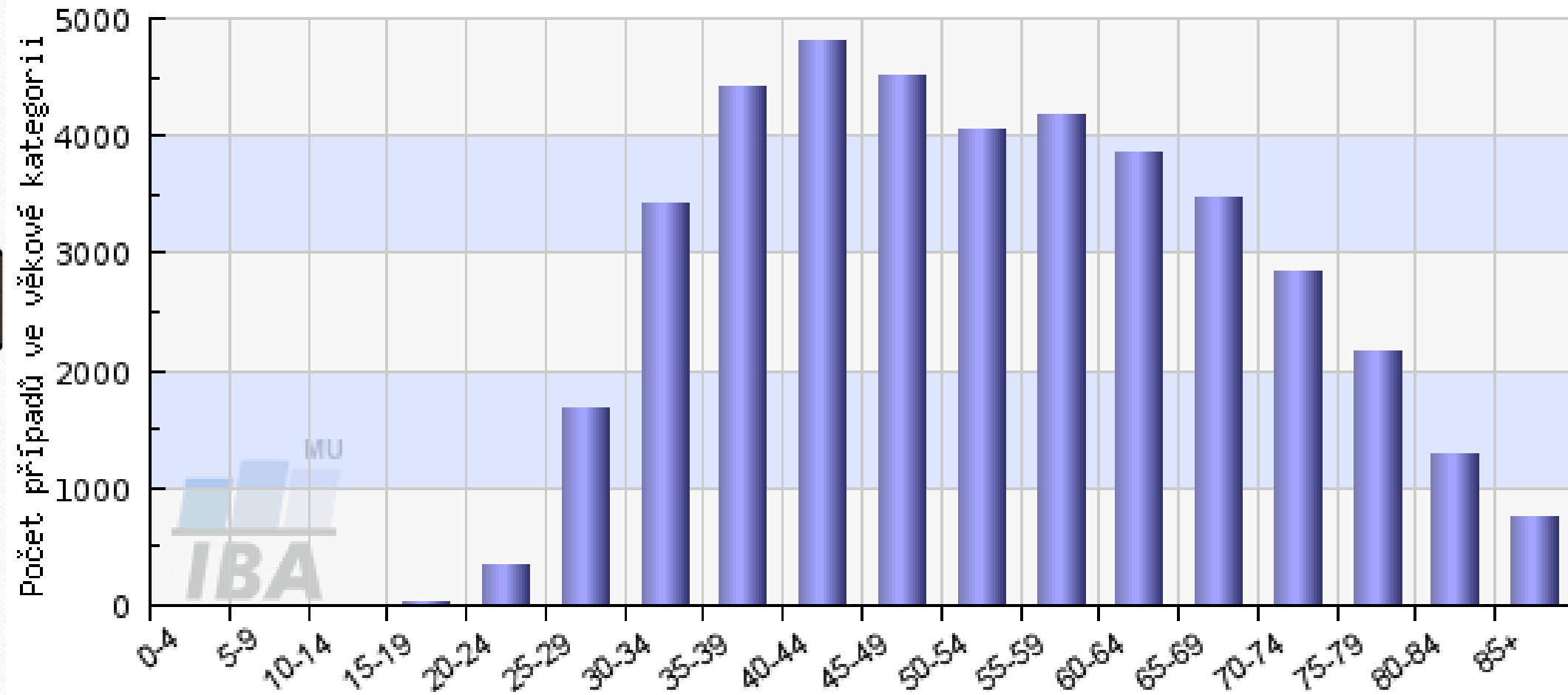


Occurrence of cervical cancer



C53 - ZN hrdla děložního - cervicis uteri - Incidence, ženy

věková struktura populace pacientů



Risk factors and symptoms

These signs need not necessarily mean a neoplastic disease, but certainly should be given attention!

Risk factors

- HPV infection
- Promiscuity
- Selection of a partner with risky sexual behaviour
- Sexual intercourse at a young age
- Unprotected sexual intercourse
- Smoking
- Immunity disorders

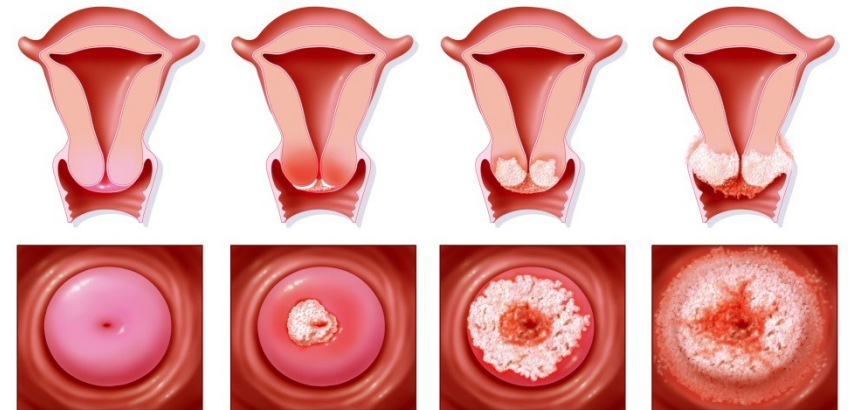
Symptoms

- There are usually no symptoms in the pre-cancer stage and initial stage.
- Symptoms of late cancer stage
 - Pain in the lower abdomen
 - Bleeding other than menstruation
 - Pain during sexual intercourse
 - Discharge from the vagina
 - Pain during urination

HPV

- Human papillomavirus
- The main factor of the onset of cervical cancer
- Transmitted by sexual intercourse
- Can also be transmitted by touching (hand – genital, genital – genital)
- Men can also be infected by the virus
- Men are mostly carriers

Development of cervical cancer



(5)
healthy uterus – 1st neoplastic stage causing an inflammatory response – 2nd neoplastic stage covering the whole cervix – 3rd neoplastic stage reaching the vagina and surrounding parts

Prevention of cervical cancer

- General primary prevention rules
- Preventive gynaecological examination once a year
- Delaying the first sexual intercourse (preferably until 18 years of age)
- Partner stability
- Protected sexual intercourse using a condom
- HPV vaccination

Screening of cervical cancer HPV vaccination

Screening

- Detection of pre-cancer stage or initial cancer stage.
- Cervical smear is taken during regular gynaecological examination.
- For the purposes of cancer prevention, girls should be first examined after the beginning of sexual life, but for the first time should see the gynaecologist at the age of 15.

HPV vaccination

- Vaccination is not the only protection against HPV!
- Girls between 13 and 14 year and boys at the age of 13 years have this vaccination paid by the health insurance company.

[Vaccination and screening – video](#)

References

- Lidský papilomavirus. *Cervix* [online]. 2018, 6. 3. 2014 [cit. 2018-05-05]. Retrieved from: <https://www.cervix.cz/index.php?pg=pro-verejnost--lidsky-papilomavirus-hpv>
- Rakovina děložního čípku. *Cervix* [online]. 2018, 18. 12. 2017 [cit. 2018-05-05]. Retrieved from: <https://www.cervix.cz/index.php?pg=pro-verejnost--rakovina-delozniho-cipku--prevence>
- Rakovina děložního čípku. *Vitalion* [online]. c2018 [cit. 2018-05-05]. Retrieved from: <https://nemoci.vitalion.cz/rakovina-delozniho-cipku/>

Figures:

- (1): Ženské pohlaví "pod lupou". *Kalíšek.cz* [online]. 2017 [cit. 2018-05-05]. Retrieved from: <http://kalisek.cz/zenske-pohlavi-pod-lupou>
- (2): Rakovina děložního čípku. *Symptomy* [online]. 2017 [cit. 2019-03-20]. Retrieved from: <https://www.symptomy.cz/nemoc/rakovina-delozniho-cipku>
- (3), (4): *Novotvary 2015 ČR* [online]. Praha: Ústav zdravotnických informací a statistik ČR, 2015. [cit. 30/04/2018]. Retrieved from: <http://www.uzis.cz/publikace/novotvary-2015>
- (5): Nenech to náhodě! Rakovina děložního čípku už si nemusí vyžádat život žádné ženy. *Marianne* [online]. 2019 [cit. 2019-03-20]. Retrieved from: <https://www.marianne.cz/clanek/nenech-nahode-rakovina-delozniho-cipku-uz-si-nemusi-vyzadat-zivot-zadne-zeny>