

21

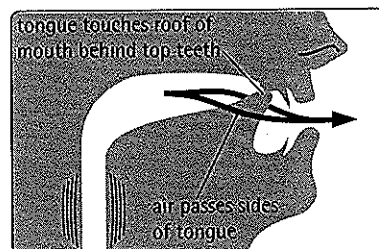
That's life!

/l/

A

How to make the sound /l/

- Look at the diagram. Listen and say the sound. The tip of your tongue touches the roof of your mouth just behind the top teeth, the air passes the sides of the tongue, and there is voicing. (If you prepare to say /l/ but breathe in instead of out, you feel cold air on the sides of your tongue.) Target sound: /lllll/



B

Sound and spelling

- /l/ is spelled l or ll. Listen and say these words.
- l learn leave language lovely alone feel help English
ll tall well yellow
- /l/ is long at the end of some words. Listen and say these words.
- people simple uncle little
- In some words, the letter l is silent. Listen and say these words.
- half talk could
- Listen and say these sentences.
- 1 When shall we leave?
 - 2 Are you alone?
 - 3 How do you feel?
 - 4 Can I help you?
 - 5 Look at those lovely little yellow flowers.
 - 6 Learning a language can be difficult for some people.

Exercises

21.1 Write these words.

EXAMPLE


- /fi:l/ *feel*
- 1 /leɪt/
 - 2 /laɪt/
 - 3 /laɪdʒ/
 - 4 /kəʊld/
 - 5 /'teɪbl/
 - 6 /'æpl/
 - 7 /'lɜ:nɪŋ/
 - 8 /br'leʊ/

B56

Listen to check your answers. Check with the Key. Then listen and repeat.

21.2 Look at the pictures and complete the sentences using these words.

hello double middle bottle letter litter table alphabet single letter
little apple



- 1 Did you say the *letter* box or the bin?
- 2 My name's L. I'm the twelfth of the
- 3 There's an in the of the
- 4 Would you like a room or a ?
- 5 What's in that ?


B57

Listen to check your answers. Check with the Key. Then listen and repeat.

21.3 Listen and complete the story.

B58

Monday My bus was *late* .
Tuesday I my wallet.
Wednesday I off a ladder.
Thursday I caught a
Friday I at work.
That's !



Check with the Key. Then listen and repeat.

21.4 Listen and circle the word you hear. Check with the Key. If you find any of these difficult, go to Section E3 *Sound pairs* for further practice.

B59

- 1 *light* / *right* (⇒ sound pair 36)
- 2 *collect* / *correct* (⇒ sound pair 36)

22

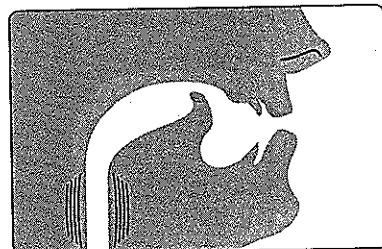
What terrible weather!

/r/

A

How to make the sound /r/

- Look at the diagram. Listen and say the sound. The tip of your tongue points backwards towards the roof of the mouth, there is some contact between the tongue and the teeth at the sides of the mouth, and there is voicing. Target sound: /rrrrr/



B

Sound and spelling

- /r/ is usually spelled r or rr, and sometimes wr. Listen and say these words.

r red ready really right road room
 rr ferry sorry
 wr wrap wrist write written wrote

- Listen and say these phrases and sentences.

- 1 What are you reading?
- 2 I'm really sorry – your room isn't ready.
- 3 I don't know if I'm right or wrong.
- 4 Too much writing makes my wrist ache.
- 5 travelling by ferry
- 6 wrapping presents for Christmas

Important for listening

- Some English speakers use different /r/ sounds. Listen to some other speakers saying the same examples, and notice the different /r/ sounds they use.
- Where there's a letter r in a word, most people in England, Wales and Australia only pronounce it if there's a vowel sound after it, in the same word or the next word. Listen.

four no /r/
 forty no /r/
 four days no /r/
 four eggs /r/ is pronounced
 four hours /r/ is pronounced

- But most people in America, Scotland, Ireland and the south-west of England always pronounce /r/ where there's a letter r in the spelling. Listen.



four /r/ is pronounced
 forty /r/ is pronounced
 four days /r/ is pronounced
 four eggs /r/ is pronounced
 four hours /r/ is pronounced

⚠ Note: The name of the letter R in the alphabet is /ɑ:/ – or /ɑ:r/ for those speakers who always pronounce the letter r. Listen.

Exercises

- 22.1 Put these words in the correct places, in their normal spelling.

/ru:m/ /'rɒm/ /ɔ:l'redi/ /'rekɔ:dz/ /rem/ /ə'raiv/ /raund/ /'bɒrəʊd/ /ə'dres/
 /'tʌnɪŋ/ /'rʌbɪʃ/ /'həri/ /rɜ:k/ /'terɪbl/ /'ri:li/ /reɪs/ /raɪt/ /'wəri/ /'redi/ /ə'freɪd/



- 1 Hey, look! I found these old rock in a bin!
- 2 again – what weather!
- 3 Are you sure this is the ?
- 4 Stop the ! We've got to get to go out.
- 5 A: Oh, no, I've lost an
 B: I'm Anna it!
- 6 A: up!
 B: Why? It isn't a
 A: We're late!
 B: Don't , they'll wait till we

- Listen to check your answers. Check with the Key. Then listen and repeat.

- 22.2 Look at the words with r in the spelling. Listen and put a tick (✓) by them if the r is pronounced, and a cross (X) if the r is not pronounced.

- 1 A: Where ✓ did you park the car?
 B: I'm not sure. I think it was just around the corner.
- 2 A: Have you ever heard of square oranges?
 B: No, never!
- 3 A: Can you play the guitar?
 B: I can play the guitar and sing.
- 4 A: Are we far away from the road?
 B: Well, it's rather hard to say ...



Check with the Key. Then listen and repeat.

- 22.3 Listen and circle the word you hear. Check with the Key. If you find any of these difficult, go to Section E3 Sound pairs for further practice.

- 1 light / right (⇒ sound pair 36)
- 2 long / wrong (⇒ sound pair 36)
- 3 collect / correct (⇒ sound pair 36)