

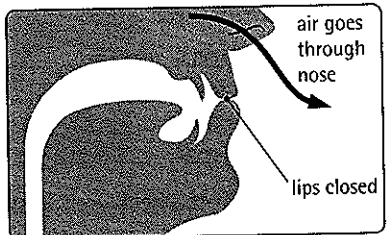
19

My hungry uncle /m/, /n/ and /ŋ/

A

How to make the sound /m/

- When you say /m/, the air comes through your nose, not your mouth. Look at the diagram. Listen and say the sound. Your lips are together, and there is voicing. Target sound: /mmmmm/



B

Sound and spelling

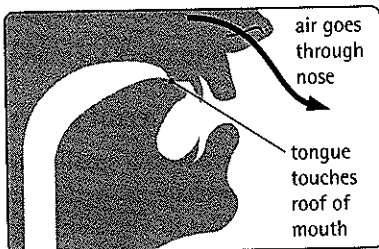
- /m/ is usually spelled m or mm, but sometimes mb or mn. Listen and say these words.
m me more lemon swim film some sometimes
mm summer mb comb mn autumn

- Listen and say these phrases.
1 sometimes in summer 2 more for you, most for me 3 in the middle of the film

C

How to make the sound /n/

- When you say /n/, the air comes through your nose, not your mouth. Look at the diagram. Listen and say the sound. Your tongue is pressed against the roof of your mouth behind the teeth, and there is voicing. Target sound: /nnnnn/



D

Sound and spelling

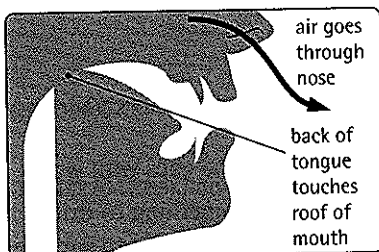
- /n/ is usually spelled n, but sometimes nn or kn. Listen and say these words.
n new now sun one gone
nn dinner sunny
kn knew know knife

- Listen and say these phrases.
1 a sunny afternoon 2 sun and moon 3 nine months

E

How to make the sound /ŋ/

- When you say /ŋ/, the air comes through your nose, not your mouth. Look at the diagram. Listen and say the sound. The back of your tongue is pressed against the roof of your mouth, and there is voicing. Target sound: /ŋŋŋŋŋ/



- Listen and say the three sounds. /mmmm/ /nnnnn/ /ŋŋŋŋŋ/

F

Sound and spelling

- /ŋ/ is usually spelled ng.
The letter n is pronounced /ŋ/ if there is a /k/ or /g/ after it.
ng is sometimes /ŋ/ (e.g. singer) and sometimes /ŋg/ (e.g. finger).
nk is always pronounced /ŋk/.

- Listen and say these words.
/ŋ/ evening long sing singer thing
/ŋk/ bank thanks think uncle
/ŋg/ angry finger hungry longer single

- Listen and say these phrases.
1 thinking about things 2 a long evening singing songs 3 a hungry man is an angry man

Exercises

19.1 Write these words.

EXAMPLE

- /mo:/ more
- 1 /mu:n/
- 2 /rɒŋ/
- 3 /drɪŋk/
- 4 /'ʌŋkl/

- 5 /naɪvz/
- 6 /kəʊm/
- 7 /θɪŋ/
- 8 /'strɒŋgə/

- Listen to check your answers. Check with the Key. Then listen and repeat.


19.2 Write the words. Two are with /n/ and three with /ŋ/.

- words with /n/ words with /ŋ/
- knee

- Listen to check your answers. Check with the Key. Then listen and repeat.

19.3 Complete the titles of the pictures using these words.

room nine wrong single warm uncle languages evening hungry answer



- 1 A warm 2 A 3 My 4 A 5

- Listen to check your answers. Check with the Key. Then listen and repeat.

19.4 Look at the picture and complete the sentences.

- 1 The woman's listening to the radio and
- 2 The phone's
- 3 The cat's
- 4 It's



- Listen to check your answers. Check with the Key. Then listen and repeat.

19.5

Listen and circle the word you hear. Check with the Key. If you find any of these difficult, go to Section E3 Sound pairs for further practice.

- 1 ran / rang (⇒ sound pair 34)
- 2 thing / think (⇒ sound pair 34)
- 3 might / night (⇒ sound pair 35)
- 4 some / sung (⇒ sound pair 35)
- 5 some / sun (⇒ sound pair 35)