

2

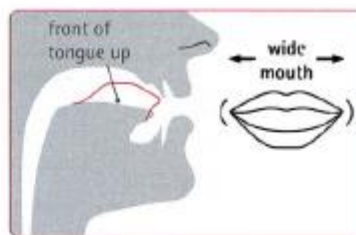
Pizza for dinner

/i:/ and /ɪ/

A

How to make the sound /i:/

- A9a • /i:/ is a long sound. Look at the diagram. Listen and then say the sound. Make your mouth wide, like a smile. Your tongue touches the sides of your teeth. Target sound: /i:/



B

Sound and spelling

- A9b • /i:/ is usually spelled **ee** or **ea**. Listen and say these words.
see agree cat seat team
- A9c • Listen and say these other words with /i:/.
ie field piece
e these metre secret evening equal Peter museum European Chinese
Japanese complete
ey key
i ski kilo litre pizza police machine magazine
eo people

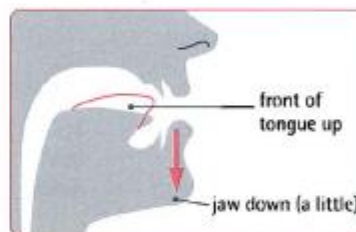
- A9d • Now listen and say these sentences. You will need to pause the recording to give yourself enough time to repeat.
- 1 Can you see the sea?
 - 2 A piece of pizza, please.
 - 3 Peter's in the team.
 - 4 A kilo of peaches and a litre of cream.
 - 5 Please can you teach me to speak Portuguese?



C

How to make the sound /ɪ/

- A10a • /ɪ/ is a short sound. Look at the diagram. Listen and then say the sound. Make your mouth a bit less wide than for /i:/. Your tongue is a bit further back in your mouth than for /i:/. Target sound: /ɪ/



D

Sound and spelling

- A10b • /ɪ/ is usually spelled **i**. Listen and say these words.
if listen miss dinner swim
- A10c • Listen and say these other words with /ɪ/.
busy business building system
- A10d • Now listen and say these phrases.
- 1 fifty-six
 - 2 dinner in the kitchen
 - 3 a cinema ticket
 - 4 a picture of a building
 - 5 big business



- A10e Note: Eight letters of the alphabet have the sound /ɪ/. Listen and repeat.
B C D E G P T V

- A10f Note: Units 2 to 10 focus on vowel sounds in stressed syllables (see Section B *Syllables and words*). Vowel sounds in unstressed syllables often have the weak vowel /ə/. Listen and repeat.
- ⚠ agree equal kitchen museum Peter picture pizza

- A10g Note: There is sometimes an /ɪ/ sound at the end of a word in an unstressed syllable (see Section B *Syllables and words*), e.g. happy, coffee, busy. This sound is like /ɪ/ but shorter. Listen and repeat.
happy coffee busy sixty

3

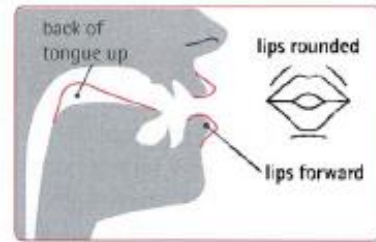
A spoonful of sugar

/u:/ and /ʊ/

A

How to make the sound /u:/

- A16a** • /u:/ is a long sound. Look at the diagram. Listen and then say the sound. Make your lips into a tunnel shape. Your tongue is a long way back in your mouth. Target sound: /u:/



B

Sound and spelling

- A16b** • /u:/ is often spelled **oo**, **ou**, **oe**, **u**, **ue** or **ew**. Listen and say these words.
too group shoe blue
- A16c** • When the spelling is **u** or **ew**, there is often a /j/ sound before the /u:/. Listen and say these words.
music new
- A16d** • There are also other spellings of /u:/. Listen and say these other words with /u:/.
two fruit juice
- A16e** • Now listen and say these phrases.
- 1 **me too**
 - 2 **work in groups**
 - 3 **new shoes**
 - 4 **red and blue**
 - 5 **listen to the music**
 - 6 **forty-two**
 - 7 **fruit juice**

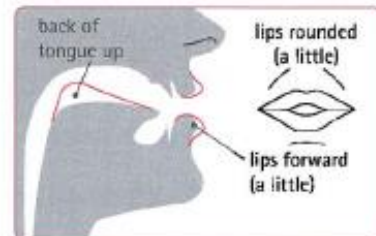


Note: /ju:/ is the name of the letter U in the alphabet.

C

How to make the sound /ʊ/

- A17a** • /ʊ/ is a short sound. Look at the diagram. Listen and then say the sound. Your tongue is not so far back as for /u:/. Target sound: /ʊ/



D

Sound and spelling

- A17b** • /ʊ/ is often spelled **u**, **oo** or **ou**. Listen and say these words.
full sugar book foot would
- A17c** • Listen and say this other word with /ʊ/.
woman
- A17d** • Now listen and say these phrases.
- 1 **My bag's full.**
 - 2 **Where's my book?**
 - 3 **my left foot**
 - 4 **a kilo of sugar**
 - 5 **Who's that woman?**

4

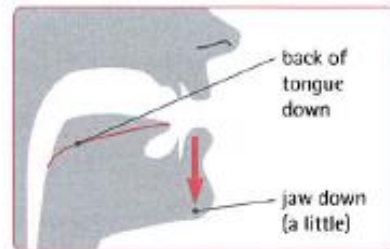
Father and mother

/ɑ:/ and /ʌ/

A

How to make the sound /ɑ:/

- A24a • /ɑ:/ is a long sound. Look at the diagram. Listen and then say the sound. Open your mouth wide. Target sound: /ɑ:/



B

Sound and spelling

- A24b • /ɑ:/ is usually spelled a or ar. Listen and say these words.
after **a**fternoon **a**sk **a**nswer **a**bath **a**bathroom **a**n't **a**ss **a**nce **a**nt **a**rt
father **g**lass **t**omato **b**ar **c**ar **c**ard **f**ar **p**ark **s**tart

- A24c • Listen and say these other words with /ɑ:/.
aunt **l**augh **h**eart **h**alf (The letter l in half is silent.)

- A24d • Listen and say these sentences.
 1 **H**ow far's the car park?
 2 **W**e went to a large bar full of film stars.
 3 **W**e're starting in half an hour.

- A24e • In words with a letter r after the /ɑ:/ sound, most Americans and some British people pronounce the r. Listen to the same sentences, this time with the letter rs pronounced.

- A24f • Some people, especially in the north of England, pronounce the letters a or au as /æ/ in some of these words. Listen.

after afternoon ask answer aunt bath bathroom class dance fast glass laugh

Important
for listening

- A24g Listen to these sentences, first with /ɑ:/, then with /æ/.
 1 See you tomorrow **a**fternoon. 3 **W**e were laughing and dancing in the classroom.
 2 I'll ask my **a**unt. 4 I left my glasses in the bathroom.



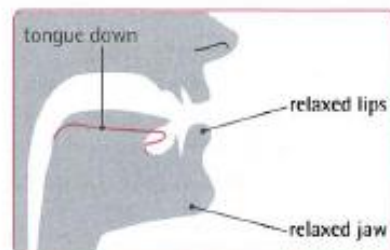
Note: The name of the letter R is pronounced /ɑ:/ or /ɑ:ɹ/.

Note: The word are is often pronounced /ɑ:/ or /ɑ:ɹ/. (See Unit 40.)

C

How to make the sound /ʌ/

- A25a • /ʌ/ is a short sound. Look at the diagram. Listen and then say the sound. Open your mouth wide. Target sound: /ʌ/



D

Sound and spelling

- A25b • /ʌ/ is usually spelled u, but sometimes ou or o. Listen and say these words.
us **u**lter **u**nder **u**ncle **u**nder **u**ncle **u**ncle **u**ncle **u**ncle
one **o**ne **o**ne **o**ne **o**ne **o**ne **o**ne **o**ne **o**ne **o**ne
uncle **u**ncle **u**ncle **u**ncle **u**ncle **u**ncle **u**ncle **u**ncle **u**ncle **u**ncle



Note: The words son and sun have the same pronunciation.

Note: The number one is pronounced /wʌn/.

- A25c • Listen and say these sentences.
 1 **G**ood luck with your exam next month!
 2 **T**ake the number one bus.
 3 I said 'Come on Monday', not 'Come on Sunday'.
 4 **M**y brother's studying in London.

- A25d • Some people, especially in the north of England, say /ʊ/ instead of /ʌ/. Listen to the same sentences, this time with /ʊ/.

Important
for listening

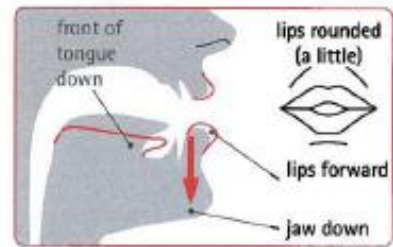
5

A dog in the corner /ɒ/ and /ɔː/

A

How to make the sound /ɒ/

- A30a** • /ɒ/ is a short sound. Look at the diagram. Listen and say the sound. Round your lips a little. The front of your tongue is low and towards the back of your mouth. Target sound: /ɒ/



B

Sound and spelling

- A30b** • /ɒ/ is usually spelled o, and sometimes a. Listen and repeat.
bottle box chocolate clock coffee copy cost cross doctor dog gone
got holiday hospital hot job lock long lost lot not off often
possible shop song sorry stop top wrong
quality want wash wasn't watch what



Note: The word *cough* is pronounced /kɒf/.

Note: The word *was* is sometimes pronounced with /ɒ/. (See Unit 40.)



- A30c** • Now listen and say these sentences.

- 1 Have you got a lot of shopping?
- 2 John's gone to the shops.
- 3 How much did your holiday cost?
- 4 She said the coffee wasn't very good, but I thought it was.



Most Americans pronounce these words differently. Listen.

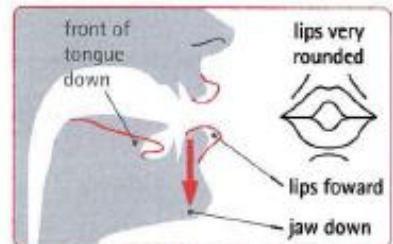
Important for listening

- 1 Have you got a lot of shopping?
- 2 John's gone to the shops.
- 3 How much did your holiday cost?
- 4 She said the coffee wasn't very good, but I thought it was.

C

How to make the sound /ɔː/

- A31a** • /ɔː/ is a long sound. Look at the diagram. Listen and say the sound. Round your lips more than for /ɒ/. Target sound: /ɔː/



D

Sound and spelling

- A31b** • /ɔː/ has different spellings. Listen and say these words.

- | | | | |
|------|-------------------------|-----|-------------------------|
| a | all ball call fall tall | ar | quarter warm |
| | wall water | or | born corner forty horse |
| al | talk walk | | short sort |
| au | autumn | oor | door floor |
| aw | saw | ore | before more |
| augh | caught daughter taught | our | four |
| ough | bought thought | | |



- A31c** • Now listen and say these phrases.

- 1 quarter past four
- 2 born in autumn
- 3 have some more
- 4 walking on water
- 5 the fourth door on the fourth floor



When there is a letter *r* after /ɔː/, most Americans, Scots and Irish, and some other English speakers pronounce this *r*. Listen.

Important for listening

- 1 quarter past four
- 2 born in autumn
- 3 have some more
- 4 walking on water
- 5 the fourth door on the fourth floor

6

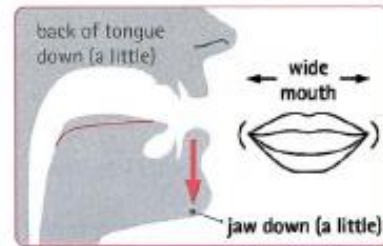
Bread and jam

/e/ and /æ/

A

How to make the sound /e/

- A37a** • /e/ is a short sound. Look at the diagram. Listen and say the sound. Open your mouth quite wide. Target sound: /e/



B

Sound and spelling

- A37b** • /e/ is usually spelled e, but sometimes ea, ie, a or ai. Listen and repeat.

e check leg letter red sentence
 ea bread head read (past tense)
 ie friend
 a any many
 ai again said

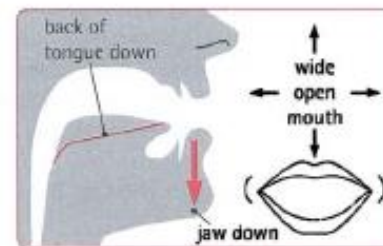
- A37c** • Listen and say these sentences.

- 1 Tell me again.
- 2 Send me a cheque.
- 3 Correct these sentences.
- 4 Twenty to twelve.
- 5 Help your friend.

C

How to make the sound /æ/

- A38a** • /æ/ is a short sound. Look at the diagram. Listen and say the sound. Open your mouth wide. Target sound: /æ/



D

Sound and spelling

- A38b** • /æ/ is usually spelled a. Listen and repeat.

back camera factory hat jam' manager map plan traffic

- A38c** • Listen and say these sentences.

- 1 Thanks for the cash.
- 2 I ran to the bank.
- 3 Where's my black jacket?
- 4 That man works in a jam factory.
- 5 Let me carry your bags.

7

My birthday's on Thursday

/ɜː/

A


How to make the sound /ɜː/

- A43a** • /ɜː/ is a long sound. Look at the diagram. Listen and say the sound. To make this sound, your mouth and your tongue should be very relaxed. Target sound: /ɜː/

! Note: /ɜː/ is a sound English speakers often make when they aren't sure what to say, and we often write it 'er'. Listen.

A43b

- A: What date is it today?
B: Er, I think it's the tenth.



B

Sound and spelling

- A43c** • /ɜː/ is spelled ir, or, ur, our, ear or er. Listen and say these words.

ir bird first birthday circle thirty
or word work world worse worst
ur turn Thursday
our journey
ear early earth heard learn
er service Germany prefer dessert weren't verb university

! Note: The words *her*, *hers* and *were* are often pronounced with /ɜː/. (See Units 38 and 40.)

- A43d** • Now listen and say these sentences.



My birthday's on Thursday the thirty-first and hers is a week later.

- 1 My birthday's on Thursday the thirty-first, and hers is a week later.
- 2 When would you prefer, Tuesday or Thursday?
- 3 That was the worst journey in the world!
- 4 Have you ever heard this word?
- 5 A: The cakes weren't very good.
B: I thought they were.
- 6 She went to university to learn German.

A43e

Important
for listening

Notice that there's always an r in the spelling of /ɜː/. Most Americans, Scots and Irish, and some other English speakers pronounce these rs (see Unit 22). Listen.

- 1 My bighday's on Thusday the thirtty-first, and herys is a week later.
- 2 When would you prefeg, Tuesday or Thursday?
- 3 That was the worst joujney in the world!
- 4 Have you ever heard this word?
- 5 A: The cakes weren't very good.
B: I thought they were.
- 6 She went to university to learn German.

