

# Contacts

---

**Mgr. Tereza Škubalová, Ph.D.**

[terskub@mail.muni.cz](mailto:terskub@mail.muni.cz)

**Mgr. et Bc. Markéta Vejmělková**

[marketa.vejmelkova@gmail.com](mailto:marketa.vejmelkova@gmail.com)

- **E-mail:** In message subject please specify the code of the course (e.g. SZ6639:Educational psychology)
- Office hours:
  - Skubalova: online via MS TEAMS by prior e-mail agreement
  - Vejmelkova: by prior e-mail agreement

# Literature

---

## **Educational Psychology: 2nd Edition**

Kelvin Seifert and Rosemary Sutton


(online link in chapter I of Interactive syllabus)

***Educational psychology. Fifth edition***

SANTROCK, John W

***Educational psychology. Second edition.***

STERNBERG, Robert J. a Wendy M. WILLIAMS.



# Course schedule

---



## Lectures (SZ6639 + SZ6649)

- 23.9.** - 16:00–17:50 – Skubalova
- 7.10.** – 16:00 – 17:50 – Vejmelkova
- 21.10.** – 16:00 – 17:50 – Vejmelkova
- 11.11.** - 16:00–17:50 – Vejmelkova
- 25.11.** - 16:00–17:50 – Skubalova
- 9.12.** - 16:00–17:50 – Vejmelkova

## Seminars (SZ6639)

- 20.9.** 15:00–16:50 - Skubalova
- 4.10.** 15:00–16:50 - Skubalova
- 18. 10.** 15:00–16:50 - Skubalova
- 8. 11.** 15:00–16:50 - Skubalova
- 22. 11.** 15:00–16:50 - Skubalova
- 6. 12.** 15:00–16:50 - Skubalova

# ASSESSMENT METHODS

---

## ■ Written test

- 20 forced choice questions; 10 correct answers are needed to pass
- Questions will be based on presentations and materials in an interactive syllabus
- TERMS OF ONLINE TEST: January 9; January 23

## ■ PREPARATION AND PRESENTATION OF A POSTER

- Each student will prepare a poster on a chosen topic and **provide feedback** to presentations of other students
- Criteria: fun and/or information, 5-8 minutes to read/absorb
- Students of SZ6639 with seminar will provide feedback in person at the last seminar 6.12., students of SZ6649 will do the same on lecture 9.12.
- Team work is allowed.
- Great posters can receive up to 3 points which can be added to your exam's score.



# POSTER CONTENT and TOPIC CHOICE

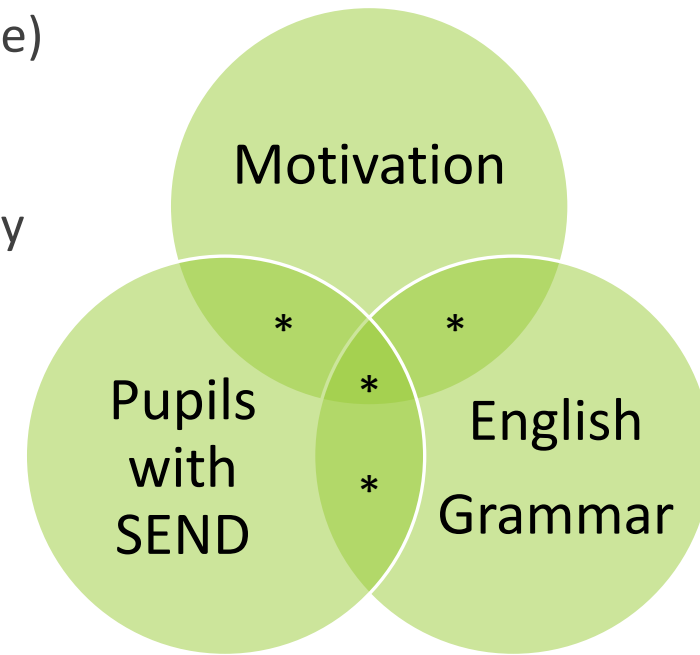
---

- Justification of a chosen topic (relevance and contribution towards practice)
- Introduce the most interesting and important facts (without digressions)
- Choose most interesting part of the topic and elaborate it more thoroughly

## Example:

How to motivate pupils with Asperger syndrom to learn English Grammar

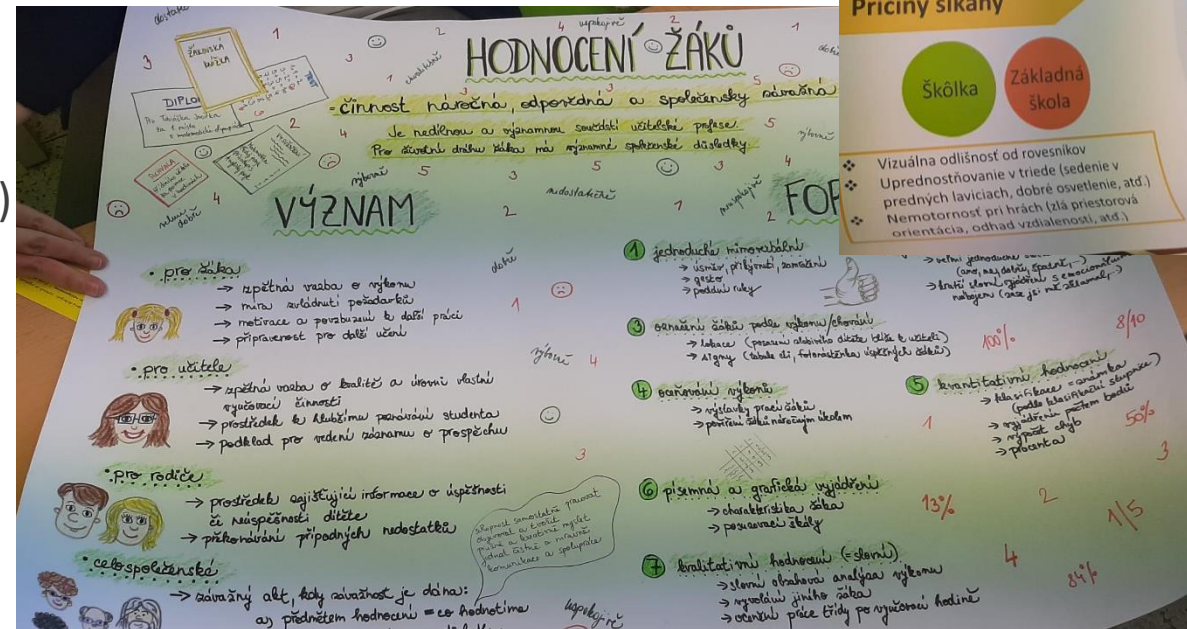
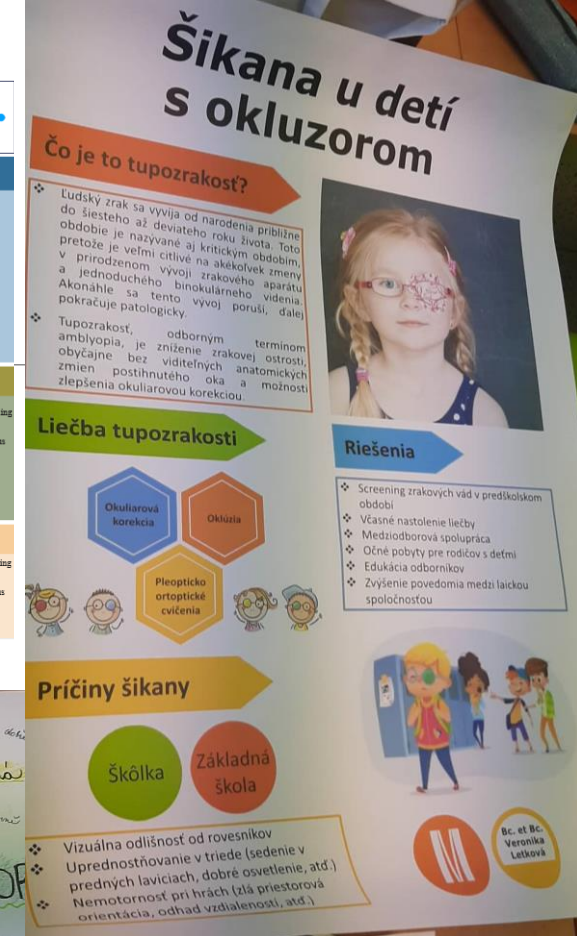

- 1) Broad topic
- 2) Narrow it down (combine with another area)
- 3) Link it with practice (to provide practical tips and examples)



\*hic sunt your poster topic

# Structure

- Abstract  
Brief interesting summary
- Introduction  
History  
Contemporary situation
- Main content  
More about the topic (pictures, tables, graphs)
- Discussion  
Comparison with othe theories and topics
- References (must be academical)



# POSTER TIMELINE

---



**October 20th**

submit abstract & literature  
summary



**November 10th - voluntary**

send e-version/photo of poster  
for a **supervision** via e-mail  
SZ6639->Skubalova  
SZ6649-> Vejmelkova



**November 30th**

finalize your posters and upload  
e-version/photo into **Homework  
vault in IS**

# Benefits of poster preparation

---

Allow you to study the topic thoroughly

**Practice how to gain and maintain attention**

Provide your colleagues with new insights, knowledge.

Can serve as a preparation for a master thesis

Great posters can receive up to 3 points which can be added to your exam's score.

If it is really good it will hang in the department of psychology for a loooooong time 😊