


## 2 /ə/ in unstressed words and syllables

**B21a a** Listen and repeat. The spelling has been changed in the words on the right to show you when to use the sound /ə/.

a photograph of Barbara  1 ə photəgraph əf Barbərə

a glass of water  2 ə glass əf wətə

a pair of binoculars  3 ə pair əf binɒculəs

a photograph of her mother and father  4 ə photəgraph əf hə mothər ənd fathə

a book about South America  5 ə book əbaut South əmericə



**b** Cover the words on the left and practise questions and answers.

**EXAMPLE** A: What's in picture two?

B: ə glass əf wətə

### 50 UNIT 13 /ə/ a camera

**B22 b** Weak forms

Listen to the example of the weak form and the strong form of *was*.

**EXAMPLE**

Wəs she dreaming?

This is the sound /ə/. This is the weak form of *was*.

Yes, she **was**.

This is a different sound. This is the strong form of *was*

Then listen and repeat.

Wəs she thinking about South America? Yes, she **was**.

Wə her brothers and sisters asleep? Yes, they **were**.

Də they like reading? Yes, they **do**.

Həve you read about South America? Yes, I **have**.

Dəs your friend like reading? Yes, he **does**.

ə we working hard? Yes, we **are**.

Həs your friend been to South America? Yes, he **has**.

Cən you swim? Yes, I **can**.



**B23 c** Tick the words a) or b) that you hear in the sentences.

1 a) **has**  b) həs

2 a) **can**  b) cən

3 a) **was**  b) wəs

4 a) **does**  b) dəs

5 a) **am**  b) əm

6 a) **them**  b) thəm

Baker 2006: 48, 50

## 4 Dialogue

- a Read this dialogue and circle the sound /ə/. The first line has been done for you.

### Shopping

A: I'm going to the library.



B: Can you buy something for me at the newsagent's?

A: But the newsagent's is a mile from the library.


B: No. Not that newsagent's. Not the one that's next to the fish and chip shop.  
I mean the one that's near the butcher's.

A: Oh, yes. Well, what do you want?

B: Some chocolates and a tin of sweets and an address book.

-   b Listen and check your answers, then practise reading the dialogue aloud. Record your voice to compare your production of the target sound with the recording.

## 5 Spelling

-  Look back over this unit at words with the target sound, and write what you noticed about how to spell the sound /ə/.

---

Baker 2006 : 51