

# 20

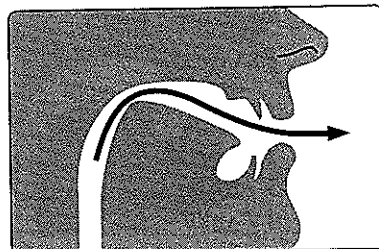
## How many hours?

/h/

**A**

### How to make the sound /h/

- Look at the diagram. Listen and say the sound. The air comes through a small gap at the back of the mouth. There is no voicing. Target sound: /hə/



**B**

### Sound and spelling


- /h/ is usually spelled h, but it is spelled wh in a few words. Listen and say these words.

h hat here help hot how behind  
wh who whose whole

- A few words begin with a silent letter h. Listen and say these words.

hour honest

- Listen and say these sentences.



- 1 Hi, hello, how are you?
- 2 Whose hat is this?
- 3 It's hot in here.
- 4 We had a whole month's holiday.
- 5 Can you help me for half an hour?
- 6 Who's who?

Important for listening

Sometimes you don't hear an /h/ sound at the beginning of *he, him, her, hers, his, had, have, has*. (See Units 37-40.) Listen.

- 1 Is he there?
- 2 Have you seen him?
- 3 Has he got time?
- 4 Do you know her?
- 5 He went to visit his family.

## Exercises

20.1 Write these words.

EXAMPLE

- |          |       |          |
|----------|-------|----------|
| /hed/    | head  |          |
| 1 /hæt/  | _____ | 4 /ha:f/ |
| 2 /haʊ/  | _____ | 5 /haɪ/  |
| 3 /həʊm/ | _____ | 6 /hu:/  |

Listen to check your answers. Check with the Key. Then listen and repeat.


20.2 Listen and complete the dialogue.

- A: Excuse me, can you tell me how to get to the castle?  
B: Yes. Go past the \_\_\_\_\_ and the \_\_\_\_\_, then there's a road those \_\_\_\_\_. You go up a \_\_\_\_\_, and the castle's at the top.  
A: Thanks for your \_\_\_\_\_!

Check with the Key. Then listen and repeat.

20.3 Complete the titles of the pictures using these words.

half hand home perhaps who happy happen hours helping how  
hi house holiday how history




1 A helping




2 A \_\_\_\_\_



3 \_\_\_\_\_, many \_\_\_\_\_?



4 \_\_\_\_\_ ?



5 \_\_\_\_\_ a \_\_\_\_\_



6 \_\_\_\_\_ did it \_\_\_\_\_ ?



7 \_\_\_\_\_ ! \_\_\_\_\_ 's at \_\_\_\_\_ ?

Listen to check your answers. Check with the Key. Then listen and repeat.

20.4 Listen and circle the word you hear. Check with the Key. If you find any of these difficult, go to Section E3 *Sound pairs* for further practice.

- 1 *hear / ear* (⇒ sound pair 37)
- 2 *high / eye* (⇒ sound pair 37)