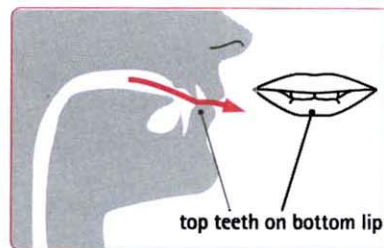


November the first

/f/ and /v/

A How to make the sound /f/

- B8a** • Look at the diagram. Listen and say the sound. There is no voicing (vibration from the throat), and you can feel the air on your hand in front of your mouth. Target sound: /ffffff/



B Sound and spelling

- B8b** • /f/ is usually spelled f or ff, and sometimes ph or gh. Listen and say these words.

f feel first café after leaf

ff off coffee

ph phone autograph

gh laugh

- B8c** • Listen and say these phrases and sentences.

1 forty-five

2 a family photo

3 I'm feeling fine.

4 the fourteenth of February

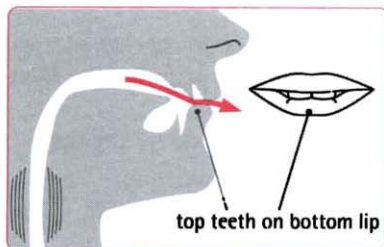
5 When I asked for her autograph she just laughed.

C How to make the sound /v/

- B9a** • Look at the diagram. Listen and say the sound. There is voicing (vibration from the throat), and you can feel less air on your hand in front of your mouth than when you say /f/. Target sound: /vvvvv/

- B9b** • Listen and say the two sounds.

/ffffff/ /vvvvv/



D Sound and spelling

- B9c** • /v/ is usually spelled v. Listen and say these words.

very travel every have leave



Note: In the name Stephen, ph is pronounced /v/.

- B9d** • Listen and say these phrases and sentences.

1 We're leaving at five past seven.

2 a visa for a seven-day visit

3 Stephen lives in a village.

Exercises

14.1 Write these words.

EXAMPLE

/fəʊn/ *phone*

1 /faɪv/

3 /fɜːst/

5 /liːv/

2 /'vɪzɪt/

4 /friː/

6 /'fəʊtəʊ/

B10

Listen to check your answers. Check with the Key. Then listen and repeat.

14.2 Complete the titles of the pictures using these words.

few voices fast seventh ~~fine~~ forks vegetables lift five floor view
driving knives



1 A *fine*




4




2 *too*



5 A



3 *and*



6 The *to the*

B11

Listen to check your answers. Check with the Key. Then listen and repeat.

14.3 Listen and repeat these poems.

B12a

November the first
November the first
Five leaves left
One leaf falls
Four leaves left.



B12b

The traveller
'A visitor? Having fun?
A fine day for travelling,'
he said.
'A café? A phone? Here?
I'm afraid not,'
he laughed.
'You'll find one in the village.
Far? No, not very far.
The ferry over the river.
Then a few more miles –
five, or seven, or eleven ...!'



14.4 Listen and circle the word you hear. Check with the Key. If you find any of these difficult, go to Section E3 *Sound pairs* for further practice.

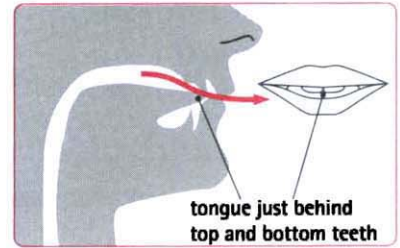
B13

- 1 *few* / *view* (⇒ sound pair 29)
2 *leaf* / *leave* (⇒ sound pair 29)
3 *copy* / *coffee* (⇒ sound pair 24)

A

How to make the sound /θ/

- B14a** • Look at the diagram. Listen and say the sound. Make loose contact between the tongue and the back of the teeth and push the air through the gap. There is no voicing (vibration from the throat). Target sound: /θθθθθ/



B

Sound and spelling

- B14b** • /θ/ is spelled **th**. Listen and say these words.

thin **thanks** **thirty** **theatre** **thumb** **Thursday** **thirsty** **three**
both **month** **mouth** **north** **south**
birthday

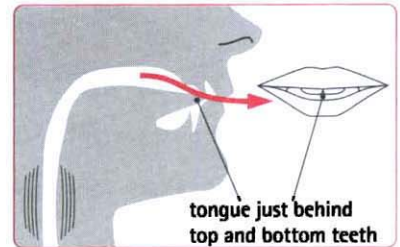
- B14c** • Listen and say these sentences.

- 1 I **th**ought April the **twel**th was a Tuesday, but it's a **Th**ursday.
- 2 A: I've got **th**ree **birth**days this month.
 B: **Th**ree **birth**days? What do you mean?
 A: **My** wife's, **my** son's and **my** daughter's!
- 3 It's **th**irteen degrees in the **n**orth, and **th**irty in the **s**outh.
- 4 A: **One** **th**ird is **th**irty-**th**ree per cent, isn't it?
 B: **Th**irty-**th**ree and a **th**ird per cent, to be exact.

C

How to make the sound /ð/

- B15a** • Look at the diagram. Listen and say the sound. Make loose contact between the tongue and the back of the teeth and push the air through the gap. /ð/ is different from /θ/ because there is voicing (vibration from the throat). Target sound: /ððððð/



- B15b** • Listen and say the two sounds.

/θθθθθ/ /ððððð/

D

Sound and spelling

- B15c** • /ð/ is spelled **th**. Listen and say these words.

this **that** **these** **those** **then** **they** **father** **mother** **brother** **other** **together**
weather **without** **breathe** **with**

- B15d** • Listen and say these sentences.

- 1 A: **Can** I have **one** of **th**ose, please?
 B: **Th**ese?
 A: **No**, **th**e **oth**ers, over **th**ere.
- 2 A: **Two** coffees, please.
 B: **With** milk?
 A: **One** **with**, and **one** **without**.



Note: th is usually pronounced /θ/ or /ð/, but sometimes /t/: Thailand Thames Thomas

Exercises

15.1 Write these words.

EXAMPLE

/ðæt/ that

1 /mʌnθ/

3 /θɪn/

5 /wɪð/

2 /ðen/

4 /ðeɪ/

6 /'bɜːθdeɪ/

B16

Listen to check your answers. Check with the Key. Then listen and repeat.

15.2 Listen. Which words have /θ/, and which words have /ð/?

B17

1 What are you thinking about?5 What are those things over there?2 Can I have another?6 Is the plural of 'tooth' 'teeth'?3 Are you good at maths?7 Is today the fourth or the fifth?4 Where's the bathroom?

words with /θ/

words with /ð/

thinking

.....

.....

.....

.....

.....

.....

.....

.....

.....

.....

.....

.....

.....

.....

.....

Listen to check your answers. Check with the Key. Then listen and repeat.

15.3 Listen and complete the sentences.

B18

1 The weather will be fine for next days. , on , 'll be some rain in the

The will be dry and sunny, but only about degrees.

2 A: I'm thinking of going to the tonight.


B: Me too! Let's go
..... !

3 A: Are you ?

B: No,

4 A: are my and
..... , aboutyears ago. And is my older
..... - he was about
..... years old.B: And baby - is
..... you?A: Yes, 's me,
my in my !

Check with the Key. Then listen again and repeat.



15.4 Listen and circle the word you hear. Check with the Key. If you find any of these difficult, go to Section E3 *Sound pairs* for further practice.

B19

1 *thing* / *sing* (⇒ sound pair 30)2 *three* / *tree* (⇒ sound pair 27)

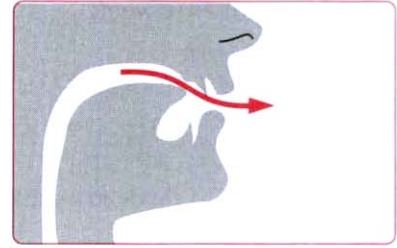
It's the wrong size, isn't it?

/s/ and /z/

A

How to make the sound /s/

- B20a • Look at the diagram. Listen and say the sound. There is some contact between the tongue and the teeth at the sides of the mouth. There is no voicing (vibration from the throat). Target sound: /sssss/



B

Sound and spelling

- B20b • /s/ is usually spelled s, ss or c, and sometimes sc. Listen and say these words.

s sit sister bus
 ss class glasses
 c city circle pencil place police pronounce
 sc science scissors

- B20c • The letter x is usually pronounced /ks/. Listen and say these words.

six next

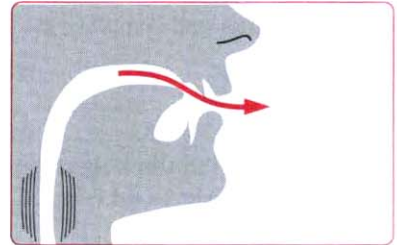
- B20d • Listen and say these phrases and sentences.

- 1 summer in the city
- 2 Have you seen my glasses?
- 3 So, I'll see you in the same place next Saturday.
- 4 I saw your sister on the bus yesterday.
- 5 My science lessons were the most interesting.

C

How to make the sound /z/

- B21a • Look at the diagram. Listen and say the sound. There is some contact between the tongue and the teeth at the sides of the mouth. /z/ is different from /s/ because there is voicing (vibration from the throat). Target sound: /zzzzz/



- B21b • Listen and say the two sounds.

/sssss/ /zzzzz/

D

Sound and spelling

- B21c • /z/ is usually spelled s or z, and sometimes ss or zz. Listen and say these words.

s gives sisters easy husband roses
 z zoo zero size
 ss scissors
 zz jazz

- B21d • Listen and say these sentences.

- 1 What time does the zoo close?
- 2 A: My favourite music is jazz.
 B: Really? Well, it's always interesting, but it isn't always easy to listen to.
- 3 Roses are my favourite flowers.

Exercises

16.1 Write these words.

EXAMPLE /saɪz/ *size*

1 /seɪ/

3 /li:vz/

5 /taɪmz/

2 /sæt/

4 /ɪst/

6 /'glɑ:ɪsɪz/



B22 Listen to check your answers. Check with the Key. Then listen and repeat.

16.2

1 Which two days of the week have /s/?

2 Which three days of the week have /z/?

3 Which three months of the year have /s/? *August*



B23 Listen to check your answers. Check with the Key. Then listen and repeat.

16.3 Listen and write the /s/ and /z/ sounds in each word.



EXAMPLES sit /s/ easy /z/ places /s/ /z/

1 these // 5 isn't // 9 certainly //

2 size /// 6 pronounce // 10 words //

3 style // 7 dress // 11 suits ///

4 please // 8 it's //

Listen to check your answers. Check with the Key. Then listen and repeat.

16.4 Fill the gaps with the words from Exercise 16.3.

1 A: Do you like this *dress* ? B: The you, but
..... the wrong, it?

2 A: Can you for me, ?

B: Yes,



B25 Listen to check your answers. Check with the Key. Then listen and repeat.

16.5 Listen and repeat this poem.



One day

Mondays to Fridays –

Gets up.

Walks to the station.

Waits for the train.

Gets off at the fourth stop.

Walks to the office.

Sits in the office.

Has lunch.

Sits in the office

Walks to the station.

Comes home.

Thinks: 'One day ...'

Saturdays and Sundays –

Gets up. Late.

Does the washing.

Goes shopping.

Comes home.

Watches TV.

Goes out.

Eats out.

Comes home.

Watches TV.

Thinks: 'One day ...'

One day –

Gets up. Early.

Goes to the station.

Waits for the train.

Doesn't get off at the fourth stop.

Doesn't get off at the fifth stop.

Stays on the train.

Where does it go?

Watches through the windows.

16.6 Listen and circle the word you hear. Check with the Key. If you find any of these difficult, go to Section E3 *Sound pairs* for further practice.



1 *place* / *plays* (⇒ sound pair 31)

2 *zoo* / *Sue* (⇒ Sound pair 31)

3 *so* / *show* (⇒ sound pair 32)

4 *sing* / *thing* (⇒ sound pair 30)

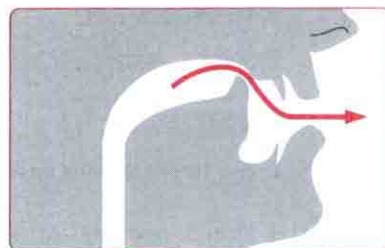
Fresh fish, usually

/ʃ/ and /ʒ/

A

How to make the sound /ʃ/

- 828a • Look at the diagram. Listen and say the sound. Your tongue points upwards towards the roof of your mouth. There is some contact between the tongue and the teeth at the sides of the mouth. There is no voicing (vibration from the throat). Target sound: /ʃʃʃʃʃ/




B

Sound and spelling

- 828b • /ʃ/ is usually spelled **sh**. Listen and say these words.
shop fashion cash fresh wash mushroom
- 828c • But /ʃ/ is sometimes spelled in different ways. Listen and say these words.
- | | |
|----|--------------------------|
| c | ocean |
| ch | machine |
| ci | delicious special |
| s | sugar sure |
| ss | Russia |
| ti | international |

- 828d • Listen and say these sentences.

- This is a very **special pronunciation machine**.
- All our food is **fresh**, and we serve **delicious international specialities**.
- A: You didn't put **sugar** in my tea, did you?
 B: No.
 A: Are you **sure**?

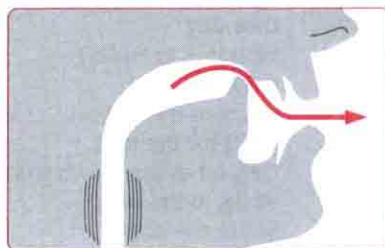


This is a very special pronunciation machine.

C

How to make the sound /ʒ/

- 829a • Look at the diagram. Listen and say the sound. Your tongue points upwards towards the roof of your mouth. There is some contact between the tongue and the teeth at the sides of the mouth. /ʒ/ is different from /ʃ/ because there is voicing (vibration from the throat). Target sound: /ʒʒʒʒʒ/



- 829b • Listen and say the two sounds.
 /ʃʃʃʃʃ/ /ʒʒʒʒʒ/

D

Sound and spelling

- 829c • There are not many words with /ʒ/. It is usually spelled **si** or **s**. Listen and say these words.
television Asia usually
- 829d • Listen and say these sentences.
 A: Do you like **sport**?
 B: Yes ... but only on **television, usually!**

Exercises

17.1 Write these words.

EXAMPLE

/'ʃʊgəl/ *sugar*

1 */fɪʃ/*

2 */'steɪʃn/*

3 */'fɪnɪʃ/*

4 */ʃaʊt/*

5 */ʃɔ:t/*

6 */dɪʃ/*



Listen to check your answers. Check with the Key. Then listen and repeat.

17.2 Listen and complete the text.



Recipe

Take your *cash*

Go to the

Buy some
and some

Take them home.
..... them.

Cook them for a time.

Put them in a

Eat them.
..... , '..... !'

Check with the Key. Then listen and repeat.

17.3 Listen and complete the sentences.



- 1 Yes, we're an business.
We're based in, but we fly
to anywhere in and the
Pacific
- 2 A: Why are you at that
..... ?
B: It's eaten my !

Check with the Key. Then listen and repeat.

17.4 Listen and circle the word you hear. Check with the Key. If you find any of these difficult, go to Section E3 *Sound pairs* for further practice.



- 1 *shoe / Sue* (⇒ sound pair 32)
2 *shoes / choose* (⇒ sound pair 33)

