

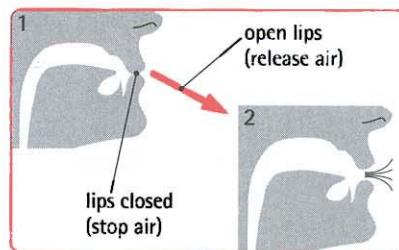
Pack your bags

/p/ and /b/

A

How to make the sound /p/

- A69a • Look at the diagrams. Listen and say the sound.
- 1 Stop the air behind your lips.
 - 2 Open your lips to release the air. If you hold a piece of paper in front of your mouth when you open your lips, the paper moves. Target sound: /pə/



B

Sound and spelling

- A69b • /p/ is spelled p or pp. Listen and say these words:
- p pen push stop
- pp happy stopping

A69c Note: p is silent at the beginning of a few words. Listen and repeat. **psychology**

Note: The word **cupboard** is pronounced /'kʌbəd/ – don't pronounce the p.

Note: ph is usually pronounced /f/: **phone, photo, autograph.**

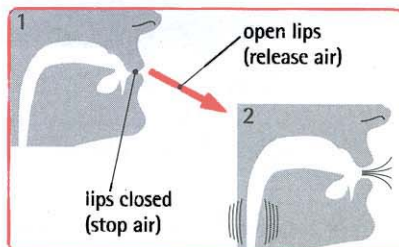
Note: /pi:/ is the name of the letter **P** in the alphabet. People often say /pi:/ for pence: 'It costs 75p.'

- A69d • Listen and say these phrases.
- 1 a piece of paper 2 Push or pull? 3 a deep sleep 4 a cheap trip round Europe

C

How to make the sound /b/

- A70a • Look at the diagrams. Listen and say the sound.
- 1 Stop the air behind your lips.
 - 2 Open your lips to release the air.
- /b/ is different from /p/ in two ways:
- 1 If you hold a piece of paper in front of your mouth when you open your lips, the paper does not move.
 - 2 There is voicing (vibration from the throat).
- Target sound: /bə/



- A70b • Listen and say the two sounds. /pə/ /bə/

D

Sound and spelling

- A70c • /b/ is spelled b or bb. Listen and say these words.
- big best rob robber verb

A70d Note: b is silent at the end of a few words. Listen and repeat. **climb comb thumb bomb**

Note: /bi:/ is the name of the letter **B** in the alphabet.

- A70e • Listen and say these phrases and sentences.
- 1 big business
 - 2 When was the baby born?
 - 3 It's better to bake your own bread than to buy it.
 - 4 What's that big building between the bank and the library?

- A70f • Now listen and say these sentences with /p/ and /b/.
- 1 Pamela's got a new job.
 - 2 Paul's got big problems with his neighbours.
 - 3 Can you remember Pete's phone number?
 - 4 Pack your bags and bring your passport.

A70g Sometimes you don't hear /p/ or /b/ clearly at the end of a word. Listen.

- | | | | |
|--------------------|--------------------|---------------------|---------------------|
| 1 Stop! | Sto(p)! | 3 Hey, Bob! | Hey, Bo(b)! |
| 2 Don't drop that! | Don't dro(p) that! | 4 the worldwide web | the worldwide we(b) |

Important
for listening

Exercises

11.1 Write the words. Choose from the words in the box.

back	beard	bill	black	bomb	book	boot	boots	bought	bread	
build	but	butter	buy	pack	paper	part	party	pay	pepper	pie
piece	pool	pull	purse	put						

1 /bɪl/	_____ bill _____	8 /pæk/	_____	15 /bæk/	_____
2 /pɪ:s/	_____	9 /bɒm/	_____	16 /bʊrts/	_____
3 /baɪ/	_____	10 /'pepə/	_____	17 /pu:l/	_____
4 /pɜ:s/	_____	11 /'bʌtə/	_____	18 /brəd/	_____
5 /blæk/	_____	12 /pɑ:t/	_____	19 /pʊt/	_____
6 /peɪ/	_____	13 /bʊk/	_____	20 /bɔ:t/	_____
7 /bʌt/	_____	14 /'pɑ:ti/	_____		

A71 Listen to check your answers. Check with the Key. Then listen and repeat.

11.2 Complete the words with p or b.

- 1 Can you help me _aint the _edroom wardro_e?
- 2 Brian's _lond, and he's got a _ig _eard.
- 3 We're going to the _ub. It's my _rother's _irthday.
- 4 Where did I _ut my _lack _oots?
- 5 We asked the waiter to _ring the _ill, and it was dou_le what we expected!

A72 Listen to check your answers. Check with the Key. Then listen and repeat.

11.3 Listen and fill the gaps.

A73 EXAMPLE

- Are you going to theshop..... ?
- 1 We'll have to change that
 - 2 Looking for a
 - 3 It isn't on the
 - 4 Shall we give him a
 - 5 Do we have to walk that hill?
 - 6 the bus – I want to get off!
 - 7 I you have a good time!
 - 8 yourself!

Check with the Key. Then listen and repeat.

11.4 Listen and circle the word you hear. Check with the Key. If you find any of these difficult, go to Section E3 *Sound pairs* for further practice.

- A74
- 1 *pears* / *bears* (⇒ sound pair 23)
 - 2 *pear* / *fair* (⇒ sound pair 24)
 - 3 *copies* / *coffees* (⇒ sound pair 24)

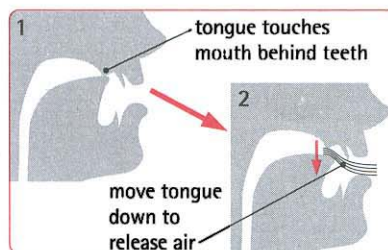


Can you help me paint the bedroom wardrobe?

A

How to make the sound /t/

- A75a • Look at the diagrams. Listen and say the sound.
- 1 Stop the air with your tongue behind your teeth.
 - 2 Move your tongue down to release the air. If you hold a piece of paper in front of your mouth when you move your tongue down, the paper moves. Target sound: /tə/



B

Sound and spelling

- A75b • /t/ is usually spelled **t** or **tt**. Listen and say these words.
- t tea till ten top two twenty water bit complete eat eight light suit
tt better bottle
- A75c • /t/ is sometimes spelled **ed** in past tenses. Listen and say these words.
- ed stopped washed
- A75d • /t/ is spelled **th** in a few names. Listen and say these words.
- th Thailand Thames Thomas
- A75e Note: The letter **t** is silent in a few words. Listen and say these words. listen castle

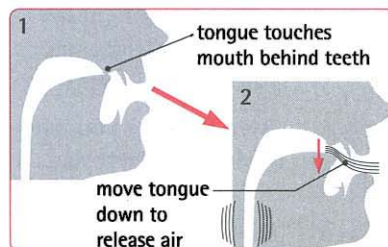


Note: /ti:/ is the name of the letter **T** in the alphabet. /ti:/ is also the word *tea*.

C

How to make the sound /d/

- A76a • Look at the diagrams. Listen and say the sound.
- 1 Stop the air with your tongue behind your teeth.
 - 2 Move your tongue down to release the air.



/d/ is different from /t/ in two ways:

- 1 If you hold a piece of paper in front of your mouth when you move your tongue down, the paper does not move.
- 2 There is voicing (vibration from the throat).
Target sound: /də/

- A76b • Listen and say the two sounds. /tə/ /də/

D

Sound and spelling

- A76c • /d/ is spelled **d** or **dd**. Listen and say these words.
- d day deep do door did food good head ready
dd add address ladder middle



Note: /di:/ is the name of the letter **D** in the alphabet.

- A76d • Sometimes you don't hear the /t/ or /d/ clearly at the end of a word. Listen to the difference.

Important
for listening

- | | | | |
|---------------------|---------------------|------------------------|------------------------|
| 1 something to eat | something to ea(t) | 3 the end of the road | the end of the roa(d) |
| 2 turn on the light | turn on the ligh(t) | 4 writing on the board | writing on the boar(d) |

- A76e The vowel sound is longer before /d/ than before /t/. Listen.

roa(d) wro(te) boar(d) bough(t)

- A76f • You often don't hear a /t/ or /d/ when it's between other consonant sounds, so *facts* sounds like *fax* and *next week* sounds like *necks week*. Listen.

A: Tell me all the fac(t)s. B: I'll tell you nex(t) week.

Exercises

12.1 Listen and complete the sentences.

A77

EXAMPLE What shall we do next week?

- 1 2001 was the time I went to Britain.
- 2 I some money in the street.
- 3 I worked hard week.
- 4 Do you know a place to eat near here?
- 5 I live in Road.
- 6 Is this the house?
- 7 Do you want some ?
- 8 Do you like my new ?

Check with the Key. Then listen again and repeat.

12.2 Listen and write the numbers of the words.

A78

send sent wide white
said set road wrote

Check with the Key. Then listen again and repeat.

12.3 Listen and complete the sentences.

A79

- 1 They us emails every day.
- 2 I all my money on CDs.
- 3 When it stopped snowing we went for a walk across the fields.
- 4 People houses next to the beach.

Check with the Key. Then listen again and repeat.

12.4 Listen and repeat these poems.

A80a

Too many twos

Tom and Tim were twins.
Tom said to Tim, 'Can I talk to you?'
Tim said to Tom, 'Ssh, wait a minute ...'
One two is two
Two twos are four
Three twos are six
Four twos are eight
Five twos are ten ...'
Tom said to Tim, 'And what are two fives?'
Tim said to Tom, 'Two fives? Don't ask me!'



A80b

A difficult daughter

Doctor Dixon said to his daughter Daria,
'Don't go down town after dark – it's dangerous.'
Daria said, 'Don't worry, Dad, I won't. You know I never do.'
Next day when he came home for dinner, he said,
'Daria, dear, you didn't go down town after dark, did you?'
and she said, 'No, Dad, I didn't.'
But she did.
I don't know the details, but she definitely did.



12.5 Listen and circle the word you hear. Check with the Key. If you find any of these difficult, go to Section E3 *Sound pairs* for further practice.

A81

- 1 *what* / *watch* (⇒ sound pair 25)
- 2 *wide* / *white* (⇒ sound pair 26)
- 3 *dry* / *try* (⇒ sound pair 26)
- 4 *riding* / *writing* (⇒ sound pair 26)
- 5 *taught* / *thought* (⇒ sound pair 27)

Cats and dogs

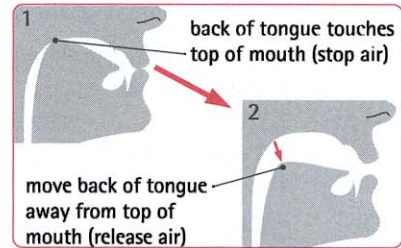
/k/ and /g/

A

How to make the sound /k/



- Look at the diagrams. Listen and say the sound.
 - 1 Stop the air with the back of your tongue against the top of your mouth.
 - 2 Move your tongue to release the air. If you hold a piece of paper in front of your mouth when you release the air, the paper moves. Target sound: /kə/



B

Sound and spelling



- /k/ is usually spelled **c**, **k** or **ck**, and sometimes **ch**. Listen and say these words.

c car cat careful clean close colour fact

k keep key kind kitchen desk like talk walk

ck back black check pocket tick

ch school stomach chemist architect



- /kw/ is often spelled **qu**. Listen and say these words. quick quiet quarter



- /ks/ is often spelled **x**. Listen and say these words. fax six taxi



Note: The letter **k** is silent in a few words, e.g. *know*, *knee*, *knife*.



- Listen and say these sentences.
 - 1 Look in the kitchen cupboard.
 - 2 Keep your keys in your pocket.

C

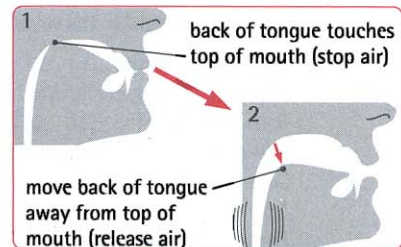
How to make the sound /g/



- Look at the diagrams. Listen and say the sound.
 - 1 Stop the air with the back of your tongue against the top of your mouth.
 - 2 Move your tongue to release the air.

/g/ is different from /k/ in two ways:

- 1 If you hold a piece of paper in front of your mouth when you release the air, the paper does not move.
- 2 There is voicing (vibration from the throat). Target sound: /gə/



- Listen and say the two sounds. /kə/ /gə/

D

Sound and spelling



- /g/ is usually spelled **g** or **gg**. Listen and say these words. garden girl glass go gold ago hungry bag leg egg bigger



- /gz/ is sometimes spelled **x**. Listen and say these words. exam exactly



Note: The letter **g** is silent in some words, e.g. *foreigner*, *sign*, *high*, *bought*.

Note: There is usually no /g/ sound in words like *sing*, *sings*, *singing*, *singer* (see Unit 19).



Note: Some words have a silent **u** after **g**. Listen and say these words. guess guest dialogue

- Now listen and say these sentences.



- 1 Can you guess the beginning of the dialogue?
- 2 Are you going jogging again?



You often don't hear /k/ or /g/ clearly in the middle or at the end of a word. Listen.

- 1 I li(k)ed the film – the a(c)ting was perfe(c)t.
- 2 Do you li(ke) fo(lk) musi(c)?
- 3 It was a dar(k) night.
- 4 What's your do(g) called?

Important for listening

Exercises

13.1 Write the words. Choose from the words in the box.

ache again ago back bag big bigger bike black called cake
 carry classical coffee cold comb come copy gave get give great
 grey guess guest keys kiss walk work

- | | | |
|---------------------------------|------------------|------------------|
| 1 /gɪv/ <i>give</i> | 8 /eɪk/ | 15 /bæg/ |
| 2 /bɪg/ | 9 /gest/ | 16 /'bɪgə/ |
| 3 /get/ | 10 /bæk/ | 17 /kəʊld/ |
| 4 /kəʊm/ | 11 /'kɒfi/ | 18 /'kæri/ |
| 5 /ki:z/ | 12 /ə'gen/ | 19 /wɜ:k/ |
| 6 /keɪk/ | 13 /wɔ:k/ | 20 /greɪ/ |
| 7 /kɪs/ | 14 /kɔ:ld/ | |

B4 Listen to check your answers. Check with the Key. Then listen and repeat.

13.2 Complete the words. They all have /k/ or /g/ sounds.

- Can I carry your bas?
- Give me a big kiss.
- You gave me gold goffee a gain.
- A grey gat with green eyes waled into the garden.
- The guests would lie eat guests for breast.

B5 Listen to check your answers. Check with the Key. Then listen and repeat.

13.3 Listen and fill the gaps.

B6 EXAMPLE

It's time to go back .

- Shall we ?
- I came by
- When you go out, the
- I'm going to buy a new tomorrow.
- A: You don't in your tea, do you?
 B: I do, in
- It's only seven o'clock and it's already
- Listen and
- Mark your answer with a

Listen to check your answers. Check with the Key. Then listen and repeat.

13.4 Listen and circle the word you hear. Check with the Key. If you find any of these difficult, go to Section E3 *Sound pairs* for further practice.

- B7**
- back* / *bag* (⇒ sound pair 28)
 - cold* / *gold* (⇒ sound pair 28)



Can I carry your bags?