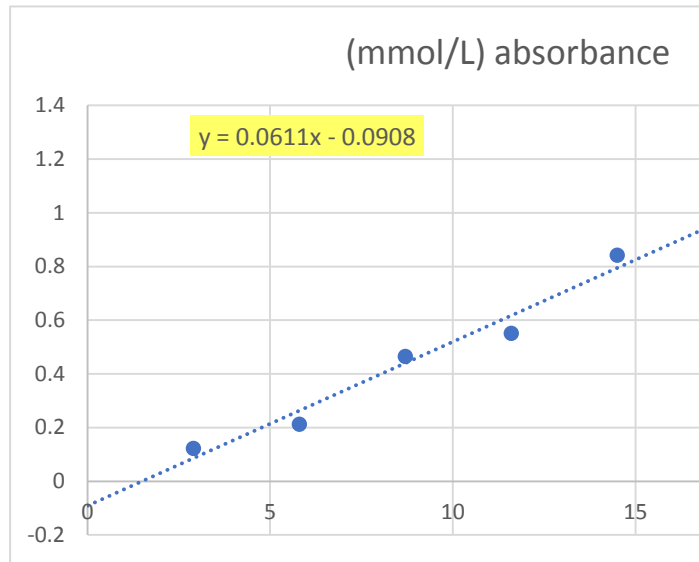
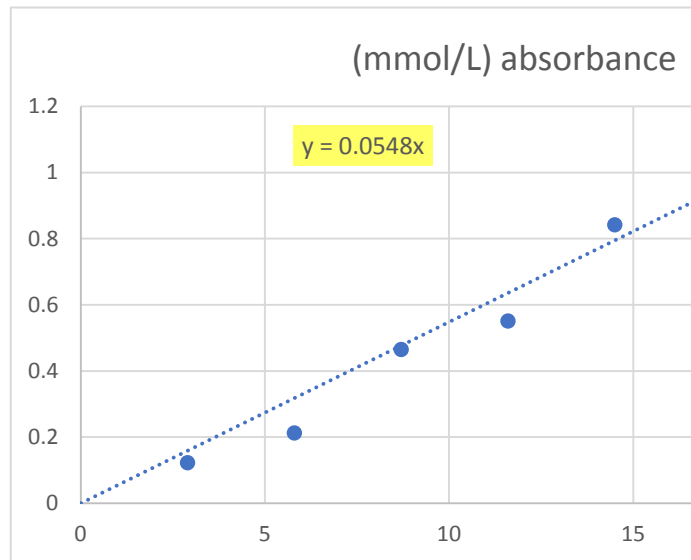


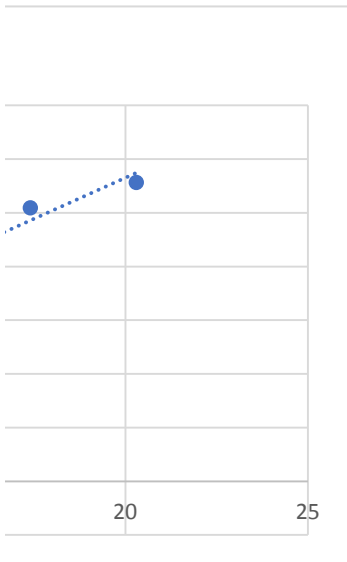
(mmol/L)

concentration	absorbance
2.9	0.1225
5.8	0.2125
8.7	0.465
11.6	0.551
14.5	0.842
17.4	1.0184
20.3	1.113



True model



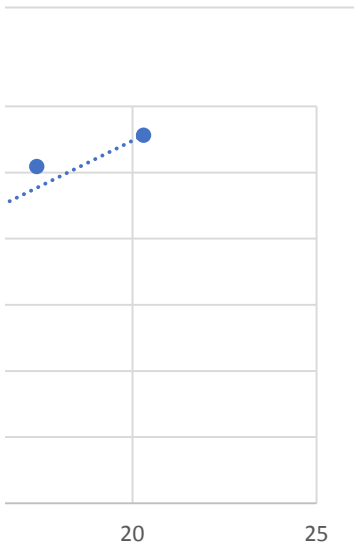


H0 = a

0.061087	-0.09084
0.003526	0.045723
0.983619	0.054101
300.2285	5
0.878735	0.014634

t:	1.986789
t critical:	2.570582

1.9868 < 2.571, H0 is accepted



0.054822	0
0.001925	#N/A
0.992654	0.066065
810.7596	6
3.538672	0.026188

a:	0
b:	0.05
pearson's correlation:	0.9963
0.502:	9.1568