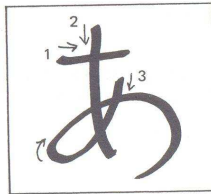


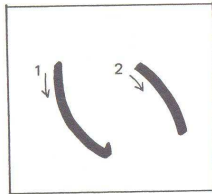
Writing Characters

First, **TRACE** each character several times, paying strict attention to stroke order and direction. Then carefully draw the character in the blank squares. Take your time. Develop good habits NOW.



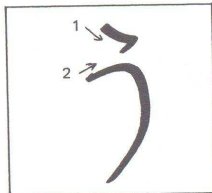
A as in FATHER

あ	あ	あ	あ	あ	あ	あ	あ	あ



I as in MACHINE

い	い	い	い	い	い	い	い	い



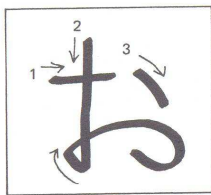
U as in RECUPERATE

う	う	う	う	う	う	う	う	う



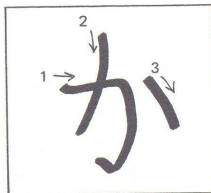
E as in BETTER

え	え	え	え	え	え	え	え	え



O as in COOPERATE

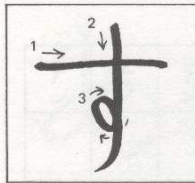
お	お	お	お	お	お	お	お	お



KA

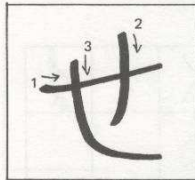
か	か	か	か	か	か	か	か	か

First, TRACE each character several times, paying strict attention to stroke order and direction. Then carefully draw the character in the blank squares: Take your time. Develop good habits NOW.



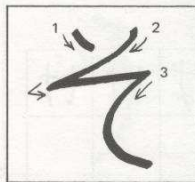
SU

す	す	す	す	す	す	す	す	す



SE as in SETTLE

せ	せ	せ	せ	せ	せ	せ	せ	せ



SO

そ	そ	そ	そ	そ	そ	そ	そ	そ



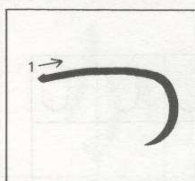
TA

た	た	た	た	た	た	た	た	た



CHI as in CHEEK

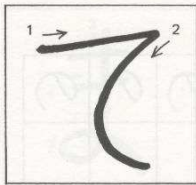
ち	ち	ち	ち	ち	ち	ち	ち	ち



TSU

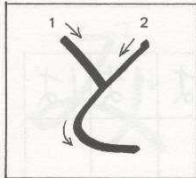
つ	つ	つ	つ	つ	つ	つ	つ	つ

First, **TRACE** each character several times, paying strict attention to stroke order and direction. Then carefully draw the character in the blank squares. Take your time. Develop good habits NOW.



TE as in TEST

て	て	て	て	て	て	て	て	て



TO

と	と	と	と	と	と	と	と	と



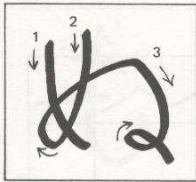
NA

な	な	な	な	な	な	な	な	な




NI like "knee"

に	に	に	に	に	に	に	に	に



NU

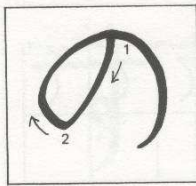
ぬ	ぬ	ぬ	ぬ	ぬ	ぬ	ぬ	ぬ	ぬ



NE as in NEXT

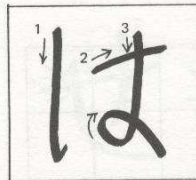
ね	ね	ね	ね	ね	ね	ね	ね	ね

First, TRACE each character several times, paying strict attention to stroke order and direction. Then carefully draw the character in the blank squares. Take your time. Develop good habits NOW.




NO

の	の	の	の	の	の	の	の	の



HA

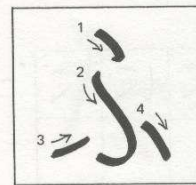
は	は	は	は	は	は	は	は	は



HI

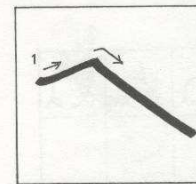
as in HEAT

ひ	ひ	ひ	ひ	ひ	ひ	ひ	ひ	ひ



FU

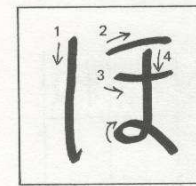
ふ	ふ	ふ	ふ	ふ	ふ	ふ	ふ	ふ



HE

as in HEFTY


へ	へ	へ	へ	へ	へ	へ	へ	へ



HO

ほ	ほ	ほ	ほ	ほ	ほ	ほ	ほ	ほ

First, **TRACE** each character several times, paying strict attention to stroke order and direction. Then carefully draw the character in the blank squares. Take your time. Develop good habits NOW.



YU

ゆ	ゆ	ゆ	ゆ	ゆ	ゆ	ゆ	ゆ	ゆ




YO

よ	よ	よ	よ	よ	よ	よ	よ	よ



RA

ら	ら	ら	ら	ら	ら	ら	ら	ら



RI

り	り	り	り	り	り	り	り	り



RU

る	る	る	る	る	る	る	る	る



RE

れ	れ	れ	れ	れ	れ	れ	れ	れ

First, TRACE each character several times, paying strict attention to stroke order and direction. Then carefully draw the character in the blank squares. Take your time. Develop good habits NOW.



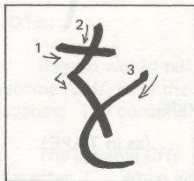
RO

ろ	ろ	ろ	ろ	ろ	ろ	ろ	ろ	ろ




WA

わ	わ	わ	わ	わ	わ	わ	わ	わ



(W)O

を	を	を	を	を	を	を	を	を



N'

ん	ん	ん	ん	ん	ん	ん	ん	ん