

TAIWAN V 17.ST

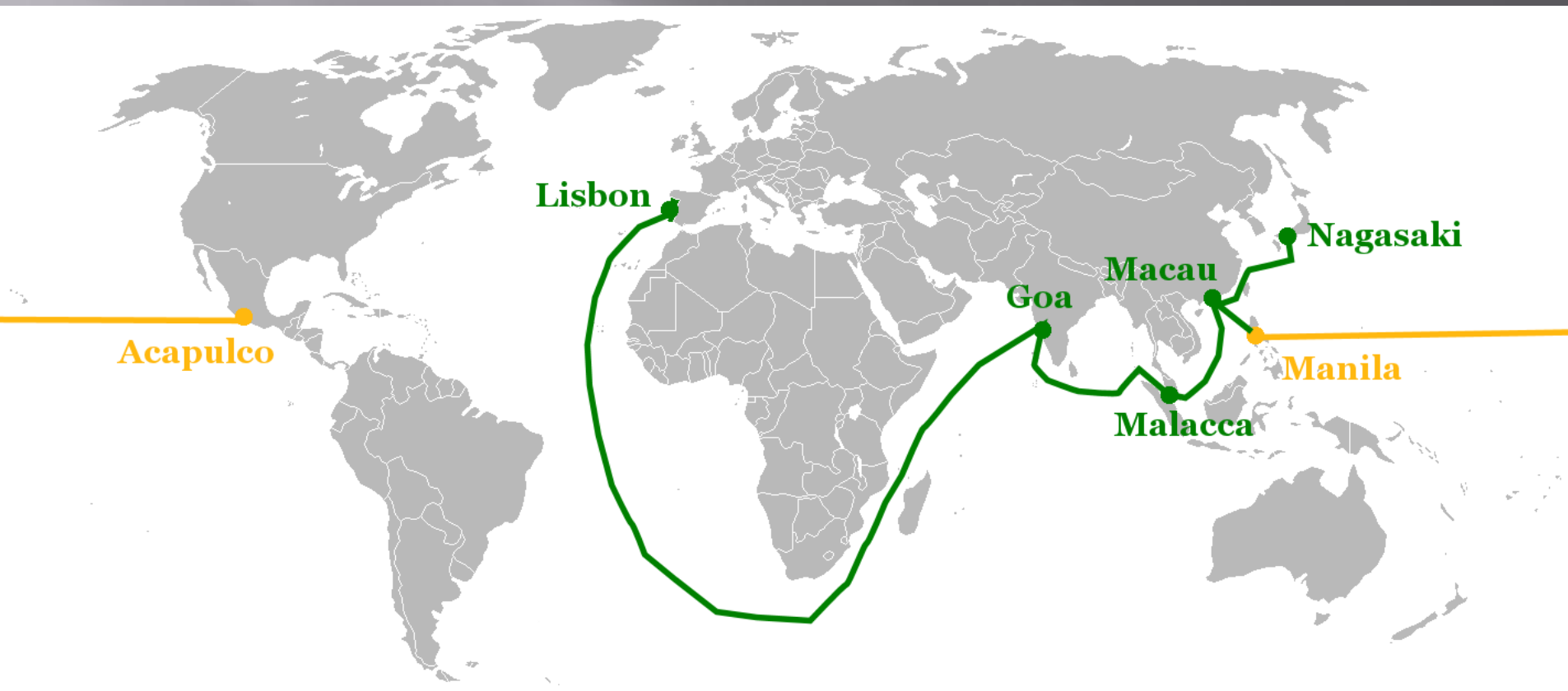


HOW TAIWAN BECAME CHINESE

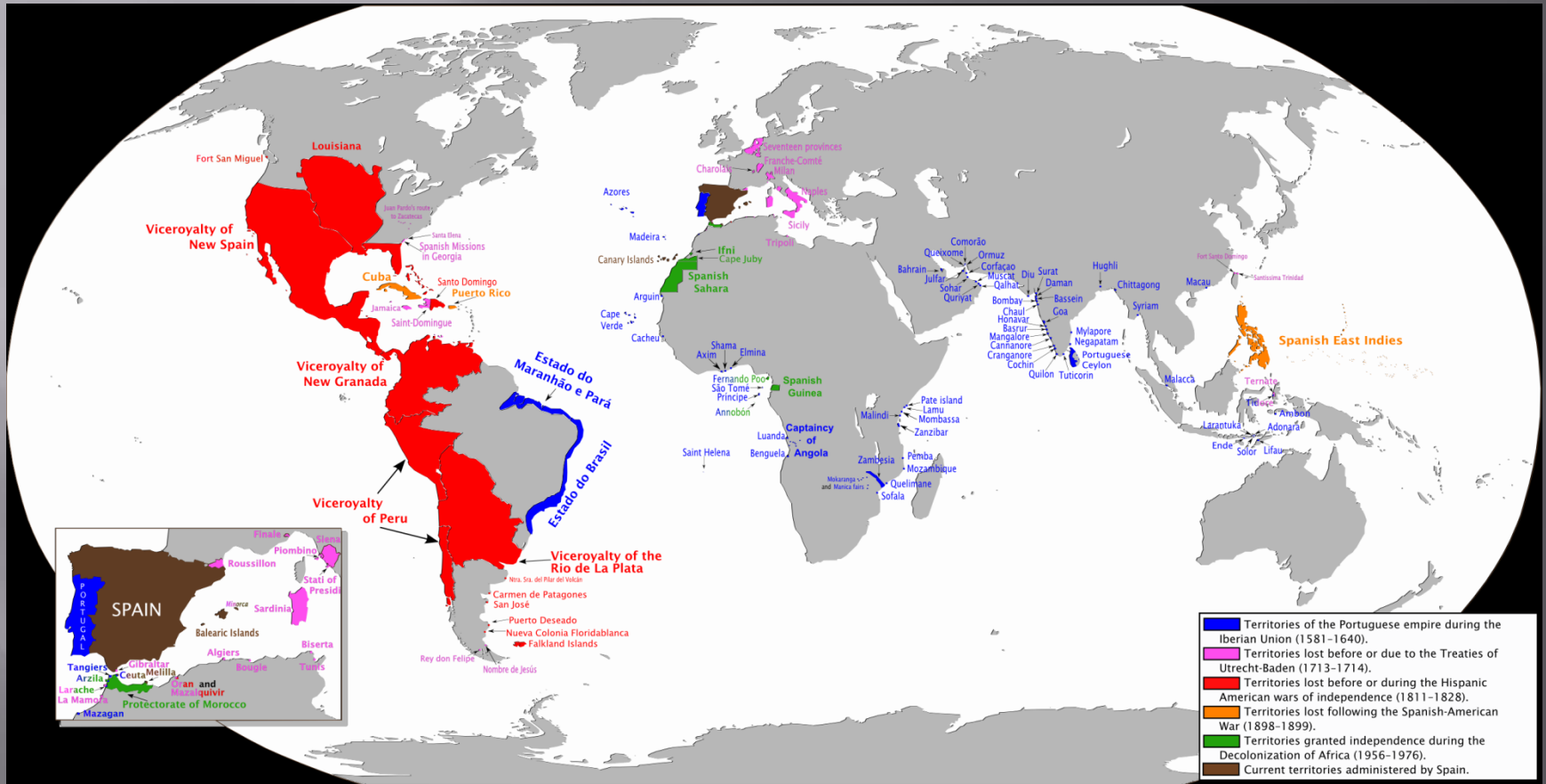
DUTCH, SPANISH, AND HAN
COLONIZATION IN THE SEVENTEENTH CENTURY

TONIO ANDRADE

Portugalská koloniálna expanzia



Španielska koloniálna expanzia



Jilong



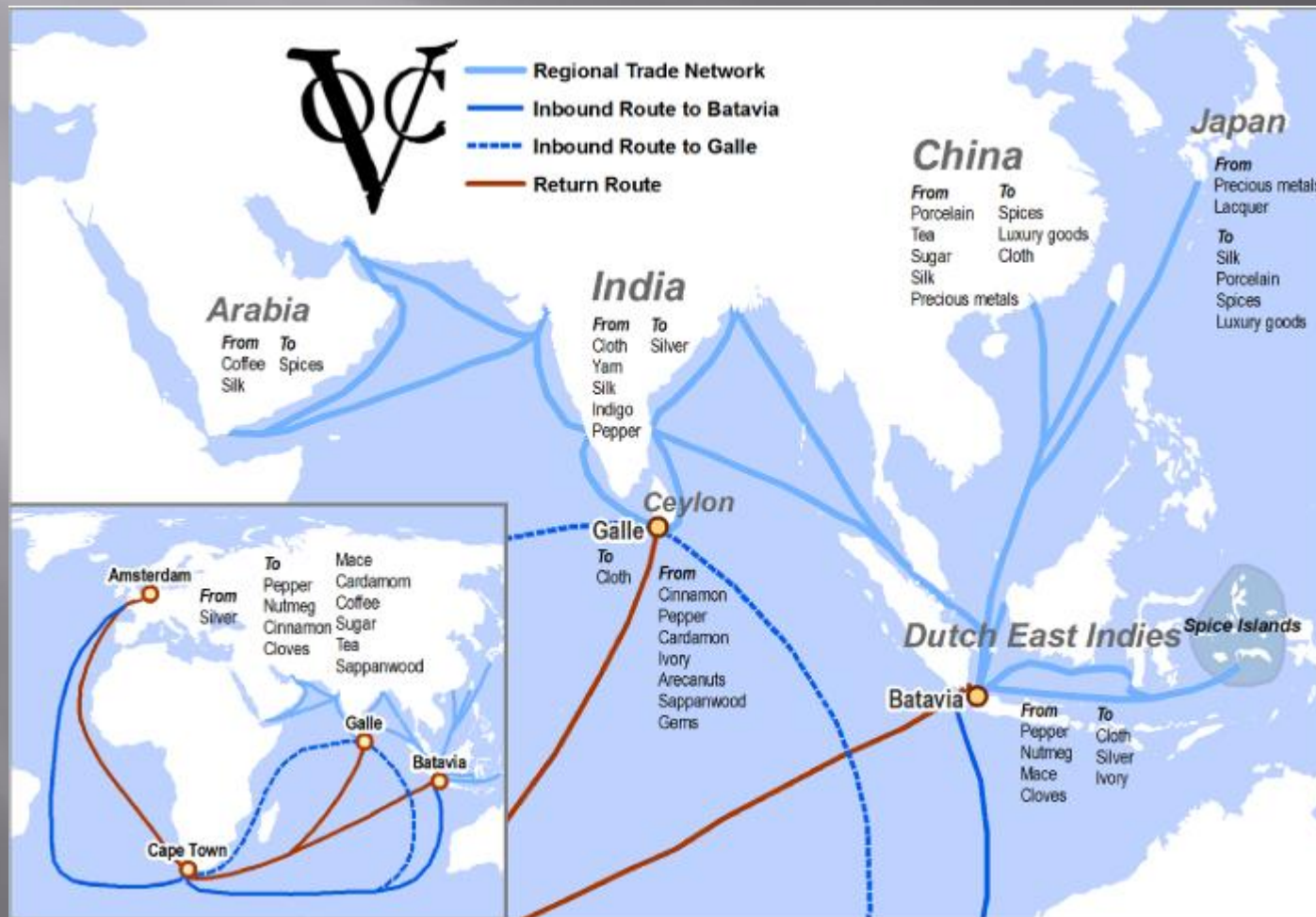
Map from Encyclopedia Britannica
 © 1994 by Rand McNally, R.L. 94-S-12



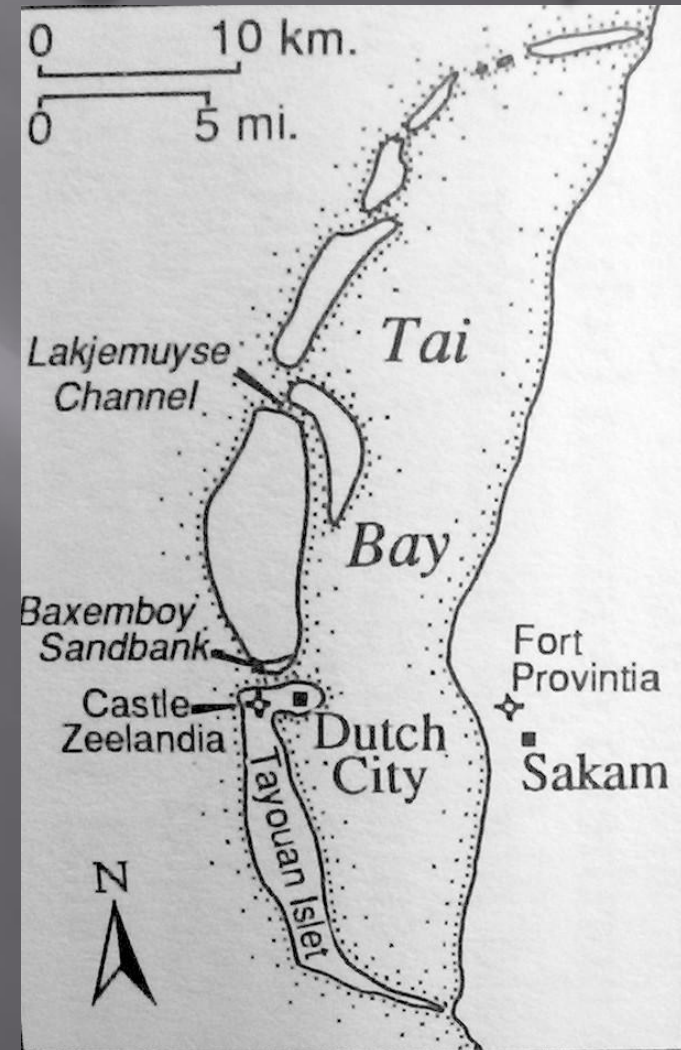
Danshui a pevnost' San Domingo




Holandská Východoindická společnost



Tainan a pevnost' Zeelandia (*Rèlánzhē chéng* 熱蘭遮城)





Pevnost' Provintia (*Chikǎnlóu* 赤崁樓)

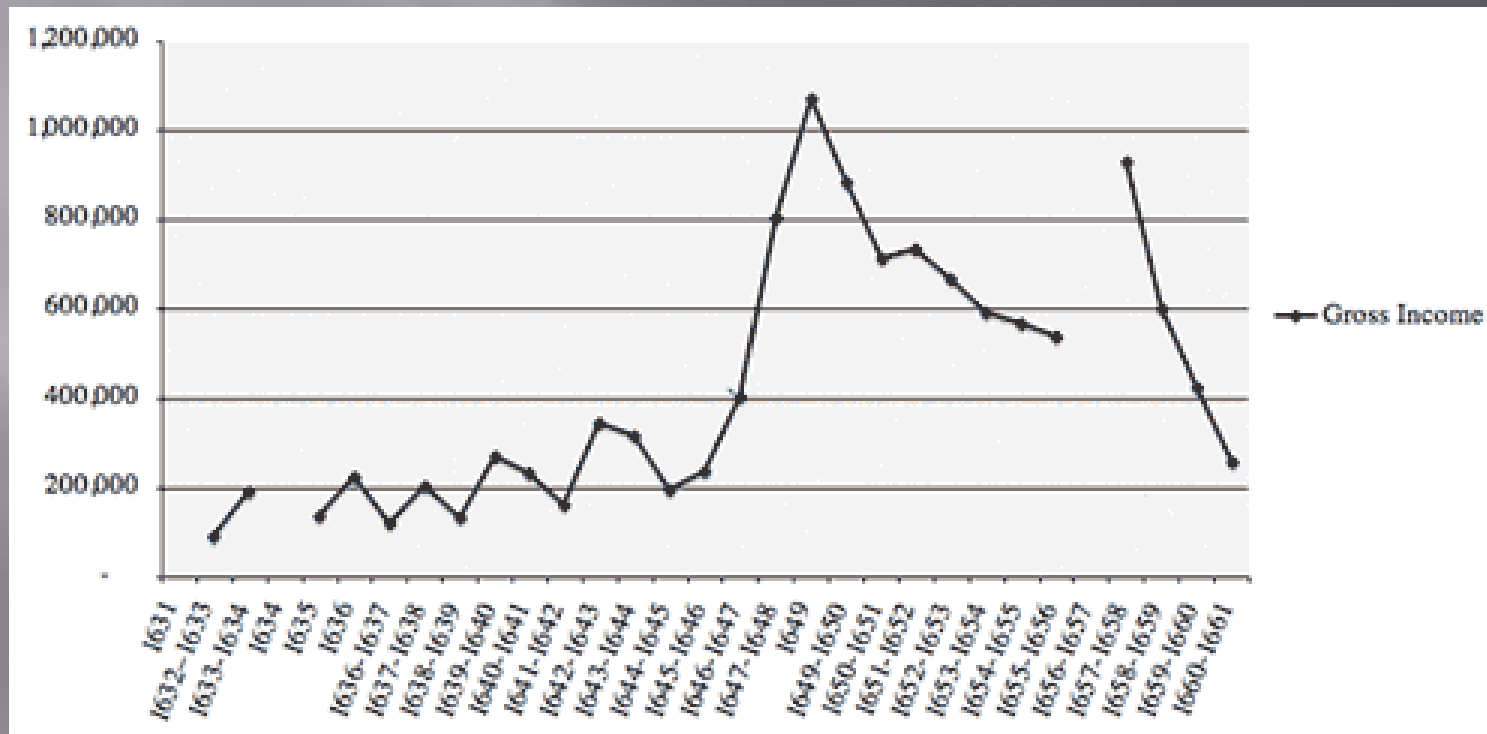




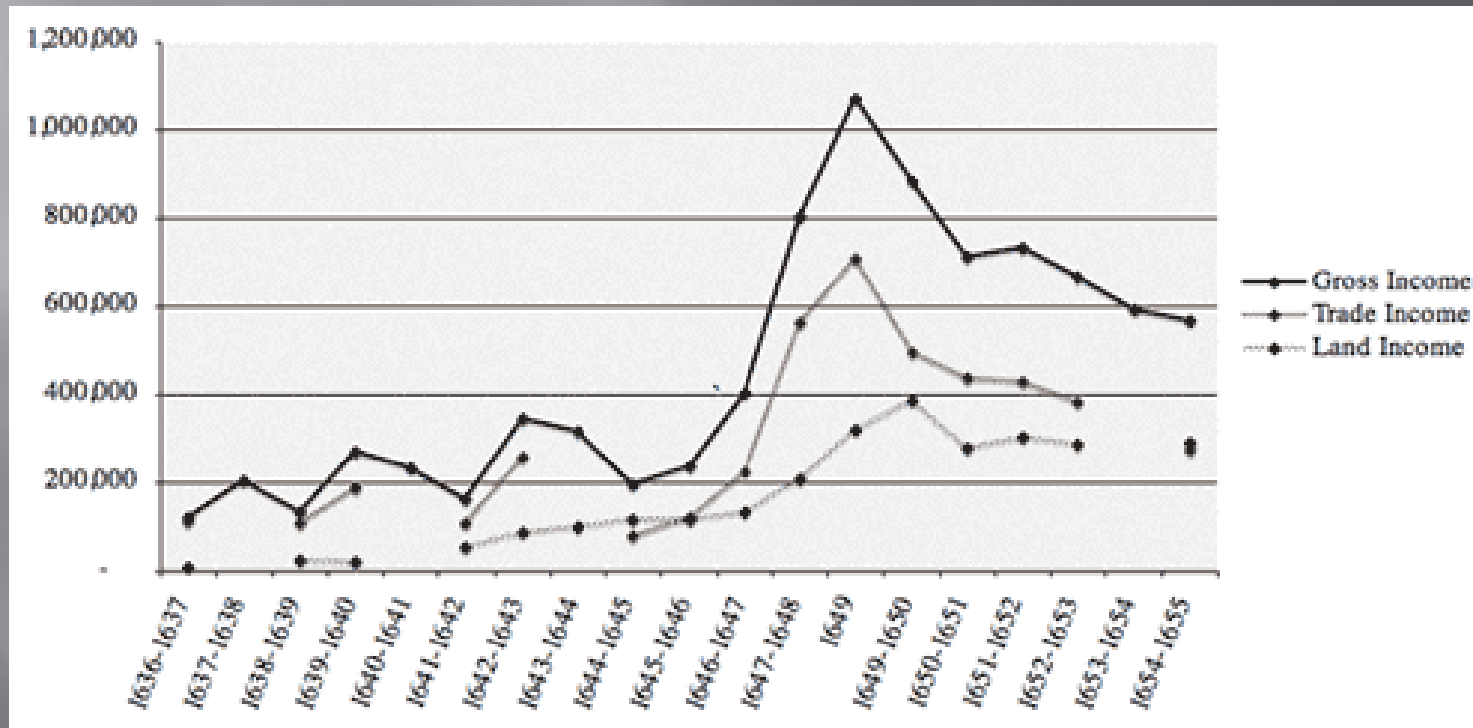
Príjem a výdaje Holanďanov na Taiwane, 1631–1661, v holands. florinoch

Rok	Celkový príjem	Príjem z obchodu	Príjem z pôdy	Rok	Celkový príjem	Príjem z obchodu	Príjem z pôdy
1631				1649	1,070,000	708,000	321,000
1632–1633	89,898			1649–1650	882,612	494,300	388,312
1633–1634	193,392			1650–1651	713,705	435,911	277,794
1634				1651–1652	731,562	429,382	302,181
1635	137,164			1652–1653	667,701	381,931	285,770
1636	223,808			1653–1654	593,625		
1636–1637	119,122	112,844	6,278	1654–1655	567,290	276,008	291,282
1637				1655–1656	536,255		
1637–1638	203,322			1656–1657			
1638				1657–1658	930,154		
1638–1639	132,623	107,406	24,494	1658–1659	598,800		
1639				1659–1660	425,352		
1639–1640	268,933	187,607	21,324	1660–1661	257,049		
1640							
1640–1641	233,096						
1641							
1641–1642	162,350	109,464	52,887				
1642							
1642–1643	346,485	258,007	88,478				
1643							
1643–1644	318,038		98,500				
1644							
1644–1645	194,933	77,714	117,220				
1645							
1645–1646	238,284	122,871	115,413				
1646							
1646–1647	402,343	224,246	135,049				
1647							
1647–1648	806,239	561,189	207,844				

Celkový hrubý příjem, 1631–1661, vo florinoch



Príjem z pôdy vs. Príjem z obchodu, 1637–1655,



Zhèng Zhīlóng 鄭芝龍, 1604 – 1661

Zhèng Chénggōng 鄭成功, 1624 - 1662



Zhèng Jīng 鄭經, 1642 - 1681