

第3課 | L E S S O N 3

デートの約束 Making a Date

やく そく

会 話 Dialogue



Ⅰ Mary and Takeshi are talking.

- 1 たけし： メアリーさん、週末はたいてい何をしますか。
しゅうまつ なに
- 2 メアリー： そうですね。たいていうちで勉強します。でも、ときどき映画を見ま
べんきょう えいが み
- 3 す。
- 4 たけし： そうですか……じゃあ、土曜日に映画を見ませんか。
どようび えいが み
- 5 メアリー： 土曜日はちょっと……
どようび
- 6 たけし： じゃあ、日曜日はどうですか。
にちようび
- 7 メアリー： いいですね。

Ⅱ On Sunday morning, at Mary's host family's.

- 1 メアリー： おはようございます。
- 2 お母さん： おはよう。早いですね。
はや
- 3 メアリー： ええ、今日は京都に行きます。京都で映画を見ます。
きょうと きょうと えいが み
- 4 お母さん： いいですね。何時ごろ帰りますか。
なんじ かえ
- 5 メアリー： 九時ごろです。
くじ
- 6 お母さん： 晩ごはんは？
ばん はん
- 7 メアリー： 食べません。
た
- 8 お母さん： そうですか。じゃあ、行ってらっしゃい。
かあ
- 9 メアリー： 行ってきます。

I

Takeshi: Mary, what do you usually do on the weekend?

Mary: Let's see. I usually study at home. But I sometimes see movies.

Takeshi: I see . . . then, would you like to see a movie on Saturday?

Mary: Saturday is not a good day. (lit., Saturday is a little bit [inconvenient] . . .)

Takeshi: Then, how about Sunday?

Mary: That's fine.

II

Mary: Good morning.

Host mother: Good morning. You are early, aren't you?

Mary: Yes, I'm going to Kyoto today. I will see a movie in Kyoto.

Host mother: Good. Around what time will you come back?

Mary: Around nine.

Host mother: How about dinner?

Mary: I will not eat.

Host mother: I see. Well, have a nice day.

Mary: Good-bye.



単語
たんご



V o c a b u l a r y

N o u n s

Entertainment and Sports

| | | |
|-------|----|-------------------------------|
| * えいが | 映画 | movie |
| おんがく | 音楽 | music |
| ぎっし | 雑誌 | magazine |
| スポーツ | | sports |
| デート | | date (romantic, not calendar) |
| テニス | | tennis |
| テレビ | | TV |
| ビデオ | | video tape; VCR |

Foods and Drinks

| | | |
|---------|-----|---------------|
| あさごはん | 朝御飯 | breakfast |
| おさけ | お酒 | sake; alcohol |
| おちゃ | お茶 | green tea |
| コーヒー | | coffee |
| * ばんごはん | 晩御飯 | dinner |
| ハンバーガー | | hamburger |
| ひるごはん | 昼御飯 | lunch |
| みず | 水 | water |

Places

| | | |
|------------|----|-----------------------|
| いえ | 家 | home; house |
| * うち | | home; house; my place |
| LL エルエル | | language lab |
| がっこう | 学校 | school |

Time

| | | |
|---------|-----|----------|
| あさ | 朝 | morning |
| あした | | tomorrow |
| いつ | | when |
| * きょう | 今日 | today |
| * ~ごろ | | at about |
| こんばん | 今晚 | tonight |
| * しゅうまつ | 週末 | weekend |
| * どようび | 土曜日 | Saturday |
| * にちようび | 日曜日 | Sunday |

| | | |
|------|----|-------------|
| まいにち | 毎日 | every day |
| まいばん | 毎晩 | every night |

U - verbs

| | | |
|-------|----|--|
| * いく | 行く | to go (<i>destination</i> に/へ) |
| * かえる | 帰る | to go back; to return (<i>destination</i> に/へ) |
| きく | 聞く | to listen; to hear (～を) |
| のむ | 飲む | to drink (～を) |
| はなす | 話す | to speak; to talk (<i>language</i> を/で) |
| よむ | 読む | to read (～を) |

R u - verbs

| | | |
|-------|-----|--------------------------------------|
| おきる | 起きる | to get up |
| * たべる | 食べる | to eat (～を) |
| ねる | 寝る | to sleep; to go to sleep |
| * みる | 見る | to see; to look at; to watch (～を) |

Irregular Verbs

| | | |
|-----------|------|-----------------------------------|
| くる | 来る | to come (<i>destination</i> に/へ) |
| * する | | to do (～を) |
| * べんきょうする | 勉強する | to study (～を) |

Adjectives

| | | |
|-------|----|-------|
| * いい | | good |
| * はやい | 早い | early |

Adverbs

| | | |
|-----------------|----|-------------|
| あまり + negative | | not much |
| ぜんぜん + negative | 全然 | not at all |
| * たいてい | 大抵 | usually |
| * ちょっと | | a little |
| * ときどき | 時々 | sometimes |
| よく | | often; much |

Expressions

| | |
|---------|-----------------------------------|
| * そうですね | That's right.; Let me see. |
| * でも | but |
| * どうですか | How about . . . ?; How is . . . ? |

文 法 Grammar

1 Verb Conjugation

Verbs in Japanese conjugate, or take various shapes. In this lesson, we learn three forms: (1) the “dictionary forms,” (2) the present tense affirmative forms, and (3) the present tense negative forms.¹ There are two kinds of verbs that follow regular conjugation patterns, and an example of each is below.

| | <i>ru</i> -verb | <i>u</i> -verb |
|----------------------|-----------------|----------------|
| verb bases | <i>tabe</i> | <i>ik</i> |
| dictionary forms | 食べる (to eat) | 行く (to go) |
| present, affirmative | 食べます | 行きます |
| present, negative | 食べません | 行きません |
| stems | 食べ | 行き |

食べる belongs to the group of verbs called the “*ru*-verbs.” *Ru*-verbs are so called, because you add the suffix *ru* to the verb base (*tabe*, in the above example) to form the dictionary form. For the two long forms we learn in this lesson, you simply add the suffixes *masu* and *masen*, instead of *ru*, to the bases. We learn four *ru*-verbs in this lesson:

| | | | |
|-----------|----------|-----------|----------|
| 食べる た | 寝る ね | 起きる お | 見る み |
| 食べます た | 寝ます ね | 起きます お | 見ます み |

Another major group of verbs is called the “*u*-verbs.” The dictionary form of an *u*-verb like 行く can be broken down into the base (*ik* in the above example) and the suffix *u*. The long forms like 行きます and 行きません, then, are formed with the base plus suffixes *imasu* and *imasen*. You may find the *u*-verb conjugations slightly more difficult than the *ru*-verb conjugations, because of the extra vowel *i*. We learn six *u*-verbs in this lesson:

| | | | | | |
|-----------|-----------|------------|-----------|-----------|------------|
| 飲む の | 読む よ | 話す はな | 聞く き | 行く い | 帰る かえ |
| 飲みます の | 読みます よ | 話します はな | 聞きます き | 行きます い | 帰ります かえ |

¹The use of the term “dictionary forms” is by no means restricted to listings in a dictionary. They also appear in various constructions in actual sentences. We will learn their uses in later chapters. Don’t be misled by the names given to the long forms too; the “present tense” in Japanese can indicate both the “present” and the “future.” We will return to this issue in Section 2 below. For the moment, we will concentrate on the forms, not the meaning of these verbs.

In later lessons, we will have many opportunities to refer to the parts like 食べ and 行き, which come before ます and ません in the long forms. For the sake of ease of reference, we will call these parts (same as bases with *ru*-verbs, and bases plus *i* with *u*-verbs) “stems.”

In addition to *ru*-verbs and *u*-verbs, there are two “irregular verbs.” Note that the vowels in their bases are different in the short (dictionary) forms and the long forms.

| irregular verbs | | |
|----------------------|------------|--------------|
| dictionary forms | する (to do) | くる (to come) |
| present, affirmative | します | きます |
| present, negative | しません | きません |
| stems | し | き |

These two verbs are also used to form compound verbs. In this lesson, we learn the verb 勉強する, which conjugates just like the verb する.

It is important to remember which verb belongs to which conjugation class. It is a good idea, therefore, to memorize each verb as a set: instead of memorizing just the dictionary form, try to memorize the dictionary form *and* the present tense affirmative, like 行く—行きます. This is especially important with verbs that end with the *hiragana* る, because they may be irregular verbs like する and くる, or *ru*-verbs, or *u*-verbs whose bases just happen to end with the consonant *r*. If you know the verb classes and the rules that apply to them, you know why it is wrong to say ×見ります and ×帰ます.²

| | | |
|------------|-------------------------------|---|
| | 見る (= a <i>ru</i> -verb) | 帰る (= an <i>u</i> -verb that ends with る) |
| verb bases | <small>み</small> <i>mi</i> | <small>かえ</small> <i>kaer</i> |
| long forms | 見ます／見ません | 帰ります／帰りません |
| stems | <small>み</small> 見 | <small>かえ</small> 帰り |

²Things are not as bad as you might expect after reading the above paragraph. The key lies in the second from the last syllable in a dictionary form. The irregular verbs set aside, if you see the vowels *a*, *o*, or *u* right before the final る, you can be absolutely sure that they are *u*-verbs. (We have not learned any such verbs yet.) Unfortunately for us, the logic does not follow in the other direction; there are *ru*-verbs and *u*-verbs that have the vowels *i* and *e* before the final る. 寝る has the vowel *e* before る and is a *ru*-verb. 帰る, on the other hand, has the same sound sequence, but is an *u*-verb.

2 Verb Types and the “Present Tense”

In this lesson we learn about a dozen verbs that describe basic human actions. These are often called “action verbs,” and the “present tense” of these verbs either means (1) that a person habitually or regularly engages in these activities, or (2) that a person will, or is planning to, perform these activities in the future.

Habitual actions:

私はよくテレビを見ます。

I often watch TV.

メアリーさんはときどき朝ごはんを食べません。

Mary sometimes doesn't eat breakfast.

Future actions:

私はあした京都に行きます。

I will go to Kyoto tomorrow.

スーさんは今日うちに帰りません。

Sue will not return home today.

3 Particles

Nouns used in sentences generally must be followed by particles, which indicate the relations that the nouns bear to the verbs.³ In this lesson, we learn four particles: で, に, へ, and を.

で The particle で indicates where the event described by the verb takes place.⁴

図書館で本を読みます。

I will read books in the library.

うちでテレビを見ます。

I will watch TV at home.

に The particle に has many meanings, but here we will learn two: (1) the goal toward which things move, and (2) the time at which an event takes place.

(1) goal of movement

私は今日学校に行きません。

I will not go to school today.

私はうちに帰ります。

I will return home.

³In spoken language, particles are often “dropped.” We will learn more about such cases in Lesson 15.

⁴In later lessons, we will be introduced to verbs that require particles other than で to express location.

(2) time

日曜日に京都に行きます。 *I will go to Kyoto on Sunday.*
にちようび きょうと い

十一時に寝ます。 *I will go to bed at eleven.*
じゅういちじ ね

(Some time words stand alone, without the particle に tagging along, which will be discussed in Section 4 below.)

Approximate time references can be made by substituting ごろ or ごろに for に. Thus,

十一時ごろ(に)寝ます。 *I will go to bed at about eleven.*
じゅういちじ ね

へ The particle へ, too, indicates the goal of movement. The sentences in (1) above therefore can be rewritten using へ instead of に. Note that this particle is pronounced “e.”

私は今日学校へ行きません。 *I will not go to school today.*
わたし きょう がっこう い

私はうちへ帰ります。 *I will return home.*
わたし うち かえ

Note that へ may replace the particle に only in the goal-of-movement sense. The particle に for time references and other uses, which we will learn about in later lessons, cannot be so replaced.

を The particle を indicates “direct objects,” the kind of things that are directly involved in, or affected by, the event. Note that this particle is pronounced “o.”

コーヒーを飲みます。 *I drink coffee.*
の

テープを聞きます。 *I listen to tapes.*
き

テレビを見ます。 *I watch TV.*
み

4 Time Reference

You need the particle に with (1) the days of the week like “on Sunday,” and (2) numerical time expressions, like “at 10:42,” and “in September.”

日曜日に行きます。 *I will go on Sunday.*
にちようび い

十時四十二分に起きます。 *I get up at 10:42.*
じゅうしよんにふん お

九月に帰ります。
くがつ かえ

I will go back in September.

You do not use the particle に with (1) time expressions defined relative to the present moment, such as “today” and “tomorrow,” (2) expressions describing regular intervals, such as “every day,” and (3) the word for “when.”

あした来ます。
あした

I will come tomorrow.

毎晩テレビを見ます。
まいばん

I watch TV every evening.

いつ行きますか。
いつ

When will you go?

You normally do not use に with (1) the parts of a day, like “in the morning” and “at night,” and (2) the word for “weekend.” Unlike words like あした and 毎晩 above, however, these words are sometimes followed by に, depending on styles, emphases, and personal preferences.

朝(に)新聞を読みます。
あさ しんぶん

I read the newspaper in the morning.

週末(に)何をしますか。
しゅうまつ なに

What will you do on weekends?

5 ~ませんか

You can use ませんか (= the present tense negative verb, plus the question particle) to extend an invitation. It should be noted that its affirmative counterpart, ますか, cannot be so used. Thus a sentence like 昼ごはんを食べますか can only be construed as a question, not as an invitation.

昼ごはんを食べませんか。
ひる

What do you say to having lunch with me?

いいですね。

Sounds great.

テニスをしませんか。

Will you play tennis with me?

うーん、ちょっと。

Um, it's slightly (inconvenient for me at this moment).

6 Word Order

Japanese sentences are fairly flexible in the arrangement of elements that appear in them. Generally, sentences are made up of several noun-particle sequences followed by a verb or an adjective, which in turn is often followed by a sentence-final particle such as か, ね, or よ. Among the noun-particle sequences, their relative orders are to a large extent free.

A typical sentence, therefore, looks like the following, but several other arrangements of noun-particle sequences are also possible.

私は 今日 図書館で 日本語を 勉強します。
 わたし きょう としょかん にほんご べんきょう
 topic time place object verb

I will study Japanese in the library today.

私は よく 七時ごろ うちへ 帰ります。
 わたし よく しちじ うちへ かえ
 topic frequency time goal verb

I often go back home at around seven.

7 Frequency Adverbs

You can add a frequency adverb such as 毎日 (everyday), よく (often), and ときどき (sometimes) to a sentence to describe how often you do something.

私はときどき喫茶店に行きます。 *I sometimes go to a coffee shop.*
 わたし ときどき きつさてん いく

In this lesson, we also learn two adverbs which describe how *infrequent* an activity or an event is; ぜんぜん (never; not at all) and あまり (not often; not very much). These adverbs anticipate the negative at the end of the sentence. If you use ぜんぜん or あまり, in other words, you need to conclude the sentence with ません.

私はぜんぜんテレビを見ません。 *I do not watch TV at all.*
 わたし ぜんぜん テレビ み

たけしさんはあまり勉強しません。 *Takeshi does not study much.*
 たけしさん あまり べんきょう せん

8 The Topic Particle は

As we saw in Lesson 1, the particle は presents the topic of one's utterance ("As for item X, it is such that..."). It puts forward the item that you want to talk about and comment on. You may have noted that the topic phrases in sentences such as メアリーさんは三年生です (Mary is a third-year student), and 私の専門は日本語です (My major is Japanese language), are the subjects of those sentences. A topic phrase, however, need not be the subject of a sentence. We see three sentences in the dialogue of this lesson where nonsubject phrases are made topics with the help of the particle は.

メアリーさん、週末はたいてい何をしますか。
 メアリーさん しゅうまつは たいてい なにを しますか
Mary, what do you usually do on the weekend?

今日は京都に行きます。
きょうふ きょうと い
I'm going to Kyoto today.

In the above two examples, は promotes time expressions as the topic of each sentence. Its effects can be paraphrased like these: “Let’s talk about weekends; what do you do on weekends?” “Let me say what I will do today; I will go to Kyoto.”

晩ごはんは？
ばん はん
How about dinner?

食べません。
た
I will not eat.

In this example, は is used in directing the listener’s attention and thereby inviting a comment or completion of a sentence. You may also note that the broached topic, 晩ごはん, does not stand in subject relation to the verb, but is rather its direct object.

表現ノート

ひょうげん

Expression Notes ④

行く/来る▶ When you move to a place where the hearer is, you say “I’m coming.” in English. However in the same situation, 私は行きます is used in Japanese. 来る is a movement toward the place where the speaker is. 行く is a movement in a direction away from the speaker.



ちょっと▶ ちょっと literally means “a little,” “a bit,” “a small amount,” as in ちょっとください (Please give me a little) and ちょっと待ってください (Please wait for a moment). It is commonly used for a polite refusal. In this case, it means “inconvenient,” “impossible,” and so on. Japanese people don’t normally reject requests, suggestions, or invitations with いいえ (No), because it sounds too direct.

- A: 土曜日に映画を見ませんか。 *Will you see a movie on Saturday?*
どようび えいが み
- B: 土曜日は、ちょっと。 *Saturday is not convenient.*
どようび
(lit., Saturday is a little bit.)

練習 Practice

① 図書館で本を読みます

としょかん ほん よ

A. Change the following verbs into ~ます and ~ません. (㊦)

Example: たべる → たべます
たべる → たべません

1. のむ
2. きく
3. みる
4. する
5. はなす
6. いく
7. くる
8. かえる
9. ねる
10. よむ
11. おきる
12. べんきょうする

B. Look at the pictures below and make sentences using the cues. (㊦)

(a) Add the appropriate verbs to the following direct objects.

Example: 雑誌 → 雑誌を読みます。
ざっし ざっし よ

Ex. 雑誌
ざっし

(1) テープ

(2) テニス

(3) ハンバーガー



library/2:00



L.L./4:30



school/Saturday



McDonald's/5:00

(4) コーヒー

(5) テレビ

(6) 日本語

にほんご



coffee shop/3:00




home/tonight



college/every day


(b) Add the place to the above sentences.

Example: library → 図書館で雑誌を読みます。
としよかん さつし よ

C. Look at the pictures below and make sentences using the cues. 

Example: go to the post office → 郵便局に行きます。
ゆうびんきょく いく

Ex. go to the post office




1:00

(1) go to the library



3:00

(2) come to school



8:30

(3) come to the coffee shop




(4) return home



5:30

(5) return to the U. S.



tomorrow

D. Pair Work—Make questions, using verbs we have learned in this lesson.

Example: A : 図書館で雑誌を読みますか。
としよかん さつし よ

B : ええ、読みます。/ いいえ、読みません。
よ

E. Pair Work—Guessing game

Ask questions and find out the items your partner has chosen.

1. Before you start, both of you will choose one item in each row of the table and mark it.
2. In each row, using the verb and one of the four items, make a yes-or-no-question sentence and find out which item your partner has chosen.
3. You can ask at most two questions with one verb. If you have guessed correctly the item your partner has chosen, you score a point. Your partner will not give away the right answer when you ask a wrong question.
4. When you have asked questions about all the verbs in the table, switch roles with your partner and answer their questions.
5. Tabulate the score. You win the game if you have scored higher than your partner.

Example: A : 学校に行きますか。

B : いいえ、行きません。

A : 喫茶店へ行きますか。

B : はい、行きます。(A guessed what B marked, therefore A won.)

| | | | | |
|--------|-------------|-----------|-------------|---------------|
| ～に行きます | post office | school | coffee shop | library |
| ～を見ます | TV | movie | video | cartoon(まんが) |
| ～を飲みます | sake | green tea | water | coffee |
| ～を読みます | book | newspaper | magazine | Japanese book |
| ～をします | date | study | telephone | tennis |

I 何時に起きますか

なんじ お

A. Look at Mary's schedule and answer the following questions. (㊦)

Mary's Schedule

| | |
|-----------|---------------|
| 7:30 A.M. | get up |
| 8:00 | eat breakfast |
| 8:30 | go to school |
| 12:00 | eat lunch |
| 3:00 P.M. | drink coffee |
| 4:00 | play tennis |
| 5:00 | go home |
| 6:30 | eat dinner |
| 7:00 | watch TV |
| 8:00 | study |
| 11:30 | go to bed |

1. メアリーさんは何時に起きますか。
なんじ お
2. メアリーさんは何時に学校に行きますか。
なんじ がっこう い
3. メアリーさんは何時に昼ごはんを食べますか。
なんじ ひる た
4. メアリーさんは何時にコーヒーを飲みますか。
なんじ の
5. メアリーさんは何時にうちに帰りますか。
なんじ かえ
6. メアリーさんは何時に勉強しますか。
なんじ べんきょう
7. メアリーさんは何時に寝ますか。
なんじ ね

B. Pair Work—Ask your partner what time they do the following things.

Example: A: 何時に起きますか。
なんじ お

B: 八時に起きます。
はちじ お


Your partner's schedule

| time | |
|----------------|---------------|
| () | get up |
| () | eat breakfast |
| () | go to school |
| () | eat lunch |
| () | go home |
| () | go to bed |

C. Look at the pictures in I-B (p. 65) and I-C (p. 66), and add the time expressions to the sentences. (㊦)

Example: 2:00 → 二時に図書館で本を読みます。
にじ としょかん ほん よ

Ⅲ コーヒーを飲みませんか

A. Make suggestions using the cues below. 

Example: drink coffee → コーヒーを飲みませんか。

- | | | |
|----------------------|-------------------------|--------------------------|
| 1. see a movie | 2. come to my house | 3. play tennis |
| 4. eat dinner | 5. study in the library | 6. talk at a coffee shop |
| 7. drink tea at home | 8. listen to the music | |

B. Pair Work—Ask your friend out for the activities in the pictures.

Example: A : 映画を見ませんか。


B : いいですね。/ ううん、ちょっと……。

Ex.

(1)

(2)

(3)



(4)

(5)

(6)



Ⅳ 毎日本を読みます

まいにちほん よ

How often do you do the following activities? Answer the questions using the expressions below.

Example: Q: 本を読みますか。

ほん よ

A: ええ、よく読みます。/ いいえ、あまり読みません。

1. スポーツをしますか。
2. 雑誌を読みますか。
3. 図書館に行きますか。
4. 映画を見ますか。
5. コーヒーを飲みますか。
6. 日本の音楽を聞きますか。
7. 朝ごはんを食べますか。

| | | |
|------|---|------|
| 毎日 | } | ~ます |
| よく | | |
| ときどき | | |
| あまり | } | ~ません |
| ぜんぜん | | |

Ⅴ まとめの練習 (Review Exercises)

れんしゅう

A. Answer the following questions.

1. 何時に起きますか。
2. どこで勉強しますか。
3. いつテレビを見ますか。
4. スポーツをしますか。
5. 週末はどこに行きますか。
6. 朝、何を食べますか。
7. 今晚、何をしますか。
8. 毎晩、何時ごろ寝ますか。

B. Tell your classmates what your plans are today/tomorrow/on the weekend.

Example: 今日は二時にLLに行きます。三時に図書館で日本語を勉強します。
六時ごろうちに帰ります。

きょう に じ エルエル い さん じ としょかん にほんご べんきょう
ろく じ かえ

C. Class Activity—Find someone who . . .

name

- | | |
|-------------------------------|-------|
| 1. gets up at 7 o'clock. | _____ |
| 2. eats breakfast every day. | _____ |
| 3. speaks French. | _____ |
| 4. watches TV at home. | _____ |
| 5. listens to Japanese music. | _____ |
| 6. plays tennis. | _____ |

D. Suggest to a classmate that you do something together over the weekend. Use Dialogue I as a model.

Example: A : Bさんはテニスをしますか。

B : はい。

A : じゃあ、日曜日にテニスをしませんか。

B : 日曜日はちょっと……。

A : そうですか。じゃあ、土曜日はどうですか。

B : ええ、いいですね。