

あいさつ



Greetings

おはよう。



おはようございます。



こんにちは。



こんばんは。



さようなら。



おやすみなさい。



ありがとう。



ありがとうございます。



いいえ。

すみません。





おはよう。	Ohayoo.	Good morning.
おはよう ございます。	Ohayoo gozaimasu.	Good morning. (polite)
こんにちは。	Konnichiwa.	Good afternoon.
こんばんは。	Konbanwa.	Good evening.
さようなら。	Sayoonara.	Good-bye.
おやすみなさい。	Oyasuminasai.	Good night.
ありがとう。	Arigatoo.	Thank you.
ありがとう ございます。	Arigatoo gozaimasu.	Thank you. (polite)
すみません。	Sumimasen.	Excuse me.; I'm sorry.
いいえ。	lie.	No.; Not at all.
行ってきます。	Ittekimasu.	I'll go and come back.
行ってらっしゃい。	Itterasshai.	Please go and come back.
ただいま。	Tadaima.	I'm home.
おかえりなさい。	Okaerinasai.	Welcome home.
いただきます。	Itadakimasu.	Thank you for the meal. (before eating)
ごちそうさま。	Gochisoosama.	Thank you for the meal. (after eating)
はじめまして。	Hajimemashite.	How do you do?
どうぞ よろしく。	Doozo yoroshiku.	Nice to meet you.

表現ノート

ひょうげん

Expression Notes ①

おはよう/ありがとう▶ *Ohayoo* is used between friends and family members, while *ohayoo gozaimasu* is used between less intimate acquaintances, similarly with *arigatoo* and *arigatoo gozaimasu*. The rule of thumb is: if you are on a first-name basis with someone, go for the shorter versions. If you would address someone as Mr. or Ms., use the longer versions. To give a concrete example, the social expectation is such that students are to use the longer variants when they speak with a professor.

さようなら▶ There are several good-bye expressions in Japanese, the choice among which depends on the degree of separation. *Sayoonara* indicates that the speaker does not expect to see the person spoken to before she “turns a page in her life”; not until a new day arrives, or until fate brings the two together again, or until they meet again in the other world.

じゃあ、また。 Jaa, mata.
(between friends, expecting to see each other again fairly soon)

しつれいします。 Shitsureeshimasu.
(taking leave from a professor's office, for example)

いってきます。 Ittekimasu.
(leaving home)

すみません▶ *Sumimasen* means (1) “Excuse me,” to get another person's attention, (2) “I'm sorry,” to apologize for the trouble you have caused, or (3) “Thank you,” to show appreciation for what someone has done for you.

いいえ▶ *Iie* is primarily “No,” a negative reply to a question. In the dialogue, it is used to express the English phrase “Don't mention it,” or “You're welcome,” with which you point out that one is not required to feel obliged for what you have done for them.

いってらっしゃい/いってきます/ただいま/おかえりなさい▶ *Ittekimasu* and *itterasshai* is a common exchange used at home when a family member leaves. The person who leaves says *ittekimasu*, which literally means “I will go and come back.” And the family members respond with *itterasshai*, which means “Please go and come back.”

Tadaima and *okaeri* are used when a person comes home. The person who arrives home says *tadaima* (I am home right now) to the family members, and they respond with *okaerinasai* (Welcome home).

ねんしゅ P r a c t i c e

Act out the following situations with your classmates.

1. You meet your host family for the first time. Greet them.
2. It is one o'clock in the afternoon. You see your neighbor Mr. Yamada.
3. You come to class in the morning. Greet your teacher. Greet your friends.
4. On a crowded train, you stepped on someone's foot.
5. You dropped your book. Someone picked it up for you.
6. It is eight o'clock at night. You happen to meet your teacher at the convenience store.
7. You are watching TV with your host family. It is time to go to sleep.
8. You are leaving home.
9. You have come back home.
10. You are going to start eating.
11. You have finished eating.

第1課

だい いっ か

L E S S O N1

あたらしいともだち New Friends

かいわ Dialogue



Mary, an international student who just arrived in Japan, talks to a Japanese student.

I

- 1 ^{めありい}メアリー： すみません。いま なんじですか。
Mearii Sumimasen. Ima nanji desu ka.
- 2 たけし： じゅうにじはんです。
Takeshi Juuniji han desu.
- 3 ^{めありい}メアリー： ありがとう ございます。
Mearii Arigatoo gozaimasu.
- 4 たけし： いいえ。
Takeshi Iie.



II

- 1 たけし： あの、りゅうがくせいですか。
Takeshi Ano, ryuugakusee desu ka.
- 2 メアリー：^{めありい} ええ。^{ありぞな} アリゾナだいがくの がくせいです。
Mearii Ee. Arizona daigaku no gakusee desu.
- 3 たけし： そうですか。せんもんは なんですか。
Takeshi Soo desu ka. Senmon wa nan desu ka.
- 4 メアリー：^{めありい} にほんごです。いま にねんせい
Mearii Nihongo desu. Ima ninensee desu.

I

Mary: Excuse me. What time is it now?

Takeshi: It's half past twelve.

Mary: Thank you.

Takeshi: You're welcome.

II

Takeshi: Um . . . are you an international student?

Mary: Yes, I am a student at the University of Arizona.

Takeshi: I see. What is your major?

Mary: Japanese. I am a sophomore now.

た ん ご



V o c a b u l a r y

* あの	ano	um . . .
* いま	ima	now
えいご	eego	English (language)
* ええ	ee	yes
* がくせい	gakusee	student
* ~ご	. . . go	language ex. にほんご (<i>nihongo</i>) Japanese language
こうこう	kookoo	high school
ごご	gogo	P.M.
ごぜん	gozen	A.M.
~さい	. . . sai	. . . years old
~さん	. . . san	Mr./Ms. . . .
* ~じ	. . . ji	o'clock ex. いちじ (<i>ichiji</i>) one o'clock
~じん	. . . jin	people ex. にほんじん (<i>nihonjin</i>) Japanese people
せんせい	sensee	teacher; Professor . . .
* せんもん	senmon	major
* そうです	soo desu	That's right.
* だいがく	daigaku	college; university
でんわ	denwa	telephone
ともだち	tomodachi	friend
なまえ	namae	name
* なん/なに	nan/nani	what
* にほん	Nihon	Japan
* ~ねんせい	. . . nensee	. . . year student ex. いちねんせい (<i>ichinensee</i>) first-year student
はい	hai	yes
* はん	han	half ex. にじはん (<i>nijihan</i>) half past two
ばんごう	bangoo	number
* りゅうがくせい	ryuugakusee	international student
わたし	watashi	I

ADDITIONAL VOCABULARY

C o u n t r i e s

アメリカ あめりか	Amerika	U.S.A.
イギリス いぎりす	Igirisu	Britain
オーストラリア おースとらりあ	Oosutoraria	Australia
かんこく	Kankoku	Korea
スウェーデン すえーでん	Sueeden	Sweden
ちゅうごく	Chuugoku	China

M a j o r s

かがく	kagaku	science
アジアけんきゅう あじあけんきゅう	ajiakenkyuu	Asian studies
けいざい	keezai	economics
こくさいかんけい	kokusaikankee	international relations
コンピューター こんぴゅたあ	konpyuutaa	computer
じんるいがく	jinruigaku	anthropology
せいじ	seeji	politics
ビジネス びじねす	bijinesu	business
ぶんがく	bungaku	literature
れきし	rekishi	history

O c c u p a t i o n s

しごと	shigoto	job; work; occupation
いしゃ	isha	doctor
かいしゃいん	kaishain	office worker
こうこうせい	kookoosee	high school student
しゅふ	shufu	housewife
だいがくいんせい	daigakuinsee	graduate student
だいがくせい	daigakusee	college student
べんごし	bengoshi	lawyer

F a m i l y

おかあさん	okaasan	mother
おとうさん	otoosan	father
おねえさん	oneesan	older sister
おにいさん	oniisan	older brother
いもうと	imooto	younger sister
おとうと	otooto	younger brother

ぶんぽう Grammar

I XはYです

“It is 12:30.” “I am a student.” “My major is the Japanese language.” These sentences will all be translated into Japanese using an appropriate noun and the word *desu*.

～です。 *It is . . .*

じゅうにじはんです。 *(It) is half past twelve.*
Juuniji han desu.

がくせいです。 *(I) am a student.*
Gakusee desu.

にほんごです。 *(My major) is the Japanese language.*
Nihongo desu.

Note that none of these sentences has a “subject,” like the “it,” “I,” and “my major” found in their English counterparts. Sentences without subjects are very common in Japanese; Japanese speakers actually tend to omit subjects whenever they think it is clear to the listener what or who they are referring to.

What are we to do, then, when it is not clear what is being talked about? To make explicit what we are talking about, we can say:

_____ は にほんごです。 _____ *is the Japanese language.*
wa nihongo desu.

Where _____ stands for the thing that is talked about, or the “topic,” which is later in the sentence identified as *nihongo*. For example,

せんもんは にほんごです。 *(My) major is the Japanese language.*
Senmon wa nihongo desu.

Similarly, one can use the pattern *X wa Y desu* to identify a person or a thing X as item Y.

XはYです。 *X is Y. As for X, it is Y.*

わたしは ^{すう}スー・^{きむ}キムです。 *I am Sue Kim.*
Watashi wa Suu Kimu desu.

やましたさんは せんせいです。
Yamashita san wa sensee desu.

Mr. Yamashita is a teacher.

メアリーさんは アメリカじんです。
Mearii san wa amerikajin desu.

Mary is an American.

Wa is a member of the class of words called “particles.” So is the word *no*, which we will turn to later in this lesson. Particles attach themselves to phrases and indicate how the phrases relate to the rest of the sentence.

Note also that nouns like *gakusee* and *sensee* in the above examples stand alone, unlike their English translations “student” and “teacher,” which are preceded by “a.” In Japanese, there is no item that corresponds to “a,” nor is there any item that corresponds to the plural “-s” at the end of a noun. Without background situations, a sentence like *gakusee desu* is therefore ambiguous between the singular and the plural interpretations; it may mean “We are/you are/they are students,” as well as “I am/you are/she is a student.”

2 Question Sentences

It is very easy to form questions in Japanese. Basically, all you need to do is add *ka* at the end of a statement.

りゅうがくせい
Ryuugakusee desu.

(I am) an international student.

りゅうがくせい
Ryuugakusee desu ka.¹

(Are you) an international student?

The above sentence, *Ryuugakusee desu ka*, is a “yes/no” question. Question sentences may also contain a “question word” like *nan*² (what). In this lesson, we learn how to ask, and answer, questions using the following question words: *nanji* (what time), *nansai* (how old), *nannensee* (what year in school). Note carefully that the order of words in a sentence may be quite different from what you find in your language.

せんもんは なんですか。
Senmon wa nan desu ka.

What is your major?

(せんもんは) えいごです。
(Senmon wa) eego desu.

(My major) is English.

¹It is not customary to write a question mark at the end of a question sentence in Japanese.

²The Japanese question word for “what” has two pronunciations: *nan* and *nani*. *Nan* is used immediately before *desu* or before a “counter” like *ji* (o’clock). The other form, *nani*, is used before a particle. *Nani* is also used in the combination *nanijin* (person of what nationality).

いま なんじですか。

Ima nanji desu ka.

What time is it now?

(いま) くじです。

(Ima) kuji desu.

It is nine o'clock.

メアリーさんは なんさいですか。

Mearii san wa nansai desu ka.

How old are you, Mary?

じゅうきゅうさいです。

Juukyusai desu.

I'm nineteen years old.

なんねんせいですか。

Nannensee desu ka.

What year are you in college?

にねんせいです。

Ninensee desu.

I'm a sophomore.

でんわばんごうは なんですか。

Denwa bangoo wa nan desu ka.

What is your telephone number?

186の7343です。

Ichi hachi roku no nana san yon san desu.

It is 186-7343.

3 noun₁の noun₂

No is a particle that connects two nouns. The phrase *Toozai daigaku no gakusee* means “(a) student at Tozai University.” The second noun *gakusee* provides the main idea³ (being a student) and the first one *Toozai daigaku* makes it more specific (not a high school, but a college student). *No* is very versatile. In the first example below, it acts like the possessive (“x’s”) in English, but that is not the only role *no* can play. See how it connects two nouns in the following examples.

たけしさんの でんわばんごう
Takeshi san no denwa bangoo

Takeshi's phone number

だいがくの せんせい
daigaku no sensee

a college professor

にほんごの がくせい
nihongo no gakusee

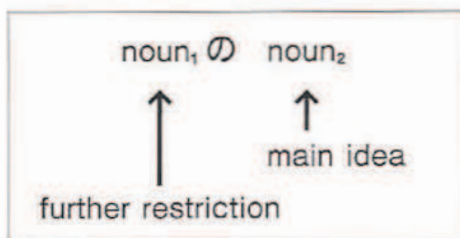
a student of the Japanese language

にほんの だいがく
nihon no daigaku

a college in Japan

Observe that in the first two examples, the English and Japanese words are arranged in the same order, while in the last two, they are in the opposite order. Japanese seems to be more consistent in arranging ideas here; the main idea always comes at the end, with any further description placed before it.

³Here is what we mean by the “main idea.” In the phrase *Takeshi san no denwa bangoo* (Takeshi’s phone number), the noun *denwa bangoo* (phone number) is the main idea, in the sense that if something is Takeshi’s phone number, it is a phone number. The other noun *Takeshi san* is not the main idea, because Takeshi’s phone number is not Takeshi.



A phrase of the form “noun₁ no noun₂” acts more or less like one big noun. You can put it wherever you can put a noun, as in the following example:

たけしさんの おかあさん は こうこうの せんせい です。

Takeshi san no okaasan wa kookoo no sensee desu.

Takeshi's mother is a high school teacher.

表現ノート

ひょうげん

Expression Notes ②

あの▶ *Ano* indicates that you have some reservations about saying what you are going to say next. You may be worried about interrupting something someone is currently doing, or sounding rude and impolite for asking personal questions, for example.

はい/ええ▶ Both *hai* and *ee* mean “yes” in response to yes-no questions. Compared to *hai*, *ee* is more conversational and relaxed. In more informal situations, *un* is used.

Hai is also used to respond to a knock at the door or to the calling of one's name, meaning “Here,” as follows. (*Ee* cannot be replaced in this case.)

Teacher: ^{すみす}スミスさん? *Mr. Smith?*
Sumisu san?

Student: はい。 *Here.*
Hai

そうですか▶ *Soo desu ka* acknowledges that you have understood what was just said. “Is that so?” or “I see.”

Pronunciation of は▶ The particle は is pronounced “*wa*,” not “*ha*.” It should be written with は. All other instances of “*wa*” are written with わ.

わたしの でんわばんごうは 37-8667です。
 Watashi no denwa bangoo wa san nana no hachi roku roku nana desu.
 My telephone number is 37-8667.

There are a few exceptions, such as *konnichiwa* (good afternoon) and *konbanwa* (good evening). They are usually written with こんにちは and こんばんは.

Numbers ▶ Many number words have more than one pronunciation. Refer to the table at the end of this book for a general picture.

- 0 ^{ゼロ} ゼロ and れい are both commonly used.
- 1 いち, but pronounced as いっ in いっぶん (one minute) and いっさい (one-year old).
- 2 に all the time. When you are reading out each digit separately, as when you give your phone number, it may be pronounced with a long vowel, as にい.
- 3 さん all the time. The part that follows it may change shape, as in さんぶん, instead of さんふん.
- 4 よん is the most basic, but fourth-year student is よねんせい and four o'clock is よじ. In some combinations that we will later learn, it is read as し (as in しがつ, April). The part that follows this number may change shape too, as in よんぶん.
- 5 ご all the time. When read out separately, it may be pronounced with a long vowel, as ごう.
- 6 ろく, but pronounced as ろっ in ろっぶん.
- 7 なな is the most basic, but seven o'clock is しちじ.
- 8 はち, but usually pronounced as はっ in はっぶん and はっさい.
- 9 きゅう is the most basic, but nine o'clock is くじ.
- 10 じゅう, but pronounced as じゅっ in じゅっぶん and じゅっさい.

Giving one's telephone number ▶ The particle *no* is usually placed in between the local exchange code and the last four digits. Therefore, the number 012-345-6789 is *zero ichi ni, san yon go no, roku nana hachi kyuu*.

せんせい ▶ The word *sensee* is usually reserved for describing somebody else's occupation. *Watashi wa sensee desu* makes sense, but may sound slightly arrogant, because the word *sensee* actually means an "honorable master." If you (or a member of your family) are a teacher, and if you want to be really modest, you can use the word *kyooshi* instead.

さん ▶ *San* is placed after a name as a generic title. It goes both with a given name and a family name. Children are referred to as *chan* (and boys in

particular as *kun*), rather than as *san*. Professors and doctors are usually referred to with the title *sensee*. *San* and other title words are never used in reference to oneself.

Referring to the person you are talking to ▶ The word for “you,” *anata*, is not very commonly used in Japanese. Instead, we use the name and a title like *san* and *sensee* to refer to the person you are talking to. Therefore, a sentence like “Ms. Hart, are you Swedish?” should be:

はあとさんは スウェーデンじんですか。

Haato san wa sueedenjin desu ka.

instead of はあとさん、あなたは スウェーデンじんですか。
Haato san, anata wa sueedenjin desu ka.

Japanese names ▶ When Japanese give their name, they say their family name first and given name last. Usually, they don't have middle names. When they introduce themselves, they often say only their family name. Here are some typical Japanese names.

Family name	Given name	
	Men	Women
さとう Satoo	ひろし Hiroshi	ゆうこ Yuuko
すずき Suzuki	いちろう Ichiroo	めぐみ Megumi
たかはし Takahashi	けんじ Kenji	くみこ Kumiko
たなか Tanaka	ゆうき Yuuki	なおみ Naomi
いとう Itoo	まさひろ Masahiro	きょうこ Kyooko

れんしゅう P r a c t i c e

① すうじ (Numbers)



0	ぜろ ゼロ / れい zero ree		
1	いち ichi	11	じゅういち juuichi
2	に ni	12	じゅうに juuni
3	さん san	13	じゅうさん juusan
4	よん / し / (よ) yon shi (yo)	14	じゅうよん / じゅうし juuyon juushi
5	ご go	15	じゅうご juugo
6	ろく roku	16	じゅうろく juuroku
7	なな / しち nana shichi	17	じゅうなな / じゅうしち juunana juushichi
8	はち hachi	18	じゅうはち juuhachi
9	きゅう / く kyuu ku	19	じゅうきゅう / じゅうく juukyuu juuku
10	じゅう juu	20	にじゅう nijuu
		30	さんじゅう sanjuu
		40	よんじゅう yonjuu
		50	ごじゅう gojuu
		60	ろくじゅう rokujuu
		70	ななじゅう nanajuu
		80	はちじゅう hachijuu
		90	きゅうじゅう kyuujuu
		100	ひゃく hyaku

A. Read the following numbers.

- (a) 5 (b) 9 (c) 7 (d) 1 (e) 10
(f) 8 (g) 2 (h) 6 (i) 4 (j) 3

B. Read the following numbers.

- (a) 45 (b) 83 (c) 19 (d) 76 (e) 52
(f) 100 (g) 38 (h) 61 (i) 24 (j) 97

C. What are the answers?

- (a) 5+3 (b) 9+1 (c) 3+4 (d) 6-6 (e) 10+9 (f) 8-7 (g) 40-25

Ⅰ じかん (Time)



いちじ ichiji	にじ niji	さんじ sanji	よじ yoji	ごじ goji
ろくじ rokuji	しちじ shichiji	はちじ hachiji	くじ kuji	じゅうじ juuji
じゅういちじ juuichiji	じゅうにじ juuniji	いちじはん ichiji han		

A. Look at the following pictures and answer the questions.

Example: Q: いま なんじですか。
Ima nanji desu ka.

A: いちじはんです。
Ichiji han desu.



(1)



(2)



(3)



(4)




(5)



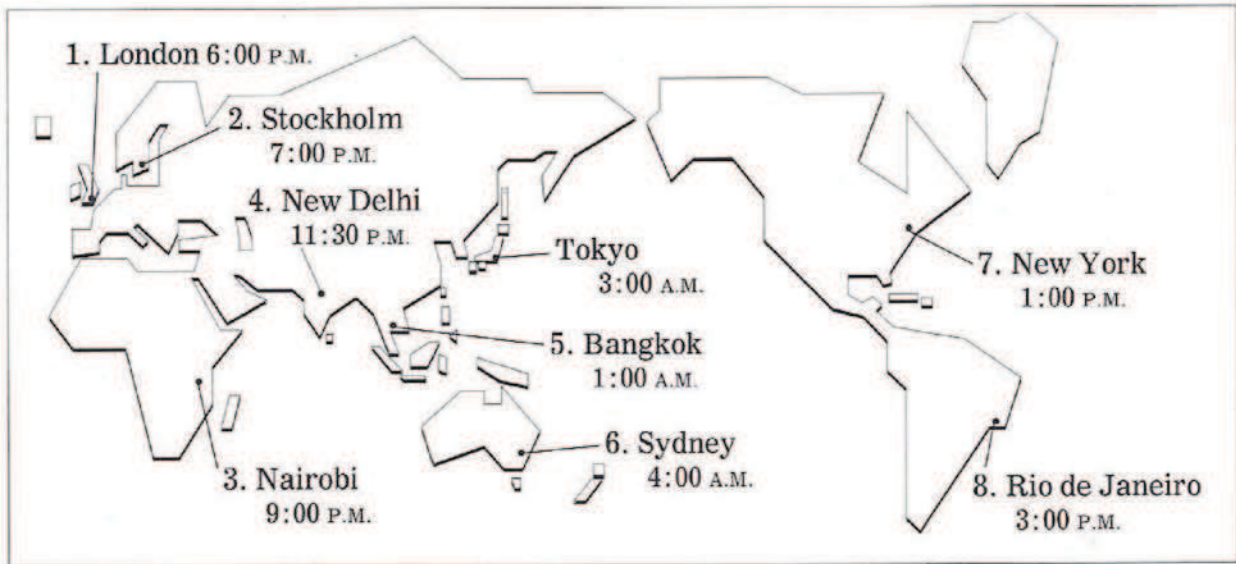
(6)




B. Answer the questions. 

Example: Q : どうきょうは いま なんじですか。
Tookyoo wa ima nanji desu ka.

A : ごぜん きんじです。
Gozen sanji desu.




Ⅲ でんわばんごう (Telephone Numbers)

A. Read the following people's telephone numbers. 

Example: やました 283-9547 → にはちさんの きゅうごよんなな
Yamashita ni hachi san no kyuugo yon nana

- | | |
|---|----------|
| 1. <small>めありい</small>
メアリー
Mearii | 951-0326 |
| 2. たけし
Takeshi | 362-4519 |
| 3. <small>すう</small>
スー
Suu | 691-4236 |
| 4. <small>ろばあと</small>
ロバート
Robaato | 852-1032 |

B. Pair Work—Read the dialogue below with your partner. 

A : でんわばんごうは なんですか。
Denwa bangoo wa nan desu ka.

B : 283-9547です。
Ni hachi san no kyuugo yon nana desu.

- A : 283-9547ですね。
Ni hachi san no kyuu go yon nana desu ne.
- B : はい、そうです。
Hai, soo desu.

C. Group Work—Use the dialogue above and ask three classmates their telephone numbers.

name	telephone number
()	()
()	()
()	()

Ⅳ にほんごの がくせい

Translate the following phrases into Japanese using の (no). ◻

Example: student of the Japanese language → にほんごの がくせい
nihongo no gakusee

- | | |
|-------------------------------------|--|
| 1. my teacher | 2. my telephone number |
| 3. my name | 4. Takeshi's major |
| 5. Mary's friend | 6. student of the University of London |
| 7. teacher of the Japanese language | 8. high school teacher |

Ⅴ ^{めありい}メアリーさんは ^{あめりか}アメリカじんです

Look at the chart on the next page and describe each person using the cues in (a) through (e). ◻

- | | | | |
|-------------------------|----------------------------------|--|---------------------------------|
| 1. たけしさん
Takeshi san | 2. ^{すう} スーさん
Suu san | 3. ^{ろばあと} ロバートさん
Robaato san | 4. やましたせんせい
Yamashita sensee |
|-------------------------|----------------------------------|--|---------------------------------|

(a) nationality

Example: ^{めありい}メアリーさん → ^{めありい}メアリーさんは ^{あめりか}アメリカじんです。
Mearii san Mearii san wa amerikajin desu.

(b) year in school

Example: ^{めありい}メアリーさん → ^{めありい}メアリーさんは にねんせい
Mearii san Mearii san wa ninensee desu.

(c) age


Example: ^{めありい}メアリーさん → ^{めありい}メアリーさんは ^{じゅうきゅうさい}じゅうきゅうさいです。
 Mearii san Mearii san wa juukyuu sai desu.

(d) school

Example: ^{めありい}メアリーさん → ^{めありい}メアリーさんは ^{ありぞな}アリゾナだいがくの
 Mearii san Mearii san wa Arizona daigaku no
 がくせいです。
 gakusee desu.

(e) major

Example: ^{めありい}メアリーさん → ^{めありい}メアリーさんの ^{せんもん}せんもんは ^{にほんご}にほんごです。
 Mearii san Mearii san no senmon wa nihongo desu.



	Hart, Mary	きむらたけし Kimura Takeshi	Kim, Sue	Smith, Robert	やましたせんせい Yamashita sensee
Nationality	American	Japanese	Korean (かんこくじん) kankokujin	British (イギリスじん) igirisujin	Japanese
Year	2nd year	4th year	3rd year	4th year	
Age	19	22	20	22	47
School	U. of Arizona	Tozai Univ.	Seoul Univ.	U. of London	Tozai Univ.
Major	Japanese	history (れきし) rekishi	computer (コンピューター) konpyuutaa	business (ビジネス) bijinesu	(Japanese teacher)

B. Pair Work—Ask and answer questions using the given cues.

Example 1: ^{めありい}メアリーさん / ^{あめりか}アメリカじん
 Mearii san amerikajin

Q: ^{めありい}メアリーさんは ^{あめりか}アメリカじんですか。
 Mearii san wa amerikajin desu ka.

A: ええ、そうです。
 Ee, soo desu.


Example 2: ^{めありい}メアリーさん / ^{さんねんせい}さんねんせい
 Mearii san sannensee

Q: ^{めありい}メアリーさんは ^{さんねんせい}さんねんせいですか。
 Mearii san wa sannensee desu ka.

A: いいえ、^{にねんせい}にねんせいです。
 Iie, ninensee desu.

1. ^{めありい}メアリーさん / ^{ありぞな}アリゾナ ^{だいがくの}だいがくの ^{がくせい}がくせい
 Mearii san Arizona daigaku no gakusee
2. ^{めありい}メアリーさん / ^{いちねんせい}いちねんせい
 Mearii san ichinensee
3. ^{たけし}たけしさん / ^{にほんじん}にほんじん
 Takeshi san nihonjin
4. ^{たけし}たけしさん / ^{にほんだいがくの}にほんだいがくの ^{がくせい}がくせい
 Takeshi san Nihon daigaku no gakusee
5. ^{たけし}たけしさん / ^{じゅうきゅうさい}じゅうきゅうさい
 Takeshi san juukyusai
6. ^{すう}スーさん / ^{すええでん}スウェーデンじん
 Suu san sueedenjin
7. ^{すう}スーさんの ^{せんもん}せんもん / ^{けいざい}けいざい (economics)
 Suu san no senmon keezai
8. ^{ろばあど}ロバートさんの ^{せんもん}せんもん / ^{びじねす}ビジネス
 Robaato san no senmon bijinesu
9. ^{ろばあど}ロバートさん / ^{よねんせい}よねんせい
 Robaato san yonensee
10. ^{ろばあど}ロバートさん / ^{にじゅういっさい}にじゅういっさい
 Robaato san nijuuissai
11. ^{やました}やましたせんせい / ^{にほんじん}にほんじん
 Yamashita sensee nihonjin
12. ^{やました}やましたせんせい / ^{はわい}ハワイ ^{だいがくの}だいがくの ^{せんせい}せんせい
 Yamashita sensee Hawai daigaku no sensee

⑥ おとうさんは かいしゃいんです

A. Look at the chart below and describe each person with regard to (a) and (b). 

1. ^{おかあさん}おかあさん 2. ^{おにいさん}おにいさん 3. ^{いもうと}いもうと
 okaasan oniisan imooto


(a) occupation/school

Example: おとうさん → ^{めありい}メアリーさんの ^{おとうさん}おとうさんは ^{かいしゃいん}かいしゃいんです。
 otoosan Mearii san no otoosan wa kaishain desu.

(b) age

Example: おとうさん → ^{めありに}メアリーさんの おとうさんは よんじゅうはっさいです。
 otoosan Mearii san no otoosan wa yonjuuhassai desu.

Mary's host family



	おとうさん otoosan (father)	おかあさん okaasan (mother)	おにいさん oniisan (elder brother)	いもうと imooto (younger sister)
Occupation/ School	かいしゃいん kaishain (works for a company)	しゅふ shufu (housewife)	だいがくいんせい daigakuinsee (graduate student)	こうこうせい kookoosee (high school student)
Age	48	45	23	16

B. Answer the questions using the chart above.

- おとうさんは かいしゃいんですか。
Otoosan wa kaishain desu ka.
- おとうさんは なんさいですか。
Otoosan wa nansai desu ka.
- おかあさんは せんせいですか。
Okaasan wa sensee desu ka.
- おかあさんは なんさいですか。
Okaasan wa nansai desu ka.
- おにいさんは かいしゃいんですか。
Oniisan wa kaishain desu ka.
- おにいさんは なんさいですか。
Oniisan wa nansai desu ka.
- いもうとは だいがくせいんですか。
Imooto wa daigakusee desu ka.
- いもうとは なんさいですか。
Imooto wa nansai desu ka.

Ⅶ まとめの れんしゅう (Review Exercises)

A. Class Activity—Ask five classmates questions and fill in the chart below.

Example questions:

- おなまえは？ (What is your name?)
Onamae wa?
- どこから きましたか。 (Where do you come from?)
Doko kara kimashita ka.
- しごと (occupation) は 何ですか。
Shigoto wa nan desu ka.
- なんねんせいですか。
Nannensee desu ka.
- なんさいですか。
Nansai desu ka.
- せんもんは 何ですか。
Senmon wa nan desu ka.

Name	Nationality	Occupation/ School	Age	Major, etc.

B. Self-introduction—Introduce yourself to the class.

Example:



はじめまして。メアリー・ハートです。
Hajimemashite. Mearii Haato desu.
アリゾナだいがくのがくせいです。いま
Arizona daigaku no gakusee desu. Ima
にねんせいです。せんもんは にほんごです。
ninensee desu. Senmon wa nihongo desu.
じゅうきゅうさいです。どうぞ よろしく。
Juukyusai desu. Doozo yoroshiku.

C. Class Activity—Ask your classmates what their majors are, and find someone who has the following major.

Example: Q : せんもんは なんですか。
Senmon wa nan desu ka.

A : にほんごです。
Nihongo desu.

name

1. Japanese

2. economics

3. English

4. history

5. business

じかん・とし

Time / Age

Time

hours

1	いちじ ichiji
2	にじ niji
3	さんじ sanji
4	よじ yoji
5	ごじ goji
6	ろくじ rokuji
7	しちじ shichiji
8	はちじ hachiji
9	くじ kuji
10	じゅうじ juuji
11	じゅういちじ juuichiji
12	じゅうにじ juuniji

minutes

1	いっぶん ippun	11	じゅういっぶん juuippun
2	にぶん nifun	12	じゅうにぶん juunifun
3	さんぶん sanpun	13	じゅうさんぶん juusanpun
4	よんぶん yonpun	14	じゅうよんぶん juuyonpun
5	ごぶん gofun	15	じゅうごぶん juugofun
6	ろっぶん roppun	16	じゅうろっぶん juuroppun
7	ななぶん nanafun	17	じゅうななぶん juunanafun
8	はっぶん / はちぶん happun hachifun	18	じゅうはっぶん / juuhappun
9	きゅうぶん kyuufun		じゅうはちぶん juuhachifun
10	じゅうぶん juppun	19	じゅうきゅうぶん juukyufun
		20	にじゅうぶん nijuppun
		30	さんじゅうぶん sanjuppun

Age なんさいですか。 / おいくつですか。 (How old are you?)
Nansai desu ka. Oikutsu desu ka.

The counter suffix ~さい is used to indicate “-years old.”

1	いっさい issai	5	ごさい gosai	9	きゅうさい kyuusai
2	にさい nisai	6	ろくさい rokusai	10	じゅうさい jussai
3	さんさい sansai	7	ななさい nanasai	11	じゅういっさい juuissai
4	よんさい yonsai	8	はっさい hassai	20	はたち* hatachi

*For 20 years old, はたち (*hatachi*) is usually used, although にじゅうさい (*nijussai*) can be used.