

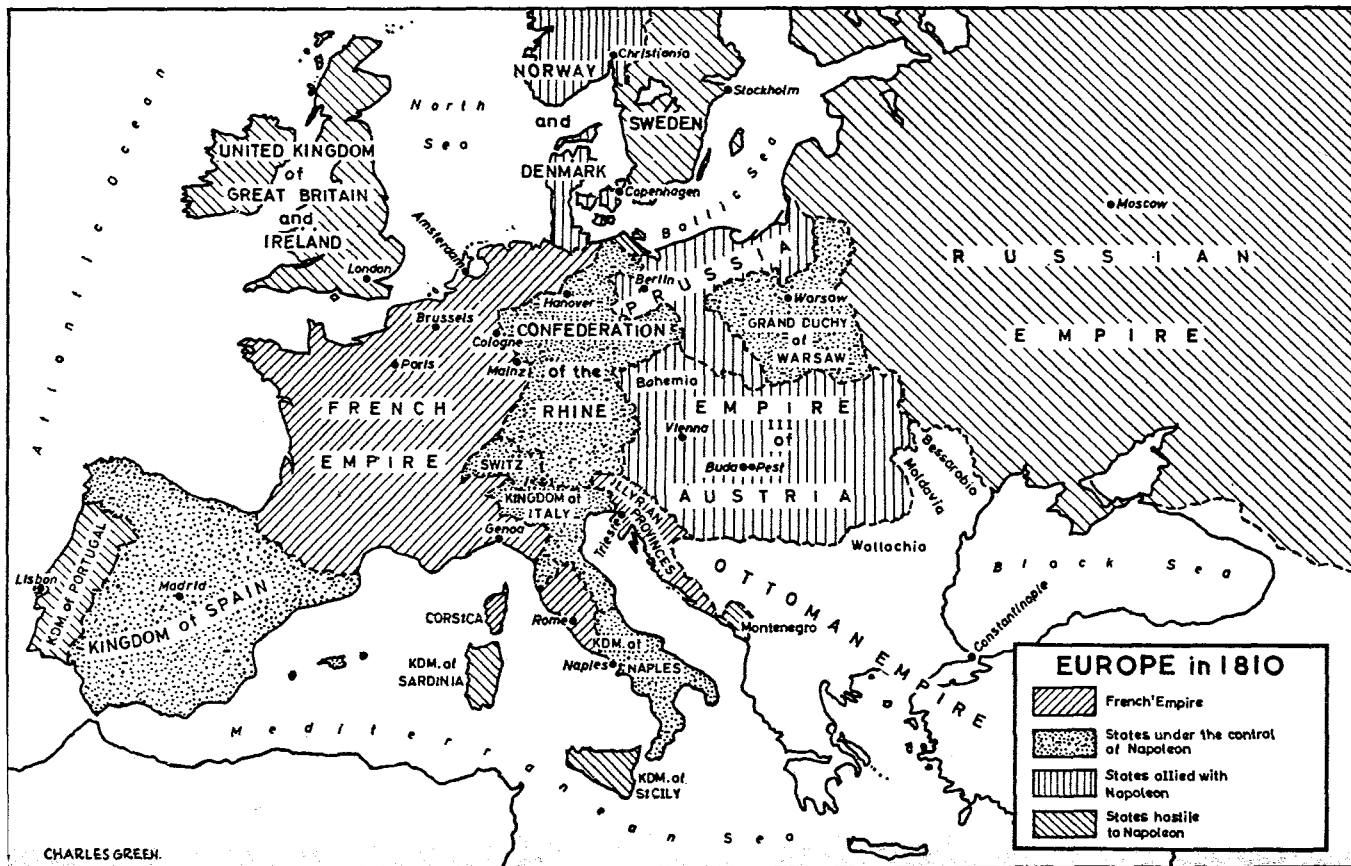






EUROPE in 1789

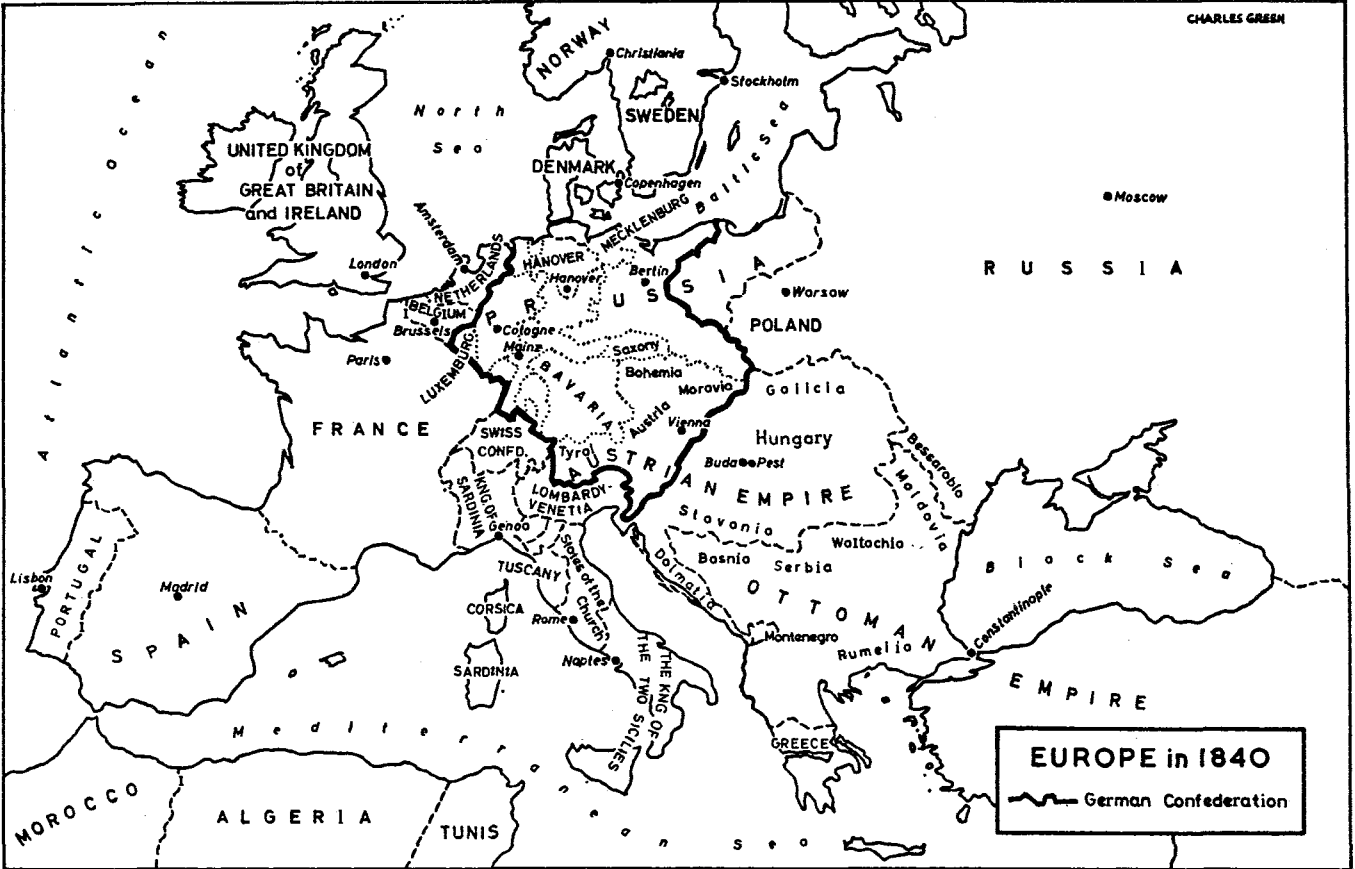
-  Kingdom of Prussia
-  Habsburg Dominions



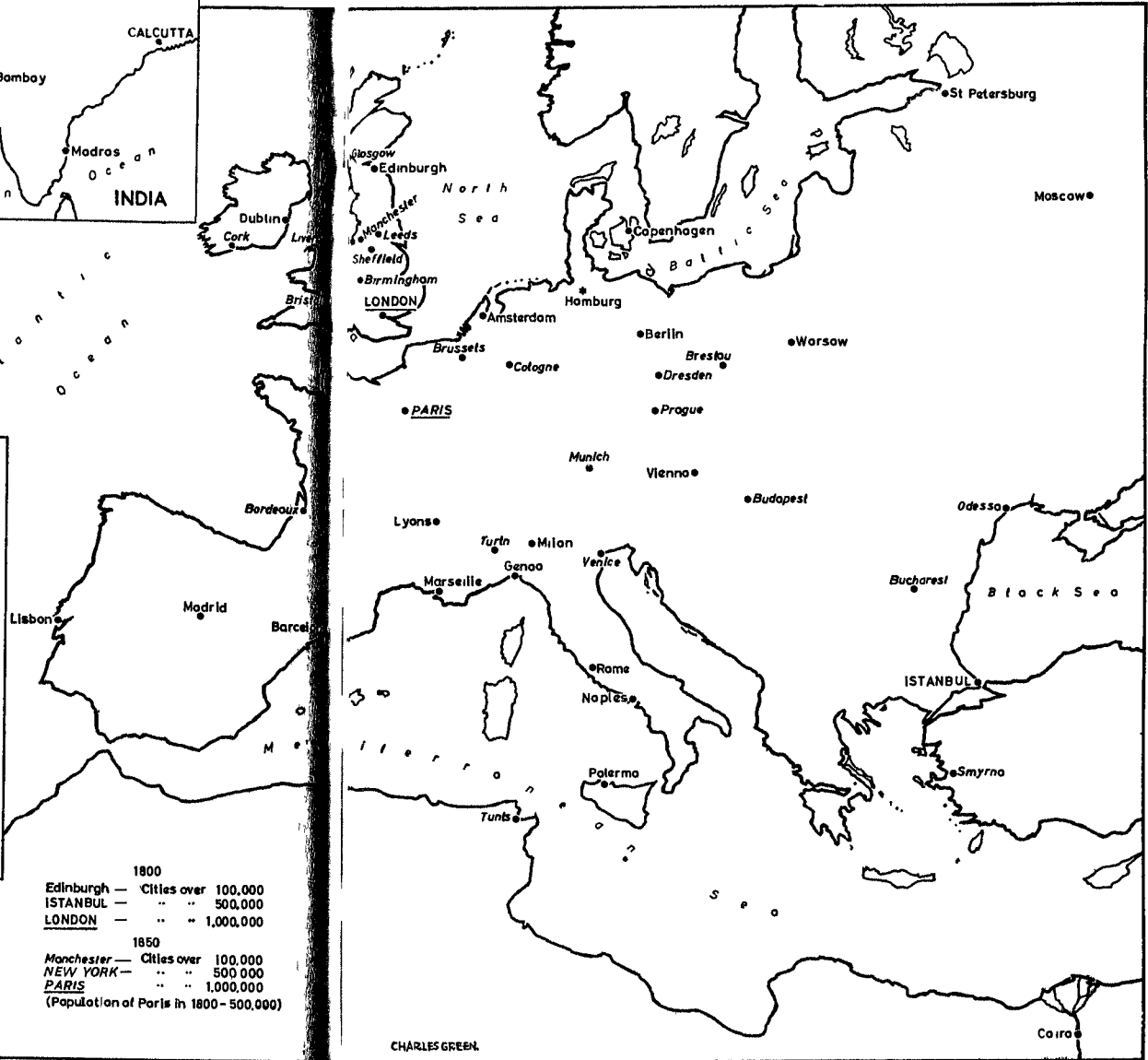
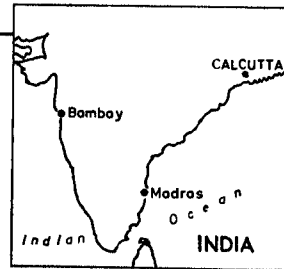
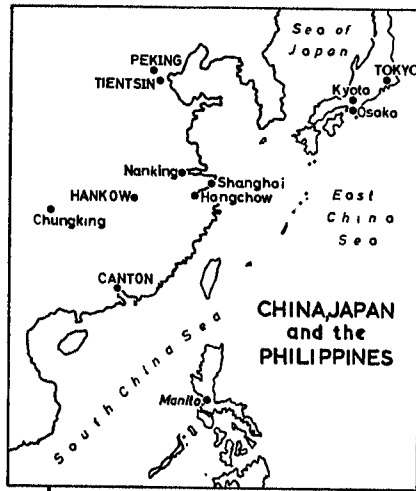
**EUROPE in 1810**

-  French Empire
-  States under the control of Napoleon
-  States allied with Napoleon
-  States hostile to Napoleon

CHARLES GREEN.



**EUROPE in 1840**  
 ~~~~~ German Confederation

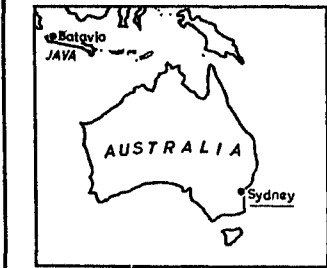


**WORLD POPULATION  
in LARGE CITIES  
1800-1850**

| 1800       |                     |
|------------|---------------------|
| Edinburgh  | Cities over 100,000 |
| ISTANBUL   | " " 500,000         |
| LONDON     | " " 1,000,000       |
| 1850       |                     |
| Manchester | Cities over 100,000 |
| NEW YORK   | " " 500,000         |
| PARIS      | " " 1,000,000       |

(Population of Paris in 1800 - 500,000)

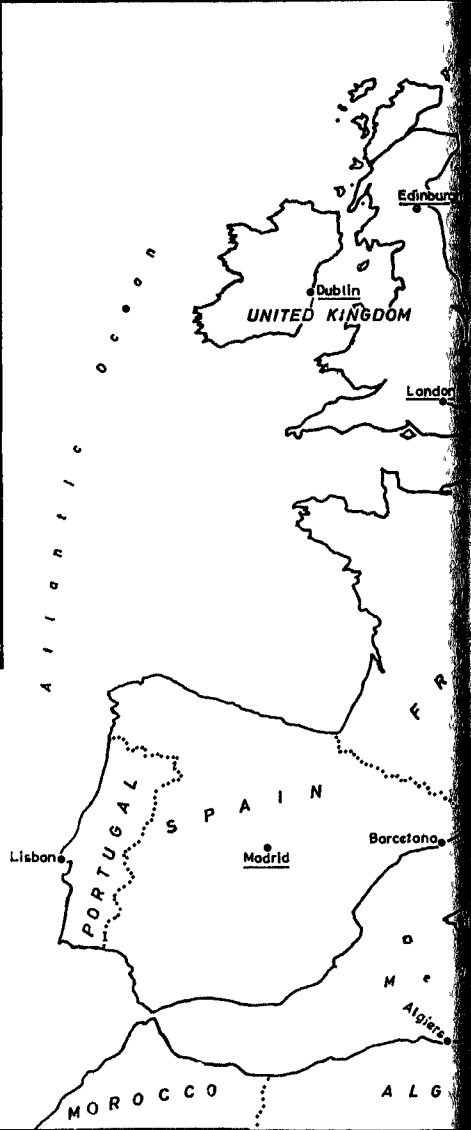
CHARLES GREEN



### WESTERN

Places and languages of performance of the

Corfu — Performances in French London — Performances also or exclusively in Italian.



### CULTURE 1815—1848: OPERA

popular operas: Rossini—'Almaviva o sia l'inutile precauzione', 'Gazza Ladra'; Auber—'La Muette de Portici'

MASEL — Performances in German.

ST. PETERSBURG — Performances in vernacular and German.



## THE STATES OF EUROPE IN 1836

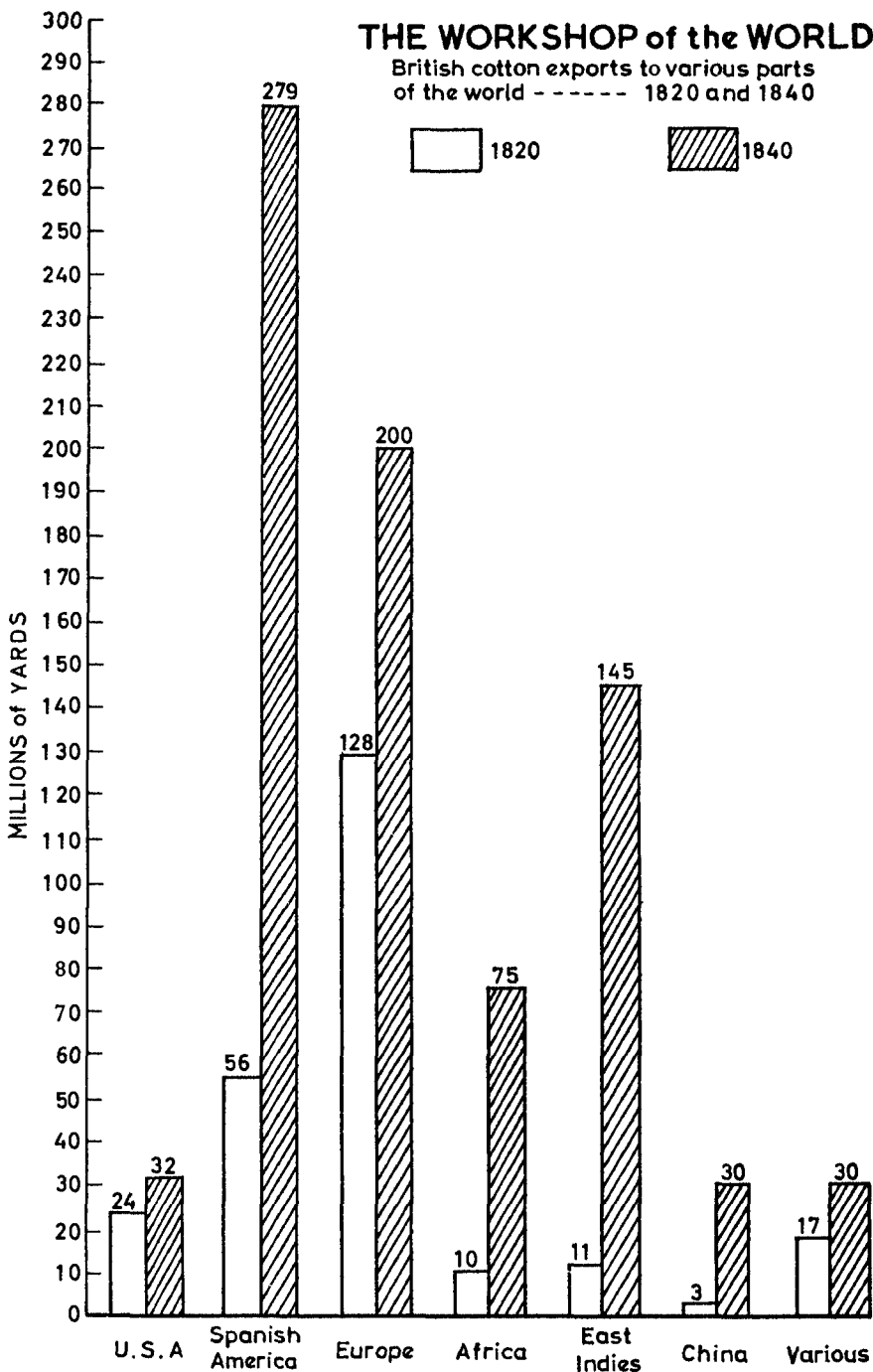
| NAME                                                    | TOTAL<br>POPULATION<br>(THOUSANDS) | NUMBER OF<br>CITIES<br>(OVER 50,000) | LAND UNDER<br>TILLAGE IN<br>MORGEN<br>(MILLION) | GRAIN<br>PRODUCTION<br>IN SCHEFFEL<br>(MILLION) | BEEF<br>CATTLE<br>(MILLIONS) | IRON<br>(MILLION<br>GWT) | COAL |
|---------------------------------------------------------|------------------------------------|--------------------------------------|-------------------------------------------------|-------------------------------------------------|------------------------------|--------------------------|------|
| Russia, including<br>Poland and Cracow                  | 49,538                             | 6                                    | 276                                             | 1125                                            | 19                           | 2.1                      | —    |
| Austria, including<br>Hungary and<br>Lombardy           | 35,000                             | 8                                    | 93                                              | 225                                             | 10.4                         | 1.2                      | 2.3  |
| France                                                  | 33,000                             | 9                                    | 74                                              | 254                                             | 7                            | 4                        | 20.0 |
| Great Britain, including<br>Ireland                     | 24,273                             | 17                                   | 67.5                                            | 330                                             | 10.5                         | 13                       | 200  |
| German confederation<br>(excluding Austria,<br>Prussia) | 14,205                             | 4                                    | 37.5                                            | 115                                             | 6                            | 1.1                      | 2.2  |
| Spain                                                   | 14,032                             | 8                                    | 30                                              |                                                 | 3                            | 0.2                      | 0    |
| Portugal                                                | 3,530                              | 1                                    | 30                                              |                                                 | 3                            | 0.2                      | 0    |
| Prussia                                                 | 13,093                             | 5                                    | 43                                              | 145                                             | 4.5                          | 2                        | 4.6  |
| Turkey, including<br>Rumania                            | 8,600                              | 5                                    |                                                 |                                                 |                              |                          |      |
| Kingdom of Naples                                       | 7,622                              | 2                                    | 20                                              | 116                                             | 2.8                          | 0                        | 0.1  |
| Piedmont-Sardinia                                       | 4,450                              | 2                                    | 20                                              | 116                                             | 2.8                          | 0                        | 0.1  |
| Rest of Italy                                           | 5,000                              | 4                                    | 20                                              | 116                                             | 2.8                          | 0                        | 0.1  |
| Sweden and Norway                                       | 4,000                              | 1                                    | 2                                               | 21                                              | 1.4                          | 1.7                      | 0.6  |
| Belgium                                                 | 3,827                              | 4                                    | 7                                               | 5                                               | 2                            | 0.4                      | 55.4 |
| Netherlands                                             | 2,750                              | 3                                    | 7                                               | 5                                               | 2                            | 0.4                      | 55.4 |
| Switzerland                                             | 2,000                              | 0                                    | 2                                               |                                                 | 0.8                          | 0.1                      | 0    |
| Denmark                                                 | 2,000                              | 1                                    | 16                                              |                                                 | 1.6                          | 0                        | 0    |
| Greece                                                  | 1,000                              | 0                                    |                                                 |                                                 |                              |                          |      |

# THE WORKSHOP of the WORLD

British cotton exports to various parts of the world - - - - - 1820 and 1840

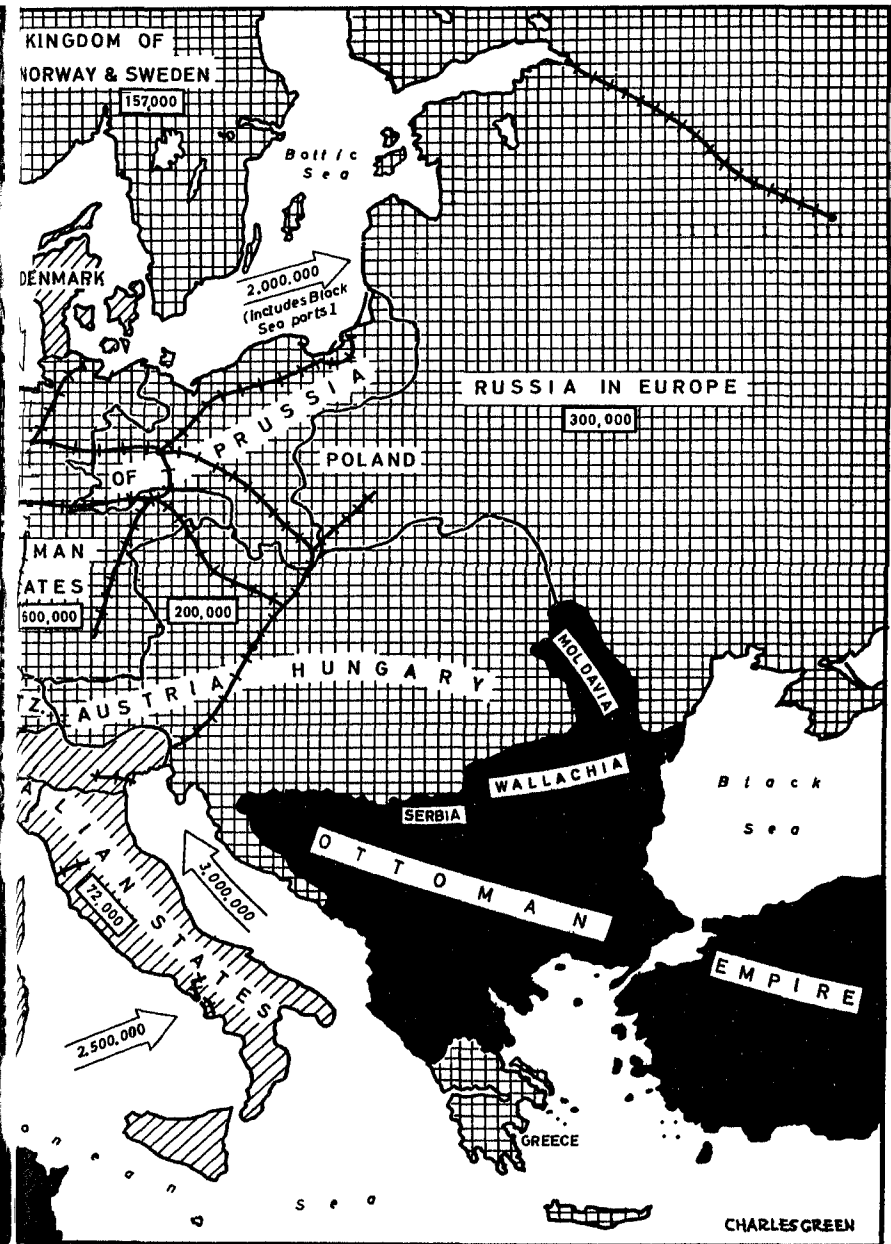
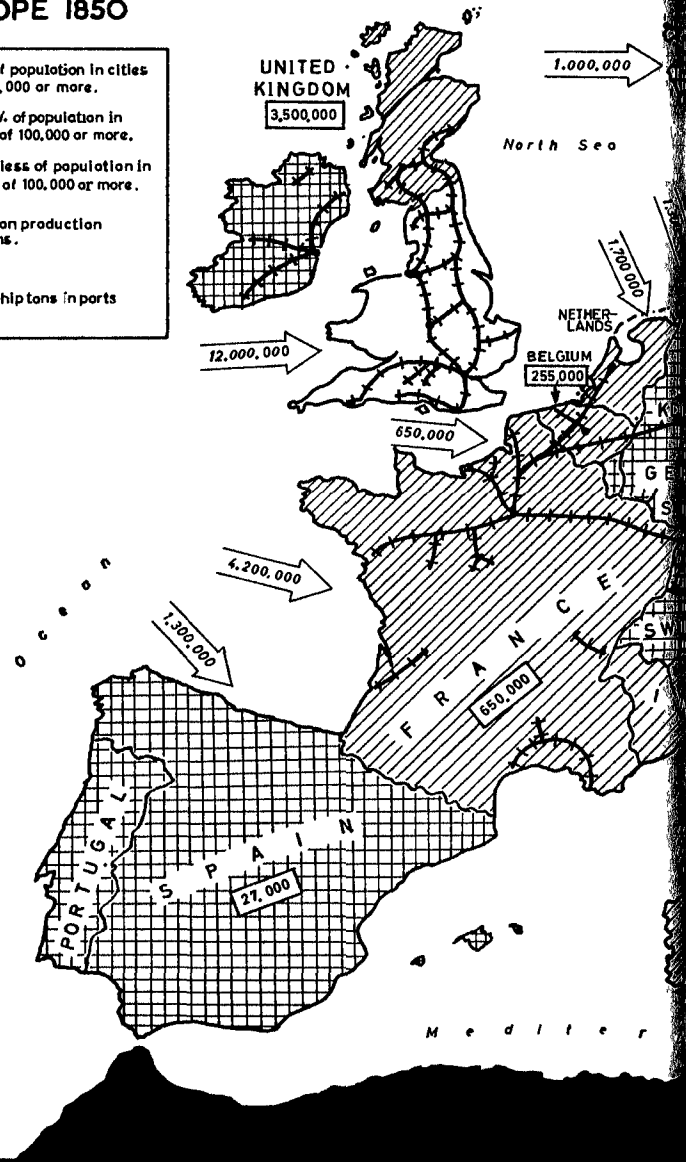
1820

1840



# INDUSTRIALISATION of EUROPE 1850

|  |                                                        |
|--|--------------------------------------------------------|
|  | 20% of population in cities of 100,000 or more.        |
|  | 6-10% of population in cities of 100,000 or more.      |
|  | 5% or less of population in cities of 100,000 or more. |
|  | Pig iron production in tons.                           |
|  | Ship tons in ports                                     |



CHARLES GREEN



