



a



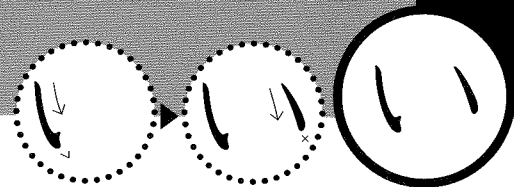

あ	あ	あ	あ	あ	あ	あ	あ

u



う	う	う	う	う	う	う	う

i




い	い	い	い	い	い	い	い

READ AND WRITE

あい

love

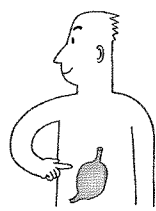


あ!

Ah!

い

stomach



う

cormorant (name of a bird)




いい

good

あう

to meet

e




え	え	え	え	え	え	え	え

READ AND WRITE

え

picture, painting



え ?

Huh?

え え

uh-huh

う え

top, upper part


い え

house

い い え

no

o




お	お	お	お	お	お	お	お

READ AND WRITE

お う

to chase



おい !

Hey!

お お い

many, much

あ お

(noun) blue

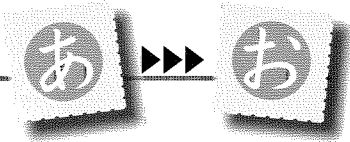
あ お い

(adj.) blue

あ お い い え

blue house

REVIEW



Practice writing horizontally.

→

a	i	u	e	o

1				2		
	a	o	i		u	e

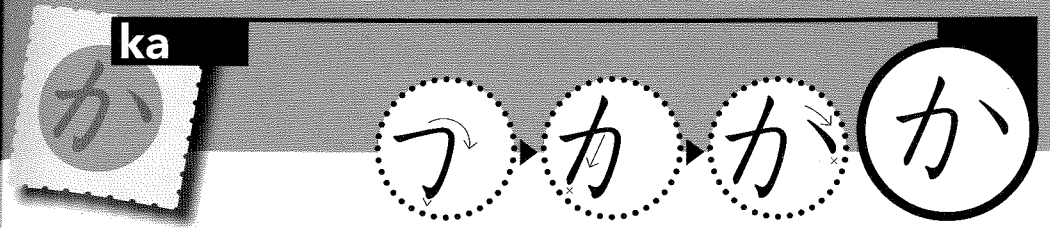
3			4			5		
	a	i		e	e		i	i

6					
	a	o	i	i	e

Practice writing vertically.

11		10		9		7		
	i		o		o		a	a
	i		o		i		u	i
	e		i			8		u
							i	e
							e	o

ka



か	か	か	か	か	か	か	か

READ AND WRITE

か	
---	--

mosquito



あ	か		
---	---	--	--

red

か	お		
---	---	--	--

face

い	か		
---	---	--	--

squid

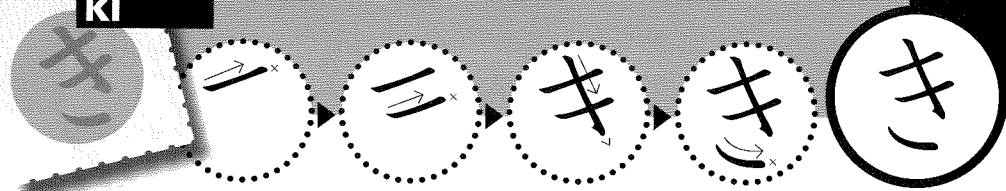
う	か	い			
---	---	---	--	--	--

detour

あ	お	い	か	お				
---	---	---	---	---	--	--	--	--

pale face

ki




き	き	き	き	き	き	き	き



READ AND WRITE

き □

tree



えき □ □

train station

あき □ □

autumn, fall

きかい □ □ □

machine


うえき □ □ □

garden plant/tree

おおきい □ □ □ □

big

ku




く	く	く	く	く	く	く	く



READ AND WRITE

く う き □ □ □

air



あく □ □

(it) opens

く き □ □

stem

く く □ □

multiplication table

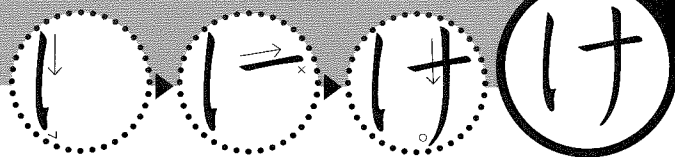
き お く □ □ □

memory

か く え き □ □ □ □

each/every station; a local train

ke



け	け	け	け	け	け	け	け

READ AND WRITE

け □

hair, fur



おけ □ □

pail

かけ □ □

a bet

いけ □ □

pond

かいけい □ □ □ □

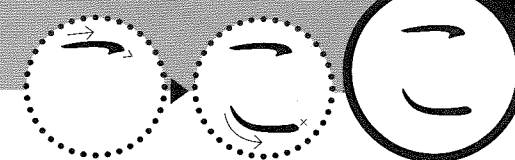
accounting*

けいえい □ □ □ □

business management*

Note the pronunciation of the words with asterisks (*). See p. 31 for an explanation.

ko



こ	こ	こ	こ	こ	こ	こ	こ

READ AND WRITE

こ □ □

here



こい □ □

carp (name of a fish)

こえ □ □

voice

こう □ □ □ □

high school*

くう □ □ □ □

airport*

こう □ □ □ □

advertisement*

ga gi gu ge go

が き く げ こ

が が が が が

ぎ ぎ ぎ ぎ ぎ

ぐ ぐ ぐ ぐ ぐ

げ げ げ げ げ

ご ご ご ご ご

READ AND WRITE

がいこく

foreign country; overseas

うがい

gargling, a gargle

えいが

movie*

かぎ かいぎ

key

meeting

ぐあい

(health) condition

げき かげ

play, drama

shadow

ごご

PM, afternoon

えいご

English*

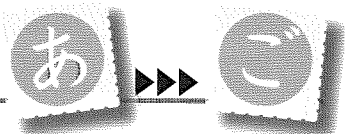
あご

chin, jaw

がいこくご

foreign language

REVIEW



Practice writing horizontally.

1

ka	ki	ku	ke	ko	u	e	ki

2

ke	i	e	i	ku	u	ko	u

3

4

a	ka	o	o	ki	i	ko	e

5

6

a	o	i	ka	o

Practice writing vertically.

12

	u
	ga
	i

11

	gu
	a
	i

10

	ga
	i
	ko
	ku
	go

9

	e
	i
	go

8

	ge
	ki
	gu
	ge
	ka
	gi
	go



7

	ga
	gi
	gu
	ge
	ga

LESSON 2

あ a	い i	う u	え e	お o					
か ka	き ki	く ku	け ke	こ ko					
さ sa	し shi	す su	せ se	そ so					
た ta	ち chi	つ tsu	て te	と to					
な na	に ni	ぬ nu	ね ne	の no					
は ha	ひ hi	ふ fu	へ he	ほ ho					
ま ma	み mi	む mu	め me	も mo					
や ya		ゆ yu		よ yo					
ら ra	り ri	る ru	れ re	ろ ro					
わ wa				を wo					
ん n									
が ga	ぎ gi	ぐ gu	げ ge	ご go					
ざ za	じ ji	ず zu	ぜ ze	ぞ zo					
だ da	ぢ di	づ du	で de	ど do					
ば ba	び bi	ぶ bu	べ be	ぼ bo					
ぱ pa	ぴ pi	ぷ pu	ぺ pe	ぽ po					

sa




さ	さ	さ	さ	さ	さ	さ	さ

READ AND WRITE

さい

rhinoceros



かさ

umbrella

けさ

this morning

おおきさ

size, dimensions


うさぎ

rabbit

あさがお

morning glory (name of a flower)

shi




し	し	し	し	し	し	し	し

READ AND WRITE

しか

deer



しお

salt

うし

cow

あし


foot, leg

おかし

candy

おいしい

tasty, delicious



す	す	す	す	す	す	す	す

READ AND WRITE

す □

nest, web, hive



いす □ □

chair

すぐ □ □

right away

おすし □ □ □



sushi

すいか □ □ □

watermelon

すごい □ □ □

amazing, breathtaking



せ	せ	せ	せ	せ	せ	せ	せ

READ AND WRITE

せき □ □

a cough



くせ □ □

habit

せかい □ □ □

the world

きせき □ □ □


miracle

かせい □ □ □

Mars*

がくせい □ □ □ □

college student*



そ	そ	そ	そ	そ	そ	そ	そ

READ AND WRITE

そこ

there

うそ

a lie

おそい

late; slow

きそく


rule, regulation

そうこ

warehouse*

いそがしい

busy (of schedule, person)



ざ	ざ	ざ	ざ	ざ			

じ	じ	じ	じ	じ			

ず	ず	ず	ず	ず			

ぜ	ぜ	ぜ	ぜ	ぜ			

ぞ	ぞ	ぞ	ぞ	ぞ			



READ AND WRITE

ざ し き

Japanese-style room

ぎ ざ ぎ ざ

jagged

じ さ

time difference

そう じ き

vacuum cleaner*

す ず し い

pleasantly cool (breeze)

し ず か か ぜ

quiet

wind

お お ぜ い

many (people)*

か ぞ く

family

かい ぞ く

pirate

ぞ う げ

ivory*



LONG VOWELS

Japanese has both long and short vowel sounds. The words with asterisks (*) that you've seen up to now contain long vowels. Let's review some of them.

かいけい くうこう おおぜい

In the first word, the combination け + い produces a long vowel that is pronounced /ke-e/ rather than /ke-i/, although kei is how the sound is romanized. The second word contains two long vowels: くう, pronounced /ku-u/, and こう, pronounced /ko-o/ (not /ko-u/, even though kou is how we romanize it). The third word also contains two long vowels: おお /o-o/ and ぜい /ze-e/, romanized as oo and zei.

Long vowels take two beats—twice the duration of ordinary vowels. When pronouncing them, take care not to compress them into short vowels—you could end up with an entirely different word. For example, shujin is "husband," but shuujin is "prisoner." The only difference between the two words is how long the /u/ sound is held. Another example: Okasan means "Mr. Oka," but okaasan—with the long vowel /ka-a/—means "mother." When you want to tell someone that "Mr. Oka is calling," you wouldn't want it to sound like "Your mother is calling." In short, it's important to make sure long vowels are pronounced long to avoid misunderstandings.

The examples of かいけい and くうこう above illustrate an important principle: the pronunciation of い after a hiragana ending in an /e/ sound (i.e., any of the hiragana in the e column as shown in the left-hand chart below: え, け, せ etc.) usually becomes /e/, and the pronunciation of う after a hiragana ending in an /o/ sound (i.e., any of the hiragana in the o column as shown in the right-hand chart below: お, こ, そ etc.) usually becomes /o/. There are exceptions to these rules, and you must learn them as the words are introduced.

	a	i	u	e	o
	あ	い	う	え	お
k	か	き	く	け	こ
s	さ	し	す	せ	そ
t	た	ち	つ	て	と
n	な	に	ぬ	ね	の
h	は	ひ	ふ	へ	ほ
m	ま	み	む	め	も
y	や		ゆ		よ
r	ら	り	る	れ	ろ
w	わ				を
	ん				

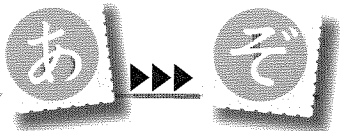
When い comes after any of the hiragana in this column, it is usually pronounced as /e/.

	a	i	u	e	o
	あ	い	う	え	お
k	か	き	く	け	こ
s	さ	し	す	せ	そ
t	た	ち	つ	て	と
n	な	に	ぬ	ね	の
h	は	ひ	ふ	へ	ほ
m	ま	み	む	め	も
y	や		ゆ		よ
r	ら	り	る	れ	ろ
w	わ				を
	ん				

When う comes after any of the hiragana in this column, it is usually pronounced as /o/.

For practice in distinguishing these long vowel sounds, go to p. 94 in the Appendixes.

REVIEW



Practice writing horizontally.

--	--	--	--	--

sa shi su se so

1

--	--

ke sa

2

--	--

su gu

3

--	--	--

so u ko

4

--	--	--	--

ga ku se i

5

--	--	--	--

o i shi i

Practice writing vertically.

10

su
zu
shi
i

9

ka
zo
ku

8

so
u
ji
ki

7

gi
za
gi
za

6

ka
ze

za
ji
zu
ze
zo

LESSON 3

あ	い	う	え	お
a	i	u	e	o
か	き	く	け	こ
ka	ki	ku	ke	ko
さ	し	す	せ	そ
sa	shi	su	se	so
た	ち	つ	て	と
ta	chi	tsu	te	to
な	に	ぬ	ね	の
na	ni	nu	ne	no
は	ひ	ふ	へ	ほ
ha	hi	fu	he	ho
ま	み	む	め	も
ma	mi	mu	me	mo
や		ゆ		よ
ya		yu		yo
ら	り	る	れ	ろ
ra	ri	ru	re	ro
わ				を
wa				wo
ん				
n				

きゃ	きゅ	きょ
kya	kyu	kyo
しゃ	しゅ	しょ
sha	shu	sho
ちゃ	ちゅ	ちょ
cha	chu	cho
にゃ	にゅ	にょ
nya	nyu	nyo
ひゃ	ひゅ	ひょ
hya	hyu	hyo
みゃ	みゅ	みょ
mya	myu	myo

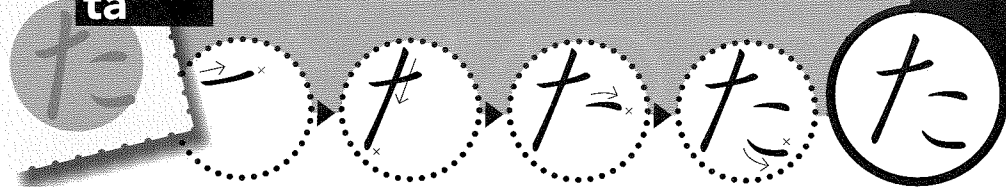
りゃ	りゅ	りょ
rya	ryu	ryo

が	ぎ	ぐ	げ	ご
ga	gi	gu	ge	go
ざ	じ	ず	ぜ	ぞ
za	ji	zu	ze	zo
だ	ぢ	づ	で	ど
da	di	du	de	do
ば	び	ぶ	べ	ぼ
ba	bi	bu	be	bo
ぱ	ぴ	ぷ	ぺ	ぽ
pa	pi	pu	pe	po

ぎゃ	ぎゅ	ぎょ
gya	gyu	gyo
じゃ	じゅ	じょ
ja	ju	jo

びゃ	びゅ	びょ
bya	byu	byo
ぴゃ	ぴゅ	ぴょ
pya	pyu	pyo

ta




た	た	た	た	た	た	た	た

READ AND WRITE

たこ

octopus



うた

song

いたい

painful, sore

こたえ

answer

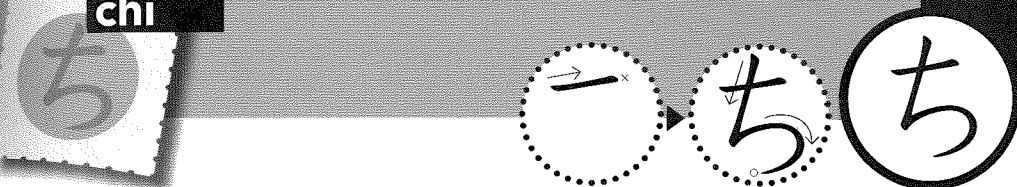
あした

tomorrow

おたく

your home (speaking about somebody else's)

chi



ち	ち	ち	ち	ち	ち	ち	ち

READ AND WRITE

ち

blood



けち

stingy

ちず

map

いちご

strawberry



ちいさい

small

あちこち

here and there

tsu




つ	つ	つ	つ	つ	つ	つ	つ



READ AND WRITE

つくえ

desk



あつい

hot

くつした

socks

ついたち

first day of the month



がいこつ

skeleton

けいさつ

police

te




て	て	て	て	て	て	て	て



READ AND WRITE

てき

enemy



ちかてつ

subway

たてがき

vertical writing

ていき

commuter (bus, train, subway) pass

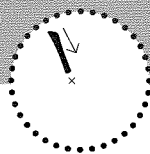

たいてい

usually

しつていせき

reserved seat

to




と	と	と	と	と	と	と	と

READ AND WRITE

とけい

watch, clock



そと

outside

ことし

this year

さとう

sugar

せいと

(non-college) student

おとうと

younger brother


da

di

du

de

do



だ	だ	だ	だ	だ			

ぢ	ぢ	ぢ					
---	---	---	--	--	--	--	--

づ	づ	づ					
---	---	---	--	--	--	--	--

で	で	で	で	で			

ど	ど	ど	ど	ど			

NOTE: The hiragana ぢ and づ are pronounced the same as じ and ず but are used much less frequently. To input these characters into a computer, you need to type di or du. (ji and zu are reserved for じ and ず.)



READ AND WRITE

た	だ			で	ぐ	ち			
---	---	--	--	---	---	---	--	--	--

free (of charge)

exit

だ	い	が	く				
---	---	---	---	--	--	--	--

university

く	だ	さ	い				
---	---	---	---	--	--	--	--

Please give me . . .

ち	か	ち	か				
---	---	---	---	--	--	--	--

soon (formal)

て	つ	づ	き				
---	---	---	---	--	--	--	--

(legal) procedure

お	こ	づ	か	い					
---	---	---	---	---	--	--	--	--	--

allowance

う	そ	で	す				
---	---	---	---	--	--	--	--

It's a lie.

ど	う	ぞ			
---	---	---	--	--	--

Here you are. (offering someone something)

と	き	ど	き				
---	---	---	---	--	--	--	--

sometimes

ど	こ	で	す	か					
---	---	---	---	---	--	--	--	--	--

Where is it?



DOUBLE CONSONANTS

The basic (regular-sized) hiragana つ is pronounced /tsu/, but a small っ doesn't have its own pronunciation. When you see a small っ in a word, it's a signal to hold your breath for one beat in the position where the small っ is. The effect of the small っ is to double the consonant that follows it. For example, listen to the following words, which mean "the whole family," "magazine," "(postage) stamp," and "over there" (in that order).

いっか、ざっし、きって、あっち

Did you hear the pauses? In writing the romanized transcription, the small っ is indicated by the addition of a consonant, e.g., *ikka*, *zasshi*, *kitte*, *acchi*.

The small っ represents a full beat. The word いっか, for instance, has three beats, /i-k-ka/. When pronouncing a word such as this, hold the first consonant of the double consonant (the underlined letter) for a full beat. If you don't, it could change the meaning of the word. If /i-k-ka/ were pronounced with only two beats, as in /i-ka/, it would mean "squid" instead of "the whole family."

To get an idea of what is meant here, note the difference in the length of the *k* sounds in the English word "placard" (where it is spelled with a "c") and in the phrase "black card." The pronunciation of the latter resembles the double *k* sound in いっか.

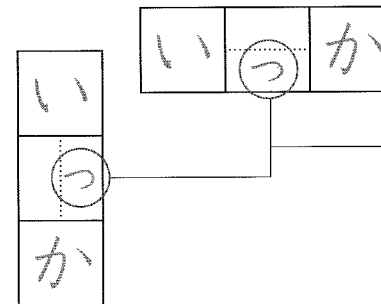
Listen to the audio and practice reading the words below, keeping in mind the following rule:

The small っ takes one full beat.

いか...いっか、かこ...かっこ、きて...きって、けて...けって、
いき...いっき、こけい...こっけい、さき...さっき、いて...いって、
いた...いった、さて...さって、かて...かって、そち...そっち

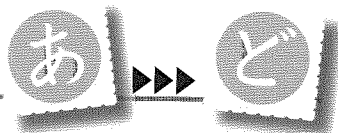
There is one hiragana before which the small っ is never used: ん *n*, which will be introduced later. That is, a small っ is never used to create a double "n" sound. For example, *onna* (woman) is written as おんな, not おんな.

The small っ is written the same as the regular-sized つ. However, in horizontal writing, it's written in the lower half of its real or imaginary square, while in vertical writing it's written in the right half of the square. Pay attention to the position of the small っ when writing vertically and horizontally.



In horizontal writing, you write the small っ in the lower half of the square, while in vertical writing you write it in the right half of the square.

REVIEW



Practice writing horizontally.

ta	chi	tsu	te	to

1				2		
	ko	to	shi		ke	chi

3			4			
	so	to		ki	t	te

5					6				
	chi	ka	te	tsu		ta	i	te	i

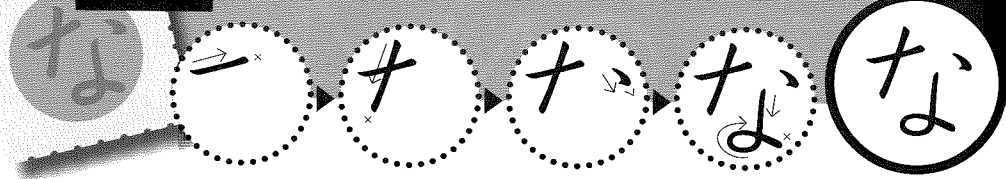
Practice writing vertically.

11		do	10		za	9		a	8		de	7		da		da
		u			s			c			gu			i		di
		zo			shi			chi			chi			ga		du
														ku		de
																do

LESSON 4

あ a	い i	う u	え e	お o	きゃ kya	きゅ kyu	きよ kyo
か ka	き ki	く ku	け ke	こ ko	しゃ sha	しゅ shu	しよ sho
さ sa	し shi	す su	せ se	そ so	ちゃ cha	ちゅ chu	ちよ cho
た ta	ち chi	つ tsu	て te	と to	にゃ nya	にゅ nyu	によ nyo
な na	に ni	ぬ nu	ね ne	の no	ひゃ hya	ひゅ hyu	ひよ hyo
は ha	ひ hi	ふ fu	へ he	ほ ho	みゃ mya	みゅ myu	みよ myo
ま ma	み mi	む mu	め me	も mo	りゃ rya	りゅ ryu	りよ ryo
や ya		ゆ yu		よ yo			
ら ra	り ri	る ru	れ re	ろ ro			
わ wa				を wo			
ん n							
が ga	ぎ gi	ぐ gu	げ ge	ご go	ぎゃ gya	ぎゅ gyu	ぎよ gyo
ざ za	じ ji	ず zu	ぜ ze	ぞ zo	じゃ ja	じゅ ju	じよ jo
だ da	ぢ di	づ du	で de	ど do			
ば ba	び bi	ぶ bu	べ be	ぼ bo	びゃ bya	びゅ byu	びよ byo
ぱ pa	ぴ pi	ぷ pu	ぺ pe	ぽ po	ぴゃ pya	ぴゅ pyu	ぴよ pyo

na



な	な	な	な	な	な	な	な

READ AND WRITE

なつ

summer

さかな

fish

おとな

adult

かなしい


sad

きたない


dirty, messy

ながぐつ

rubber boots



ni




に	に	に	に	に	に	に	に

READ AND WRITE

にじ

rainbow



かに

crab

にっき

diary

にせさつ

counterfeit bill


とにかく

at any rate, anyway

おにごっこ

tag (game)

nu



ぬ	ぬ	ぬ	ぬ	ぬ	ぬ	ぬ	ぬ

READ AND WRITE

ぬけげ

fallen hair

こいぬ

puppy

きぬ

silk

てぬぐい


(Japanese) cotton hand towel

ぬけあな


secret passage

ぬかにくぎ

(proverb) to nail jello to the wall



ne




ね	ね	ね	ね	ね	ね	ね	ね

READ AND WRITE

ねこ

cat



あね

my older sister

おかね

money

おねがい


a request, favor to ask

ねこじた

one who dislikes very hot food/drink

ていねい

polite, thorough, careful



の	の	の	の	の	の	の	の

READ AND WRITE

の	ど		
---	---	--	--

throat



た	の	し	い				
---	---	---	---	--	--	--	--

fun, enjoyable

こ	こ	の	つ				
---	---	---	---	--	--	--	--

nine (items), nine years old (of a person)

お	と	こ	の	こ					
---	---	---	---	---	--	--	--	--	--

boy


の	ぞ	き	あ	な					
---	---	---	---	---	--	--	--	--	--

peephole

こ	の	あ	い	だ					
---	---	---	---	---	--	--	--	--	--

the other day

REVIEW



Practice writing horizontally.

na	ni	nu	ne	no

1			2			
	ni	ji		o	ka	ne

3					4				
	na	ga	gu	tsu		te	nu	gu	i

5					
	ko	no	a	i	da

Practice writing vertically.

10		9		8		7		6			
	no		o		ni		nu		to		na
	zo		ne		se		ke		ni		ni
	ki		ga		sa		a		ka		nu
	a		i		tsu		na		ku		ne
	na										no

Fill in the following chart with the correct hiragana.

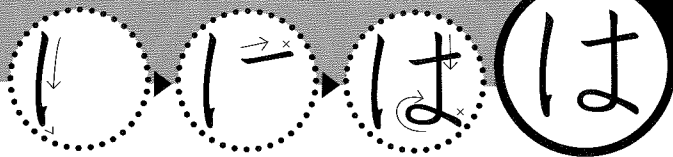
	a	i	u	e	o
k					
s					
t					
n					

LESSON 5

あ a	い i	う u	え e	お o				
か ka	き ki	く ku	け ke	こ ko	きゃ kya	きゅ kyu	きょ kyo	
さ sa	し shi	す su	せ se	そ so	しゃ sha	しゅ shu	しょ sho	
た ta	ち chi	つ tsu	て te	と to	ちゃ cha	ちゅ chu	ちょ cho	
な na	に ni	ぬ nu	ね ne	の no	にゃ nya	にゅ nyu	にょ nyo	
は ha	ひ hi	ふ fu	へ he	ほ ho	ひゃ hya	ひゅ hyu	ひょ hyo	
ま ma	み mi	む mu	め me	も mo	みゃ mya	みゅ myu	みょ myo	
や ya		ゆ yu		よ yo				
ら ra	り ri	る ru	れ re	ろ ro	りゃ rya	りゅ ryu	りょ ryo	
わ wa				を wo				
ん n								
が ga	ぎ gi	ぐ gu	げ ge	ご go	ぎゃ gya	ぎゅ gyu	ぎょ gyo	
ざ za	じ ji	ず zu	ぜ ze	ぞ zo	じゃ ja	じゅ ju	じょ jo	
だ da	ぢ ji	づ zu	で de	ど do				
ば ba	び bi	ぶ bu	べ be	ぼ bo	びゃ bya	びゅ byu	びょ byo	
ぱ pa	ぴ pi	ぷ pu	ぺ pe	ぽ po	ぴゃ pya	ぴゅ pyu	ぴょ pyo	

ha

は




は	は	は	は	は	は	は	は



READ AND WRITE

は

teeth/tooth



はな

flower

おはし

chopstick(s)

はたち

twenty years old (of a person)

えはがき

picture postcard

はははすごい

My mother is awesome/amazing. (The third は is pronounced /wa/. See p. 7, Note 3.)

hi

ひ



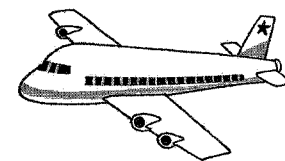
ひ	ひ	ひ	ひ	ひ	ひ	ひ	ひ



READ AND WRITE

ひこうき

airplane



ひざ

knee(s)

ひにち

(calendar) date

ひにく

sarcasm

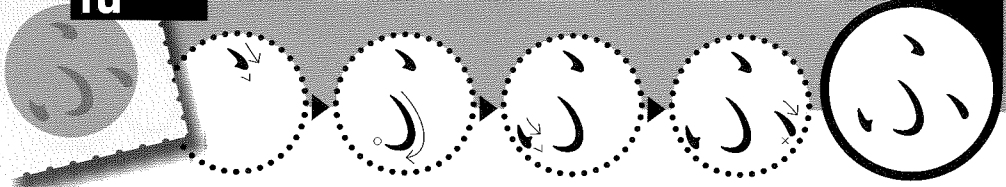
ひきだし

drawer

おとこのひと

man

fu




ふ	ふ	ふ	ふ	ふ	ふ	ふ	ふ

READ AND WRITE

ふね

boat, ship



ふた

lid

さいふ

wallet

ふつか

second day of the month; two days


おうふく

round trip

せいふく

uniform

he



へ	へ	へ	へ	へ	へ	へ	へ

READ AND WRITE

へた

unskilled



おへそ

belly button

へとへと

(legs are) exhausted

へいじつ

weekday

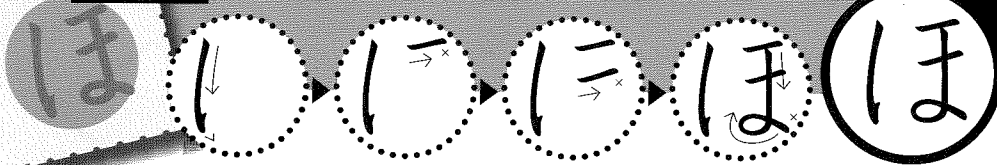
ふこうへい

unfair

はこねへいく

go to Hakone (へ is pronounced /e/ here. See p. 7, Note 5.)

ho



ほ	ほ	ほ	ほ	ほ	ほ	ほ	ほ

READ AND WRITE

ほし

stars

ほね

bone

ほうかご

after school

ほうせき

jewelry

かほご

overprotection (of a child)

ほかのひと

another person



ba

bi

bu

be

bo



ば	ば	ば	ば	ば			

び	び	び	び	び			

ぶ	ぶ	ぶ	ぶ	ぶ			

べ	べ	べ	べ	べ			

ぼ	ぼ	ぼ	ぼ	ぼ			



READ AND WRITE

おばけ

ghost

たとえば

for example

えび

shrimp, prawn

にきび

pimple, acne

いびき

snoring, a snore

ぶたにく

pork

あぶない

dangerous

べつべつに

separately

たべのこし


leftovers (food)

ぼうし

hat, cap

じさぼけ

jet lag



は	は	は	は	は			
ひ	ひ	ひ	ひ	ひ			
ふ	ふ	ふ	ふ	ふ			
へ	へ	へ	へ	へ			
ほ	ほ	ほ	ほ	ほ			



READ AND WRITE

すっぱい

sour

いっぱい

full

いっぴき

one (when counting animals)

はっぴ

Japanese happi coat

きっぷ

ticket

げっぷ

burp

ぺこぺこ

starving

ほっぺ

cheek(s)

しっぽ

tail

ねっっぽい

feverish

REVIEW

あ

ほ

Practice writing horizontally.

ha	hi	fu	he	ho

1			2				
	ho	ne		hi	ko	u	ki

3					4		
	he	i	ji	tsu		ha	na

5				
	se	i	fu	ku

Practice writing vertically.

10							
	ho	su	bu	bo	pa	ba	
	p	p	ta	u	pi	bi	
	pe	pa	ni	shi	pu	bu	
		i	ku		pe	be	
				7	po	bo	
					e		
					bi		

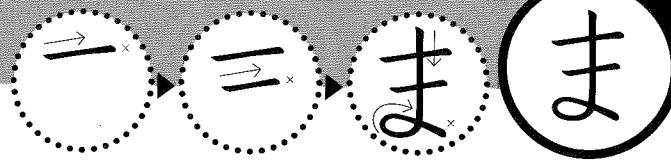

Fill in the following chart with the corresponding hiragana.

	a	i	u	e	o
g					
z					
d					
b					
p					

LESSON 6

あ a	い i	う u	え e	お o	きゃ kya	きゅ kyu	きょ kyo
か ka	き ki	く ku	け ke	こ ko	しゃ sha	しゅ shu	しょ sho
さ sa	し shi	す su	せ se	そ so	ちゃ cha	ちゅ chu	ちょ cho
た ta	ち chi	つ tsu	て te	と to	にゃ nya	にゅ nyu	にょ nyo
な na	に ni	ぬ nu	ね ne	の no	ひゃ hya	ひゅ hyu	ひょ hyo
は ha	ひ hi	ふ fu	へ he	ほ ho	みゃ mya	みゅ myu	みょ myo
ま ma	み mi	む mu	め me	も mo	や ya		ゆ yu
ら ra	り ri	る ru	れ re	ろ ro			よ yo
わ wa				を wo	りゃ rya	りゅ ryu	りょ ryo
ん n							
が ga	ぎ gi	ぐ gu	げ ge	ご go	ぎゃ gya	ぎゅ gyu	ぎょ gyo
ざ za	じ ji	ず zu	ぜ ze	ぞ zo	じゃ ja	じゅ ju	じょ jo
だ da	ぢ di	づ du	で de	ど do			
ば ba	び bi	ぶ bu	べ be	ぼ bo	びゃ bya	びゅ byu	びょ byo
ぱ pa	ぴ pi	ぷ pu	ぺ pe	ぽ po	ぴゃ pya	ぴゅ pyu	ぴょ pyo

ma



ま	ま	ま	ま	ま	ま	ま	ま

READ AND WRITE

まずい

bad-tasting

なまえ

name

まど

window

ひま

free time, time to kill

まいにち


every day

ごちそうさま

(expression used after a meal)



mi



み	み	み	み	み	み	み	み

READ AND WRITE

みみ

ear(s)

みず

water

ひみつ

secret

はさみ


scissors

はちみつ



honey

ごみばこ

wastebasket, garbage can



mu



む	む	む	む	む	む	む	む



READ AND WRITE

むし

bug, insect

さむい

cold (weather)

むしば

cavity (in a tooth)

おむすび


rice ball

むずかしい


difficult

ねむいです

I'm sleepy.



me



め	め	め	め	め	め	め	め



READ AND WRITE

め

eye(s)

あめ

rain

おこめ

uncooked rice

うめぼし

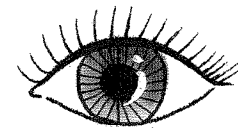
pickled sour plum

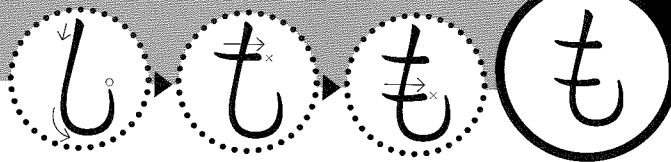

むしめがね

magnifying glass

はじめまして

How do you do?





も	も	も	も	も	も	も	も

READ AND WRITE

ものまね

mimicry

かねもち

rich person

たべもの

food

のみもの

beverage

ものさし

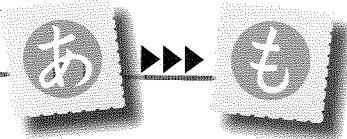
ruler (for measuring)

ともだち

friend



REVIEW



Practice writing horizontally.

ma	mi	mu	me	mo

1			2		
	hi	ma		a	me

3					4				
	no	mi	mo	no		ha	chi	mi	tsu

5				
	go	mi	ba	ko

Practice writing vertically.

10											
	mu		ta		o		ma		na		ma
	shi		be		mu		i		ma		mi
	me		mo		su		ni		e		mu
	ga		no		bi		chi				me
	ne										mo

Fill in the following chart, in order, with the appropriate hiragana.

	a	i	u	e	o
k					
s					
t					
n					
h					
m					

LESSON 7

あ a	い i	う u	え e	お o
か ka	き ki	く ku	け ke	こ ko
さ sa	し shi	す su	せ se	そ so
た ta	ち chi	つ tsu	て te	と to
な na	に ni	ぬ nu	ね ne	の no
は ha	ひ hi	ふ fu	へ he	ほ ho
ま ma	み mi	む mu	め me	も mo

や ya		ゆ yu		よ yo
---------	--	---------	--	---------

ら ra	り ri	る ru	れ re	ろ ro
---------	---------	---------	---------	---------

わ wa				を wo
---------	--	--	--	---------

ん n				
--------	--	--	--	--

が ga	ぎ gi	ぐ gu	げ ge	ご go
---------	---------	---------	---------	---------

ざ za	じ ji	ず zu	ぜ ze	ぞ zo
---------	---------	---------	---------	---------

だ da	ぢ di	づ du	で de	ど do
---------	---------	---------	---------	---------

ば ba	び bi	ぶ bu	べ be	ぼ bo
---------	---------	---------	---------	---------

ぱ pa	ぴ pi	ぷ pu	ぺ pe	ぽ po
---------	---------	---------	---------	---------

きゃ kya	きゅ kyu	きょ kyo
-----------	-----------	-----------

しゃ sha	しゅ shu	しょ sho
-----------	-----------	-----------

ちゃ cha	ちゅ chu	ちょ cho
-----------	-----------	-----------

にゃ nya	にゅ nyu	にょ nyo
-----------	-----------	-----------

ひゃ hya	ひゅ hyu	ひょ hyo
-----------	-----------	-----------

みゃ mya	みゅ myu	みょ myo
-----------	-----------	-----------

りゃ rya	りゅ ryu	りょ ryo
-----------	-----------	-----------

ぎゃ gya	ぎゅ gyu	ぎょ gyo
-----------	-----------	-----------

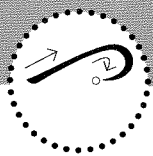
じゃ ja	じゅ ju	じょ jo
----------	----------	----------

びゃ bya	びゅ byu	びょ byo
-----------	-----------	-----------

ぴゃ pya	ぴゅ pyu	ぴょ pyo
-----------	-----------	-----------

ya

や

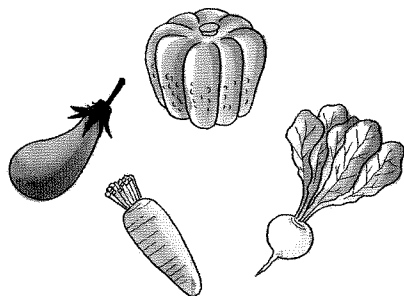


や	や	や	や	や	や	や	や

READ AND WRITE

やさしい

vegetable



へや

room

はなや

florist

やすい

cheap, inexpensive

おみやげ

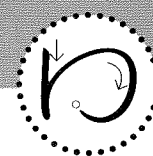
souvenir

なつやすみ

summer vacation

yu

ゆ




ゆ	ゆ	ゆ	ゆ	ゆ	ゆ	ゆ	ゆ

READ AND WRITE

ゆき

snow



ゆめ

dream

ゆうべ

last night

おやゆび

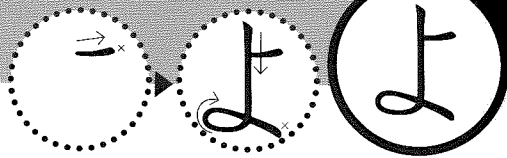
thumb

ゆでたまご

boiled egg

ふゆやすみ

winter vacation



よ	よ	よ	よ	よ	よ	よ	よ

READ AND WRITE

よこづな

grand-champion sumo wrestler

よやく

reservation

よこがき

horizontal writing

にちようび

Sunday

つまようじ

toothpick

おはよう

Good morning. (informal)



CONTRACTED SOUNDS

Small や, ゆ, and よ are added to hiragana of the *i* column (i.e., き, し, ち etc.), as shown below, to create contracted hiragana syllables.

	a	i	u	e	o
	あ	い	う	え	お
	a	i	u	e	o
k	か	き	く	け	こ
	ka	ki	ku	ke	ko
s	さ	し	す	せ	そ
	sa	shi	su	se	so
t	た	ち	つ	て	と
	ta	chi	tsu	te	to
n	な	に	ぬ	ね	の
	na	ni	nu	ne	no
h	は	ひ	ふ	へ	ほ
	ha	hi	fu	he	ho
m	ま	み	む	め	も
	ma	mi	mu	me	mo
y	や		ゆ		よ
	ya		yu		yo
r	ら	り	る	れ	ろ
	ra	ri	ru	re	ro
w	わ				を
	wa				wo
	ん				
	n				

きゃ	kya	きゅ	kyu	きょ	kyo
ぎゃ	gya	ぎゅ	gyu	ぎょ	gyo
しゃ	sha	しゅ	shu	しょ	sho*
じゃ	ja	じゅ	ju	じょ	jo*
ちゃ	cha	ちゅ	chu	ちょ	cho*
にゃ	nya	にゅ	nyu	にょ	nyo
ひゃ	hya	ひゅ	hyu	ひょ	hyo
びゃ	bya	びゅ	byu	びょ	byo
ぴゃ	pya	ぴゅ	pyu	ぴょ	pyo
みゃ	mya	みゅ	myu	みょ	myo
りゃ	rya	りゅ	ryu	りょ	ryo**

*In some cases, the combination is such that the pronunciation is more clearly indicated in romanization with an "h" or no additional letter, rather than with a "y."

**The basic hiragana り /ri/ will be introduced in Lesson 8.

Although the above contracted sounds are written with two hiragana characters (one regular-sized and one small), they each represent only one beat, just like single hiragana characters. A student once said to me, "Please give me freedom" (じゆう ください *Jiyuu kudasai*), but what he actually wanted to say was "Please give me ten" (じゅう ください *Juu kudasai*). The word "freedom" is じゆう /ji-yu-u/ with three beats, whereas the word for "ten" is じゅう /ju-u/ with two beats. So, in order to avoid confusion and misunderstanding, keep in mind that the combination of an *i* column hiragana and a small や, ゆ, or よ is pronounced as a single beat.

Like small つ, small や, ゆ, and よ are written in the lower half of their real or imaginary square in horizontal writing, and in the right half of the square in vertical writing.



READ AND WRITE

じどうしゃ

automobile, car

じゃあ、また

See you.

おちゃ

(Japanese) tea

ひゃく

one hundred

やきゅう

baseball

ぎゅうにゅう

(cow's) milk

しゅうまつ

weekend

きょう

today

じゅうしょ

address

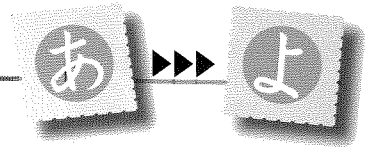
ちょうどいい

just right

びょうき

sickness, disease

REVIEW



Practice writing horizontally.

ya	yu	yo

1

yo	ko	ga	ki

2

o	ya	yu	bi

3

fu	yu	ya	su	mi

4

ni	chi	yo	u	bi

5

ya	sa	i

6

kyo		u

7

ya	kyu		u

8

hya		ku

9

byo		u	ki

10

ja		a	,	ma	ta

Practice writing vertically.


9	7	5	3	1	
ju	shu	o	ha	yo	ya
		ha	na	ya	yu
u	u	yo	ya	ku	yo
sho	ma	u			
	tsu				

10	8	6	4	2
ji	cho	o	yu	yu
do		cha	me	de
u	u			ta
sha	do			ma
	i			go
	i			

LESSON 8

あ a	い i	う u	え e	お o	
か ka	き ki	く ku	け ke	こ ko	きゃ kya
さ sa	し shi	す su	せ se	そ so	きゅ kyu
た ta	ち chi	つ tsu	て te	と to	きょ kyo
な na	に ni	ぬ nu	ね ne	の no	しゃ sha
は ha	ひ hi	ふ fu	へ he	ほ ho	しゅ shu
ま ma	み mi	む mu	め me	も mo	しょ sho
や ya		ゆ yu		よ yo	ちゃ cha
ら ra	り ri	る ru	れ re	ろ ro	ちゅ chu
わ wa				を wo	ちょ cho
ん n					にゃ nya
					にゅ nyu
					にょ nyo
					ひゃ hya
					ひゅ hyu
					ひょ hyo
					みゃ mya
					みゅ myu
					みょ myo
					りゃ rya
					りゅ ryu
					りょ ryo
が ga	ぎ gi	ぐ gu	げ ge	ご go	ぎゃ gya
ざ za	じ ji	ず zu	ぜ ze	ぞ zo	ぎゅ gyu
だ da	ぢ di	づ du	で de	ど do	ぎょ gyo
ば ba	び bi	ぶ bu	べ be	ぼ bo	じゃ ja
ぱ pa	ぴ pi	ぷ pu	ぺ pe	ぽ po	じゅ ju
					じょ jo
					びゃ bya
					びゅ byu
					びょ byo
					ぴゃ pya
					ぴゅ pyu
					ぴょ pyo

ra




ら	ら	ら	ら	ら	ら	ら	ら

READ AND WRITE

らくだ

camel



らいげつ

next month

たからくじ

(public) lottery

おてあらい

bathroom

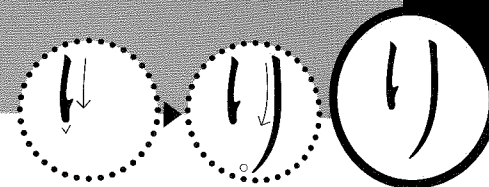
つまらない

boring

しょからい

salty

ri



り	り	り	り	り	り	り	り

READ AND WRITE

りす

squirrel



くすり

medicine

りょこう

traveling, trip

ゆっくり

slowly



ひとりっこ

an only child

ありがとう


Thank you.

ru



る	る	る	る	る	る	る	る

re




れ	れ	れ	れ	れ	れ	れ	れ

READ AND WRITE

るす

not at home



さる

monkey

ひるね

nap

ひるやすみ

lunch break

うるさい

noisy, irritating

ぬいぐるみ

stuffed animal

READ AND WRITE

れいぞうこ

refrigerator

れきし

history

なだれ

avalanche

きれい

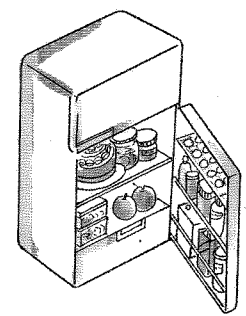
beautiful, clean


できれば

if possible, if one could

れいぼう

air conditioning





ろ	ろ	ろ	ろ	ろ	ろ	ろ	ろ

READ AND WRITE

ろうそく

candle

ふくろ

bag, sack

おふろ

bath

ふるしき


Japanese wrapping cloth

だいどころ


kitchen

どろぼう

thief



REVIEW



Practice writing horizontally.

ra	ri	ru	re	ro

1

de	ki	re	ba

2

o	te	a	ra	i

3

nu	i	gu	ru	mi

4

a	ri	ga	to	u

5

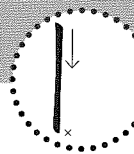
do	ro	bo	u

Practice writing vertically.

10		9		8		7		6			
	re		hi		ta		yu		fu		ra
	i		ru		ka		k		ro		ri
	zo		ya		ra		ku		shi		ru
	u		su		ku		ri		ki		re
	ko		mi		ji						ro

wa

わ




わ

わ	わ	わ	わ	わ	わ	わ	わ

READ AND WRITE

わに

crocodile, alligator



ゆびわ

ring (jewelry)

うわさ

rumor, gossip

へいわ

peace

わりばし

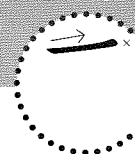
disposable wooden chopsticks

わすれもの

lost item

wo

を




を

を	を	を	を	を	を	を	を

READ AND WRITE

まどをしめます。

I will close the window.



なまえをかいてください。


Please write your name.

きをつけましょう。

Let's be careful.

NOTE: を is used only as a particle. It is a direct-object marker.

n

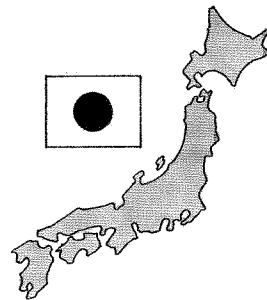


ん	ん	ん	ん	ん	ん	ん	ん

READ AND WRITE

にほん

Japan



でんわ

telephone

えんぴつ

pencil

はんぶん

half

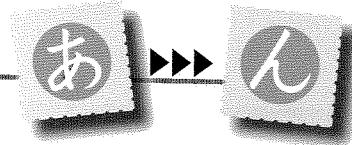
でんたく

calculator

せんせい

teacher

REVIEW



Practice writing horizontally.

wa	wo	n

1

ni	ho	n

2

ha	n	bu	n

3

he	i	wa

4

wa	su	re	mo	no

5

se	n	se	i

Practice writing vertically.

su	ma	te	na	wa		
	do	ku	ma	wo		
	wo	da	e	n		
	shi	sa	wo			
	me	i	ka			
	ma		i			

Fill in the following chart, in order, with the appropriate hiragana.

	a	i	u	e	o
k					
s					
t					
n					
h					
m					
y					
r					
w					

APPENDIXES



SIMILAR-LOOKING HIRAGANA

Listen to the audio and select the correct hiragana.

- | | | |
|-------------------------|-------------------------|-------------------------|
| 1. a) さ b) き c) ま | 2. a) あ b) お c) ち | 3. a) く b) へ c) て |
| 4. a) た b) な c) は | 5. a) ぬ b) ね c) る | 6. a) れ b) わ c) ね |
| 7. a) つ b) し c) も | 8. a) る b) ろ c) そ | 9. a) う b) え c) ん |
| 10. a) う b) ら c) ち | 11. a) ち b) ろ c) み | 12. a) あ b) め c) ぬ d) の |
| 13. a) は b) ほ c) ま d) よ | 14. a) た b) こ c) い d) り | 15. a) い b) け c) に d) こ |



SIMILAR-LOOKING WORDS

Listen to the audio and select the correct word.

- | | | | |
|-----------|-------|-------|-------|
| 1. a) ちく | b) さく | c) きく | d) まく |
| 2. a) おち | b) あさ | c) あき | d) おき |
| 3. a) あり | b) ぬり | c) ねり | d) るり |
| 4. a) かれ | b) かわ | c) かね | d) かお |
| 5. a) のし | b) めし | c) あし | d) ぬし |
| 6. a) より | b) まり | c) ほり | d) はり |
| 7. a) しま | b) くま | c) へま | d) てま |
| 8. a) いつ | b) いし | c) いも | d) いま |
| 9. a) きる | b) きみ | c) きろ | d) きそ |
| 10. a) はた | b) はこ | c) はい | d) はり |

11. a) ふえ b) うえ c) うん d) らん
 12. a) ふち b) うち c) らち d) よち
 13. a) いち b) いろ c) いそ d) いる
 14. a) くち b) しち c) くろ d) しろ
 15. a) りけん b) いけん c) こけん d) にけん
 16. a) たんご b) だんご c) なんご d) はんご



LONG VOWELS

I. Listen to the audio and practice pronouncing the following pairs.

Long Vowel /e-e/

かけ... かけい、えご... えいご、しけ... しけい、
 せかい... せいかい

Long Vowel /o-o/

ここ... こうこう、こがい... こうがい、ごかい... ごうかい、
 きご... きごう、そこ... そうこ、そかい... そうかい

II. Listen to the audio and select the correct word.

1. a) おかあさん b) おかさん c) おっかさん d) おおおかさん
 2. a) おがわさん b) おおかわさん c) おかさん d) おかださん
 3. a) おばさん b) おばあさん c) おおばさん d) おばかさん
 4. a) おっさん b) おじさん c) おじいさん d) おにいさん
 5. a) くいき b) くうき c) くき d) くぎ
 6. a) せっけい b) せいけい c) せいめい d) けいえい
 7. a) きいて b) ききて c) きて d) きてって

8. a) ぼうし b) ほうし c) ほんし d) ほし
 9. a) ほし b) ほしい c) おしい d) おいしい
 10. a) がっこう b) かつこ c) かつこう d) けっこう
 11. a) とげ b) とうげい c) とうけい d) とけい
 12. a) ふぜい b) ふせい c) ふせん d) ふうせん



CONTRACTED SOUNDS

I. Listen to the audio and practice pronouncing the following pairs.

じゆう... じゅう、びよういん... びゅういん、いしや... いしゃ、
 ひやく... ひゃく、きよう... きょう、きやく... きゃく、
 きゆう... きゅう、りよう... りょう、りゆう... りゅう

II. Listen to the audio and select the correct word.

1. a) しゆう b) じゆう c) じゅう
 2. a) りゆう b) りゅう c) しりゅう
 3. a) びよういん b) びゅういん c) びょうにん
 4. a) いしや b) いしゃ c) きしや
 5. a) にゆうかい b) ゆうかい c) ゆかい
 6. a) ひやく b) ひゃく c) ひしゃく
 7. a) きよう b) きょう c) ちよう
 8. a) りょうり b) みょうり c) びょうり
 9. a) きゅうりょう b) きょうりゅう c) きょうゆう
 10. a) きやく b) ぎやく c) きやく