



Week 2

		K	O	R	E	A	N		
		C	L	A	S	S	!		

Instructors. 14:00-16:00 Yehwan & Yena
Instructors. 18:00-20:00 Subhin & Minkang

Index

	B	a	t	c	h	i	m			
--	---	---	---	---	---	---	---	--	--	--


	G	r	e	e	t	i	n	g	s	
--	---	---	---	---	---	---	---	---	---	--

	D	i	a	l	o	g	u	e		
--	---	---	---	---	---	---	---	---	--	--

	C	u	l	t	u	r	e			
--	---	---	---	---	---	---	---	--	--	--

I	c	e							
B	r	e	a	k	i	n	g		

- Let's watch this video



https://www.youtube.com/watch?v=0wFag0_WcaU&feature=youtu.be

		R	e	v	i	e	w			
			V	o	w	e	l	s		

Basic Vowels

ㅏ [a]	ㅓ [o]	ㅜ [eu]
ㅑ [ya]	ㅗ [yo]	ㅣ [i]
ㅓ [eo]	ㅜ [u]	
ㅑ [yeo]	ㅗ [yu]	

		R	e	v	i	e	w			
			V	o	w	e	l	s		

Combined Vowels

ㅏ [ae]

ㅑ [wa]

ㅓ [we]

ㅛ [yae]

ㅕ [oe]

ㅗ [wi]

ㅜ [e]

ㅟ [wae]

ㅡ [ui]

ㅠ [ye]

ㅛ [wo]

R	e	v	i	e	w					
	C	o	n	s	o	n	a	n	t	s

- Let's review

ㄱ	ㄴ	ㄷ	ㄹ	ㅁ	ㅂ	ㅅ	ㅇ	ㅈ	
name	gbyeok	nyeun	digeut	rieul	mleum	bleup	sio	leung	jeut

ㅊ	ㅋ	ㅌ	ㅍ	ㅎ	
name	chieut	kieuk	tieut	pieup	hieut

ㄱㄱ	ㄷㄷ	ㅂㅂ	ㅅㅅ	ㅈㅈ
ssang-gbyeok	ssang-digeut	ssang-bleup	ssang-sio	ssang-jeut

R	e	v	i	e	w					
	C	o	n	s	o	n	a	n	t	s

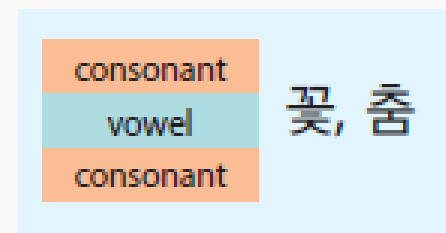
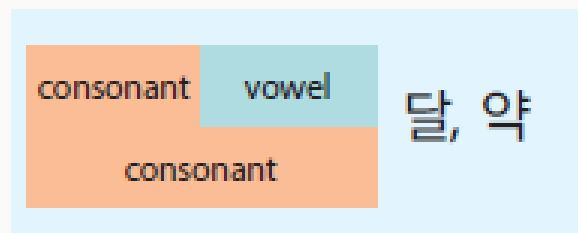
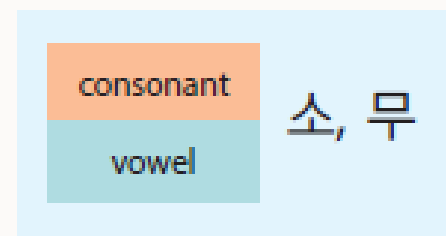
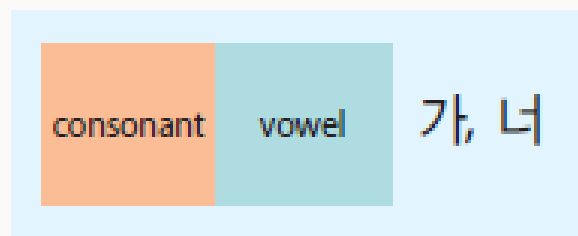
- Let's review

Letter shape	Example	Practice			
가	가	가	가	가	가
나	나	나	나	나	나
다	다	다	다	다	다
라	라	라	라	라	라

마	마	마	마	마	마
바	바	바	바	바	바
사	사	사	사	사	사
아	아	아	아	아	아
자	자	자	자	자	자

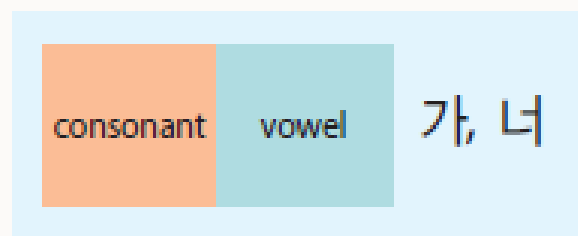
	A	b	o	u	t				
	B	a	t	c	h	i	m		

- There are 4 types of Korean words

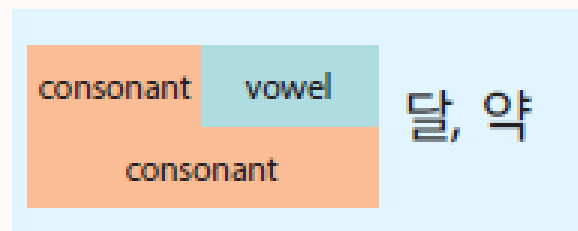


A	b	o	u	t				
	B	a	t	c	h	i	m	

- When the vowel is on the right side of consonant

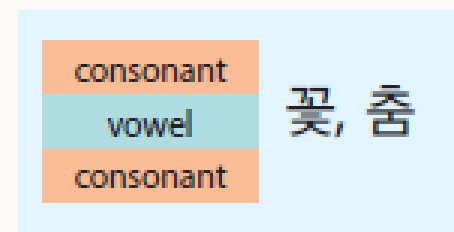
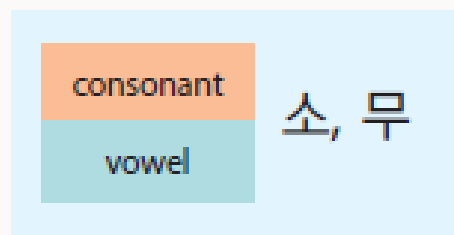


Consonants
ㄱ, ㄴ, ㄷ, ㄹ, ... + ㅏ, ㅑ, ㅓ, ㅕ,
ㅗ, ㅛ, ㅜ



	A	b	o	u	t				
	B	a	t	c	h	i	m		

- When the vowel is on the down side of consonant



Consonants
ㄱ, ㄴ, ㄷ, ㄹ, ...

+

ㅏ, ㅑ, ㅓ, ㅕ, ㅗ

	A	b	o	u	t				
		B	a	t	c	h	i	m	

- Can you see the difference between them?

┌, ƒ, 7, 7,
|, H, 7|

On the **right** side of consonant

└, 11, T, 11, —

On the **down** side of consonant

	A	b	o	u	t				
	B	a	t	c	h	i	m		

- How about this?

ㄱ → 의, 희...

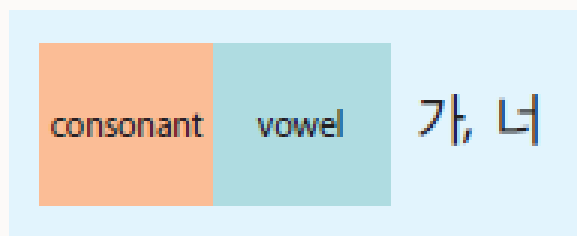
내 → 왜, 돼...

과 → 과, 와...

⋮

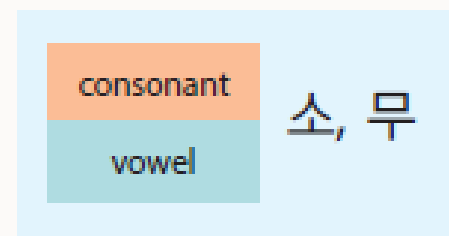
A	b	o	u	t				
	B	a	t	c	h	i	m	

• Without 받침 [Batchim]



ㄱ + ㅏ

ㄴ + ㅓ



ㅅ

ㅗ

ㅊ

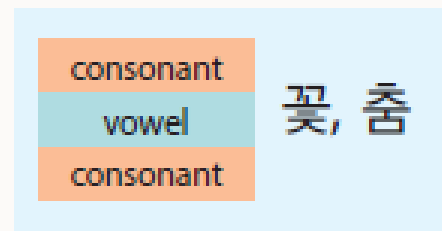
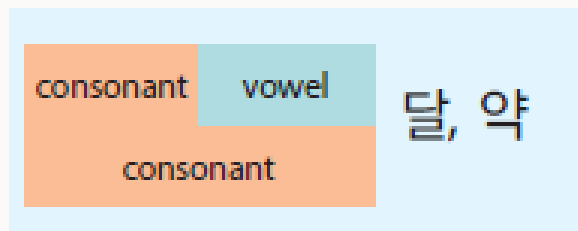
ㅜ

ㅌ

ㅛ

	A	b	o	u	t				
	B	a	t	c	h	i	m		

• With 받침 [Batchim]



B	a	t	c	h	i	m			
P	r	o	n	o	u	n	c	e	

- Can be used

ㄱ, ㄴ, ㄷ, ㄹ, ㅁ, ㅂ,
 ㅅ, ㅇ, ㅈ, ㅊ, ㅋ, ㅌ,
 ㅍ, ㅎ, ㅍ, ㅅ

- The pronunciation is restricted to
7 sounds of

ㄱ, ㄴ, ㄷ, ㄹ,
 ㅁ, ㅂ, ㅇ

B	a	t	c	h	i	m			
P	r	o	n	o	u	n	c	e	

Batchim

ㄱ, ㅋ, ㆁ

Pronunciation

[ㄱ]

Example

책[책]
부엌[부억]
밖[박]

B	a	t	c	h	i	m			
P	r	o	n	o	u	n	c	e	

●
Batchim

ㄴ

●
Pronunciation

[ㄴ]

●
Example

산[산]
돈[돈]

B	a	t	c	h	i	m			
P	r	o	n	o	u	n	c	e	

Batchim

ㄷ, ㅌ, ㅍ, ㅊ,
ㅅ, ㅆ, ㅎ

Pronunciation

[ㄷ]

Example

곧[곧], 옷[옷],
있다[있다], 낮[낮],
꽃[꽃], 밭[밭],
히읃[히읃]

B	a	t	c	h	i	m			
P	r	o	n	o	u	n	c	e	

More examples of Batchim ‘ㄷ’

받다[받다]

빚[빚]

낫[낫]

묻[묻]

샀다[샀다]

낳다[낳다]

곶[곶]

B	a	t	c	h	i	m			
P	r	o	n	o	u	n	c	e	

●
Batchim

ㄹ

●
Pronunciation

[ㄹ]

●
Example

길[길]

B	a	t	c	h	i	m			
P	r	o	n	o	u	n	c	e	

●
Batchim

ㅁ

●
Pronunciation

[ㅁ]

●
Example

삼[삼]

B	a	t	c	h	i	m			
P	r	o	n	o	u	n	c	e	

Batchim

ㅂ, ㅍ

Pronunciation

[ㅂ]

Example

밥[밥]
숲[숲]

B	a	t	c	h	i	m			
P	r	o	n	o	u	n	c	e	

●
Batchim

ㅇ

●
Pronunciation

[ㅇ]

●
Example

강[강]

B a t c h i m

P r o n o u n c e

Consonant base	pronunciation	Example
ㄱ, ㅋ, ㆁ	[ㄱ]	책[책], 부엌[부엌], 밖[밖]
ㄴ	[ㄴ]	산[산]
ㄷ, ㅌ, ㅍ, ㅊ, ㅌ, ㅍ, ㅎ	[ㄷ]	곧[곧], 옷[으], 있다[있다] 낮[낮], 꽃[꽃], 밭[밭], 히읃[히읃]
ㄹ	[ㄹ]	길[길]
ㅁ	[ㅁ]	삼[삼]
ㅂ, ㅍ	[ㅂ]	밭[밭], 숲[숲]
ㅇ	[ㅇ]	강[강]

B	a	s	i	c				
S	e	n	t	e	n	c	e	s

Hi! Hello!

안녕 + 하세요

[an-nyeong]

[ha-se-yo]

well-being, peace, health

you do, do you?, please do

B	a	s	i	c				
S	e	n	t	e	n	c	e	s

Hi! Hello!

- Or you can just say this to your friends

안녕?
[an-nyeong]

B	a	s	i	c				
S	e	n	t	e	n	c	e	s

Thank you

- To say 'Thank you' to your friends

고마워

[go ma wo]

B	a	s	i	c				
S	e	n	t	e	n	c	e	s

Thank you

- To say 'Thank you' in more polite way

고맙습니다

[go map seup ni da]

B	a	s	i	c				
S	e	n	t	e	n	c	e	s

Thank you

- But we use it more to say 'Thank you' in polite way

감사합니다

[gam sa hap ni da]

B	a	s	i	c				
S	e	n	t	e	n	c	e	s

I am sorry

- To say 'I am sorry' to your friends

미안해

[mi an hae]

B	a	s	i	c				
S	e	n	t	e	n	c	e	s

I am sorry

- To say 'I am sorry' in more polite way

미안합니다

[mi an ham ni da]

B	a	s	i	c				
S	e	n	t	e	n	c	e	s

I am sorry

- But we use it more to say 'I am sorry' in polite way

죄송합니다

[joe song ham ni da]

B	a	s	i	c				
S	e	n	t	e	n	c	e	s

Excuse me

- There are 2 ways to say 'Excuse me' in Korean

저기요 [jeoggiyo] : call the waiter, get someone's attention

잠시만요 [jamsimanyo] : want to passing through

B	a	s	i	c				
S	e	n	t	e	n	c	e	s

I am, My name is

- There are 2 ways to introduce you

저는 ~입니다.

[jeoneun ~imnida]

: I am~

제 이름은 ~입니다.

[je ireumeun ~imnida]

: My name is~

B	a	s	i	c				
S	e	n	t	e	n	c	e	s

I am from

- There are 2 ways to say where are you come from

저는 ~에서 왔습니다.

: I am from

[jeoneun ~eseo watseumnida]

B	a	s	i	c				
S	e	n	t	e	n	c	e	s

I am from

- There are 2 ways to say where are you come from

저는 ~사람입니다. : I am ~'s person (Literally means)
: I am from ~

[jeoneun ~saramimnida]

D	i	a	l	o	g	u	e		
E	x	p	r	e	s	s	i	o	n

Expressions for Nationality

Czech Republic - 체코[Cheko]

Slovakia - 슬로바키아[Seullobakia]

Korea - 한국[Hanguk]

USA - 미국[Miguk]

D	i	a	l	o	g	u	e		
E	x	p	r	e	s	s	i	o	n

Expressions for Nationality

China - 중국[Jungguk]

Japan - 일본[Ilbon]

Germany - 독일[Dogil]

UK - 영국[Yeongguk]

D	i	a	l	o	g	u	e		
E	x	p	r	e	s	s	i	o	n

Expressions for Appellation

- When women call

Older sister – 언니[Eonni]

Older brother – 오빠[Oppa]

D	i	a	l	o	g	u	e		
E	x	p	r	e	s	s	i	o	n

Expressions for Appellation

- When men call

Older sister – 누나[Nuna]

Older brother – 형[Hyeong]

D	i	a	l	o	g	u	e		
E	x	p	r	e	s	s	i	o	n

Expressions for Appellation

OO 누나[Nuna]

OO 형[Hyeong]

OO 언니[Eonni]

OO 오빠[Oppa]

D	i	a	l	o	g	u	e		
E	x	p	r	e	s	s	i	o	n

Expressions for Grade

Grade – 학년[Hangnyeon]

1st Grade – 일학년[Il-hangnyeon]

2nd Grade – 이학년[I-hangnyeon]

3rd Grade – 삼학년[Sam-hangnyeon]

4th Grade – 사학년[Sa-hangnyeon]

D	i	a	l	o	g	u	e
P	r	a	c	t	i	c	e

● Let's practice

민수 : 안녕하세요[Annyeong-haseyo]? Hello?

Tereza : 안녕하세요[Annyeong-haseyo]! Hi! Nice to meet you.

만나서 반갑습니다[Mannaseo Bangapseumnida].

Michael : 반갑습니다[Bangapseumnida]. Nice to meet you.

D	i	a	l	o	g	u	e
P	r	a	c	t	i	c	e

● Let's practice

I'm from Seoul. Which country are you from?

민수 : 저는 서울 사람인데, 어느 나라에서 왔어요?

[Jeoneun Seoul Saraminde, Eoneu Naraeseo Wasseoyo]

Tereza : 저는 체코에서 왔어요 [Jeoneun Chekoeseo Wasseoyo].

I'm from Czech Republic.

Michael : 저는 미국 사람이예요 [Jeoneun Miguk Saramieyo].

I'm from USA.

D	i	a	l	o	g	u	e
P	r	a	c	t	i	c	e

● Let's practice

Wow! I'm in third grade. What grade are you in?

민수 : 와! 저는 3학년인데, 몇 학년이에요?

[Wa! Jeoneun Sam-hangnyeon-inde, Myeot Hangnyeonieyo]

Michael : 저는 1학년이에요. [Jeoneun Il-hangnyeonieyo]

I'm in first grade.

Tereza : 저는 2학년이에요. [Jeoneun I-hangnyeonieyo]

I'm in second grade.

	K	o	r	e	a	n			
		C	u	l	t	u	r	e	s

- Korean university students' life

MT
(Membership Training)

K	o	r	e	a	n			
	C	u	l	t	u	r	e	s

- Korean university students' life

MT

(Membership Training)

: Drinking games, Offering drinking songs, Group games,...

K o r e a n

C u l t u r e s



K	o	r	e	a	n			
	C	u	l	t	u	r	e	s

- Korean university students' life

선배, 후배

[seon-bae, hu-bae]

: Senior, Junior

	K	o	r	e	a	n			
		C	u	l	t	u	r	e	s

- Korean university students' life

축제 : Festivals
[chukje]

	K	o	r	e	a	n				
		C	u	l	t	u	r	e	s	

- Korean university students' life



K	o	r	e	a	n				
	C	u	l	t	u	r	e	s	

- Korean university students' life

응원단 : Cheering squad
[eungwondan]

K	o	r	e	a	n			
	C	u	l	t	u	r	e	s

- Korean university students' life



	T	H	A	N	K	
--	---	---	---	---	---	--

	Y	O	U	!		
--	---	---	---	---	---	--