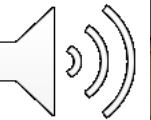


# KOREAN CLASS

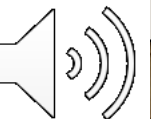
week 2



# INDEX

---

- Review
- Batchim
- Basic word / sentence / dialogue
- Today's Korean Culture (politeness, dialect)



# LET'S REVIEW !

---

- Basic Vowels

ㅏ [a]

ㅑ [o]

ㅓ [eu]

ㅓ [ya]

ㅕ [yo]

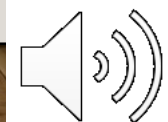
ㅗ [i]

ㅛ [eo]

ㅜ [u]

ㅠ [yeo]

ㅠ [yu]



# LET'S REVIEW!

---

- Combined Vowels

ㅏ [ae]

ㅑ [wa]

ㅓ [we]

ㅛ [yae]

ㅕ [oe]

ㅗ [wi]

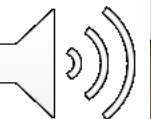
ㅜ [e]

ㅛ [wae]

ㅡ [ui]










ㅠ [ye]

ㅜ [wo]








# LET'S REVIEW!

- Consonants

									
name	giyeok	nieun	digeut	rieul	mieum	bleup	slot	leung	jieut

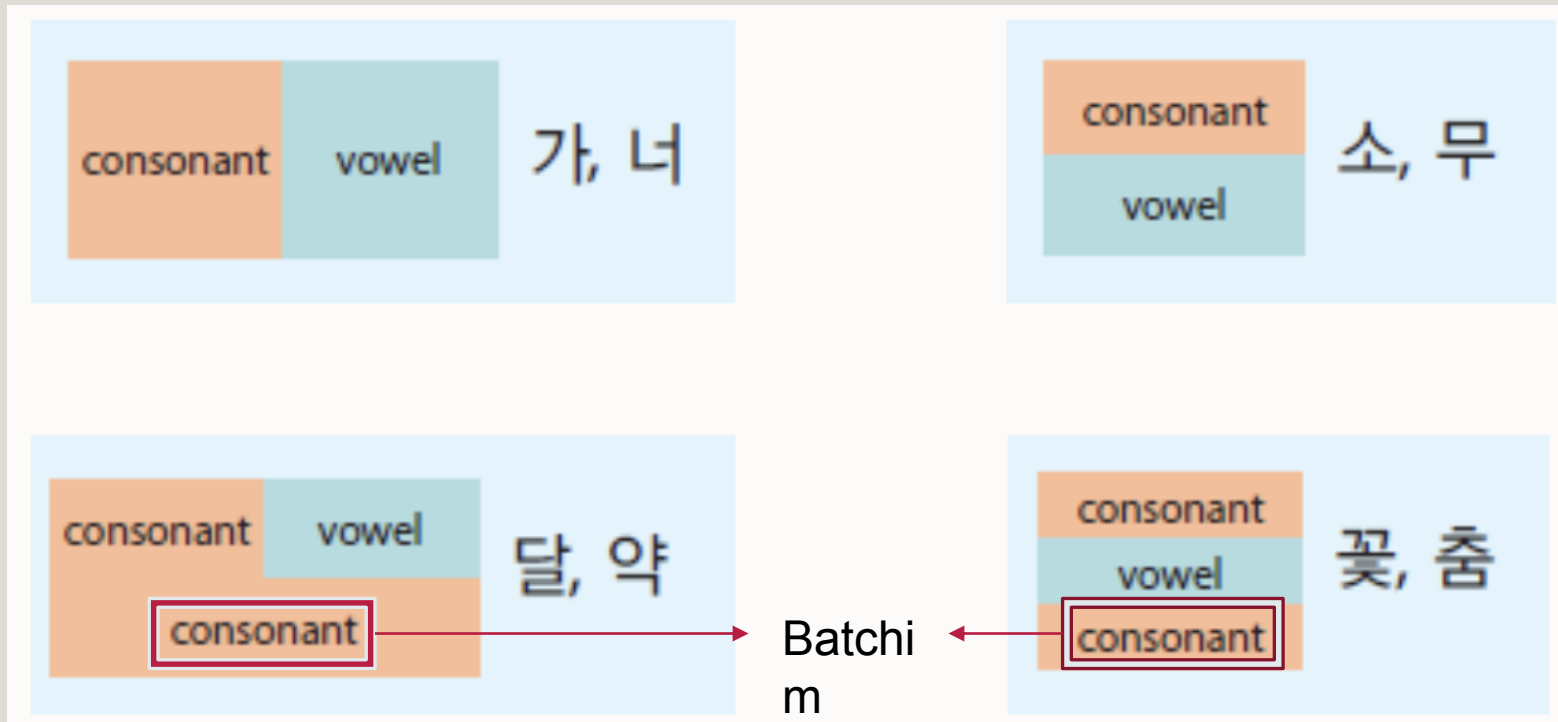
					
name	chieut	kieuk	tieut	pieup	hieut

					
ssang-	ssang-	ssang-	ssang-	ssang-	
giyeok	digeut	bleup	slot	jieut	



# ABOUT 받침 (BATCHIM)

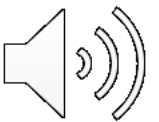
- There are 4 types of Korean word






# BATCHIM PRONOUNCE

Consonant base	Pronunciation	Example
ㄱ, ㅋ, ㆁ	[ㄱ]	책[책]:Book-{\Caeck}, 부엌[부엌]:Kitchen-{\Bueok}
ㄴ	[ㄴ]	산[산]:Mountain-{\San}
ㄷ, ㅌ, ㅍ, ㅊ, ㅌ, ㅍ, ㅎ	[ㄷ]	약[약]:Medicine-{\Yak}, 낮[낮]:Daytime-{\Not}, 꽃[꽃]:Flower-{\ggoat}
ㄹ	[ㄹ]	길[길]:Road-{\Gil}
ㅁ	[ㅁ]	몸[몸]:Body-{\Moam}
ㅂ, ㅃ	[ㅂ]	밥[밥]:Rice-{\Bap}, 숲[숲]:Forest-{\Soop}
ㅇ	[ㅇ]	강[강]:River-{\Gang}



<b>Regular Sound</b>	<b>Strong Sound</b>	<b>Hard Sound</b>
ㄱ, ㅋ, ㆁ, ㆁ, ㆁ,	ㅋ, ㆁ, ㆁ, ㆁ	ㄱ, ㅋ, ㆁ, ㆁ, ㆁ





PLUS



- Can you see the difference between them?

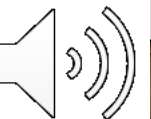
┌, ƒ, †,  
‡

l, H, †l

On the **right** side of consonant

⊥, ⊚, ⊤, ⊞,  
—



On the **down** side of consonant



## BASIC WORD – (IN HOME)

---

- Mom – 엄마{ Eom-ma}
- Dad - 아빠{ A-bba}
- Older sister – 누나/언니{ Nuna / Eon-ni }
- Older brother – 형/오빠{Hyeong / Oppa}
- Family – 가족{Gajok}



## BASIC WORD – (IN SCHOOL)

---

- **Class** – 수업 { Su-up }
- **Assignment** – 과제 { Gwa-jae }
- **Professor** – 교수님 { Gyo-su-nim }
- **Friend** – 친구 { Ching-gu }
- **Bag** – 가방 { Ga-bang }



# BASIC SENTENCE

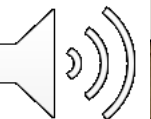
---

Hi/Hello

: 안녕하세요 ( An-nyeong-ha-sae-yo)

Bye

:안녕히계세요 ( An-nyeong-hee-gae-sae-yo)



# BASIC SENTENCE

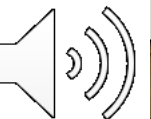
---

Thank you

: 감사합니다 (Gam-sa-hap-ni-da)

Sorry

: 미안합니다 ( Mi-an-hap-ni-da)



## BASIC SENTENCE

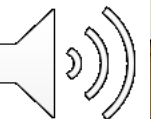
---

What's your name?

: 이름이 뭐예요? ( i-reum-i-mo-ye-yo)

My name is ~

: 내 이름은 ~ 이에요 ( Nae-i-reum-eun ~ i-ye-yo)





# BASIC SENTENCE

---

Nice to meet you

: 만나서 반가워요 (man-na-seo-bang-ga-wo-yo)



## BASIC SENTENCE

---

Where are you from?

: 어디에서 왔어요? ( eo-di-ae-seo-what-seo-yo?)

I'm from ~

: ~에서 왔어요 ( ~ ae-seo-what-seo-yo)



# BASIC SENTENCE

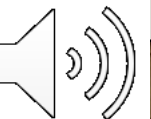
---

Are you Czech?

: 당신은 체코사람인가요? (dang-sin-eun-chae-ko-sa-ram-in-ga-yo?)

Yes / No

:네 / 아니요 ( nae / a-ni-yo)



PLUS

Let's learn name of country !

**Korea** – 한국 (Han-guk)

**Czech** – 체코 (Chae-ko)

**Germany** – 독일(Dok-il)

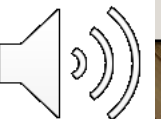



Russia – 러시아(Leo-si-a)

Spain – 스페인(Seu-pae-in)

Slovakia – 슬로바키아(Seul-lo-ba-ki-a)

France – 프랑스(Peu-rang-seu)



# BASIC SENTENCE

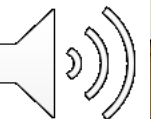
---

What is this?

:이게 뭐예요? ( i-gae-mo-yae-yo?)

This is ~

:이건 ~ 예요 ( i-geon ~ yae-yo)





# BASIC GRAMMAR

---

These are typical  
demonstrative pronouns



It

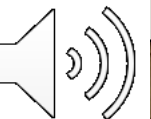
: 이거 (i-geo)

This

: 그거 (geu-geo)

That

: 저거 (jeo-geo)



# DIALOGUE

---

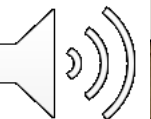
Eun ju - Hi, Nice to meet you

: 안녕하세요, 만나서 반가워요

(an-nyeong-ha-sae-yo, man-na-seo-ban-ga-wo-yo)

Thomas - Me too, What's your name?

:저도요, 이름이 뭐예요? (jed-do-yo, i-reum-i-meo-yaе-yo?)



# DIALOGUE

---

Eun ju - My name is Eun ju. And you?

:제 이름은 은주예요. 당신은요?

(jae-i-reum-eun-eunju-yae-yo. Dang-sin-eun-yo?)

Thomas – I am Thomas. Where are you from?

:저는 토마스예요. 어디에서 왔어요?

(jeo-neun-to-ma-seu-yae-yo. Eo-di-ae-seo-what-e-yo?)



# DIALOGUE

---

Eun ju- I am from Korea. Are you Czech?

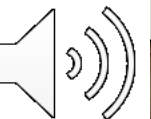
: 저는 한국에서 왔어요. 당신은 체코사람인가요?

(jeo-neun-han-guk-ae-seo-what-eo-yo. Dang-sin-eun-chae-ko-sa-ram-in-ga-yo)

Thomas- No, I am from Germany.

:아니요, 저는 독일에서 왔어요.

(a-ni-yo, jeo-neun-dok-il-ae-seo-what-a-yo)



# DIALOGUE

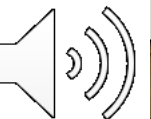
---

Yejin – What is this?

: 이걸 뭐예요? ( i-gun-mo-yae-yo?)

Derik- It is my phone.

: 이걸 나의 핸드폰이에요. ( i-gun-na-eu-hand-phone-i-yae-yo)





# TODAY'S KOREAN CULTURE - POLITENESS

---

- Dining etiquette

1. Don't eat until adult start eating.
2. Spoon is left side, chopsticks are right side.
3. When you before eat, should say "잘 먹겠습니다"
4. When you finish eat, should say " 잘 먹었습니다"
5. Don't make the sound of the spoon and the bowl
6. Don't make the sound of chewing food.






# TODAY'S KOREAN CULTURE – DIALECTS

---

Watch this video first !!



[https://youtu.be/cCchIPz\\_pBs](https://youtu.be/cCchIPz_pBs)

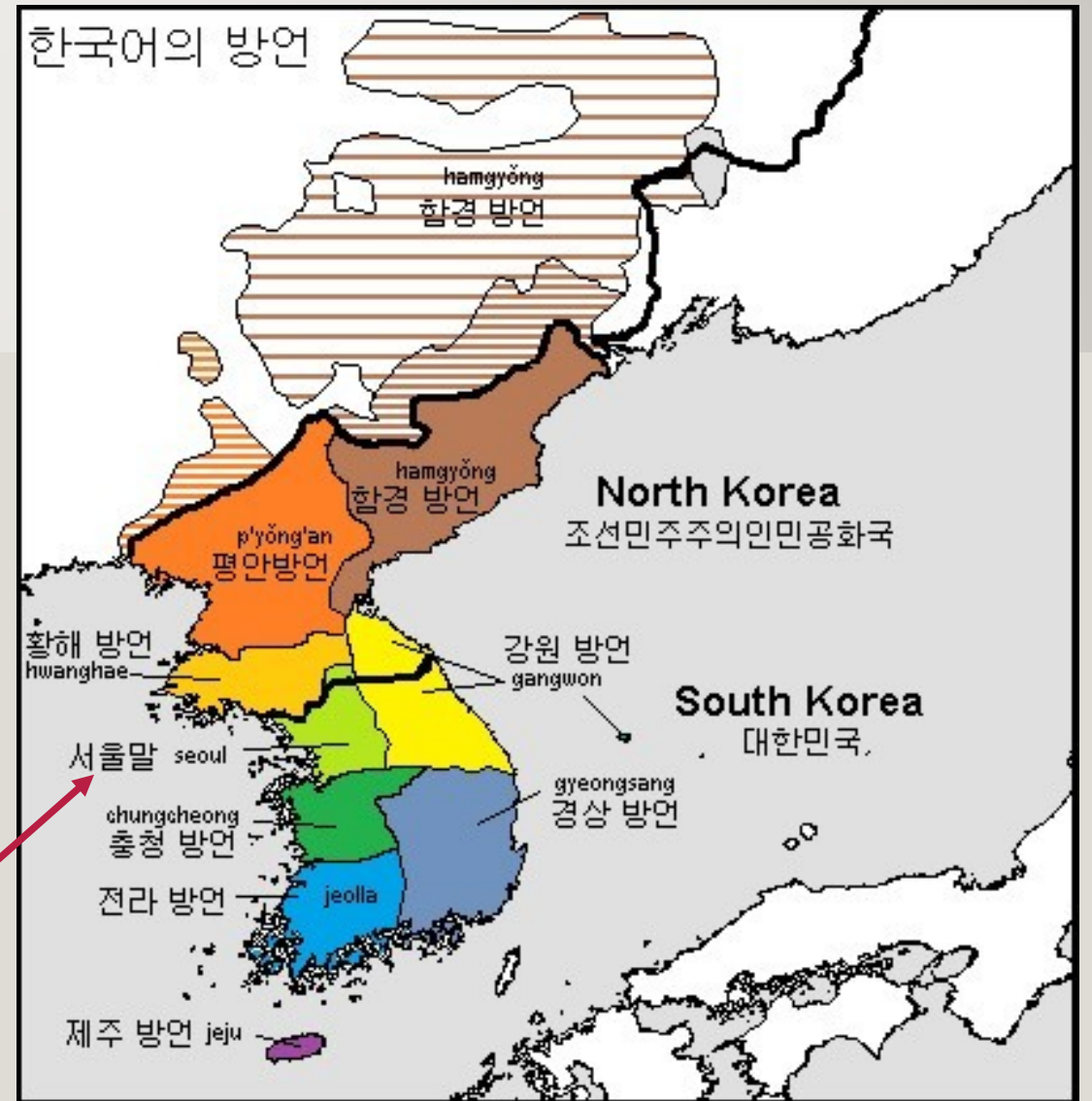


# TODAY'S KOREAN CULTURE - ~~DIALECTS~~

- As shown in the picture, each divided region has a dialect.

**Reason** : Because local settled populations developed peculiarities in speech + the weather, lifestyle, and culture are different in each region.

- The language you are learning is the standard language, "Seoul".



Thank you

