

WEEK 3

Masaryk University

# KOREAN CLASS #3

---

**PRESENTER :** Yoojin Oh | Jimin Lee | Seoyeong Kim

# CONTENTS

---

**00. Review**  
Week 2

**01. Polite/Informal**  
Expression

**02. Basic word**

**03. Basic Grammar**

**04. Dialogue**

**05. K-Culture\_Game**

00

**Let's Review!**

---

About week 2

Let's review!

---

스 E 표 흥

나 계 야 나



Let's review!

노란색 가방

ㄴ ㄱ ㅇ



Let's review!

---

이지민

L

Let's review!


---

교수님

□



Let's review!



Friend



Let's review!

---

:학교

Let's review!

---



: 만나서 반가워요

Nice to meet you


: 감사합니다

Thank you


# Let's review!



1



2



3



4

# 01 Informal & Polite Expression

---

# Informal & Polite Expression

**Informal**

반말

안녕

{An-nyeong}

잘가

{Jal-ga}

[Hello]

[Bye]

**Polite**

존댓말

안녕하세요

{An-nyeong-ha-sae-yo}

안녕히 가세요

{An-nyeong-hee-ga-sae-yo}

# Informal & Polite Expression

## Informal

I

미안해

{Mi-an-hae}

고마워

{Go-ma-wo}

[Sorry]

## Polite

미안해요/죄송합니다

{Mi-an-hae-yo / Jwae-song-hap-ni-da}

[Thank you]

고마워요/감사합니다

{Go-ma-yoe-yo / Gam-sa-hap-ni-da}

# Informal & Polite Expression

---

**I**

**Informa**

**I Polite**

I have strawberry.

**나**는 딸기를 가지고 있어. { Na-neun ddal-gi reul ga ji go it eo }

**저**는 딸기를 가지고 **있어요**. { Jeo-neun ddal-gi reul ga ji go it eo yo }



# Informal & Polite Expression

---

MY

Informa

l Polite

My major is music.

나의 전공은 음악이야 { Na-eu jeon-gong eun eum-ak I ya }

저의 전공은 음악이에요 { Jeo-un jeon-gong eun eum-ak i-e-yo }

# Informal & Polite Expression

*me.*

Informa

l Polite

Please give it to me.

그것을 나에게 줘 { Geu-geot-eul na-e-ge gwo }

그것을 저에게 주세요 { Geu-geot-eul jeo-e-ge ju-sae-yo }

# Informal & Polite Expression

*you*

Informa

l Polite

You are pretty.

너는 예쁘다 {Neo-neun yae-bbeu-da}


당신은 예뻐요 {Dang-sin-eun yae-bbeo-yo}

# Basic Grammar


---

★ Be-verb :

am, are, is



다 / 이|다  
{ da / I -da }



Behind Vowel

Behind  
Consonant  
(Batchim)

# Informal Expression

---

## \* 야 {ya}

Hi, I am Yujin. Are you Jimin?

안녕 나는 유진이야. 너는 Jimin이야?  
{Annyeong, na neun Yujin I ya. Neo neun Jimin I ya?}

Yes, I am Jimin.

응, 나는 Jimin이야.  
{Eung, na neun jimin I ya.}

# Informal Expression

---

\* 야 {ya}

What is it?

이건 뭐야?  
{I geon meo ya?}

This is cup.

이건 컵이야.  
{I geon cup I ya.}

# Polite Expression

\* 여요 [Yeyo] = 이에요 [i-yaeyo]

Hi, I am Yuiin. Are you Jimin?

안녕하세요 서은 유인**이에요**. 당신은 시민**이에요**?

{Annyeong-ha-sae-yo, jeo-neun jisoo yeyo.

Dang-sin-eun Jimin i-yaeyo?}

Yes, I am Jimin.

네, 저는 시민**이에요**.

{Nea, Jeo-neun Jimin i-yaeyo.}

# Polite Expression

---

\* • 예요 [Yeyo] = 이에요 [i-yaeyo]

What is it?

이건 뭐예요?

{I-geon mwo-yaeyo?}

This is cup.

이건 컵이에요.

{I-geon-cup i-yaeyo}



02

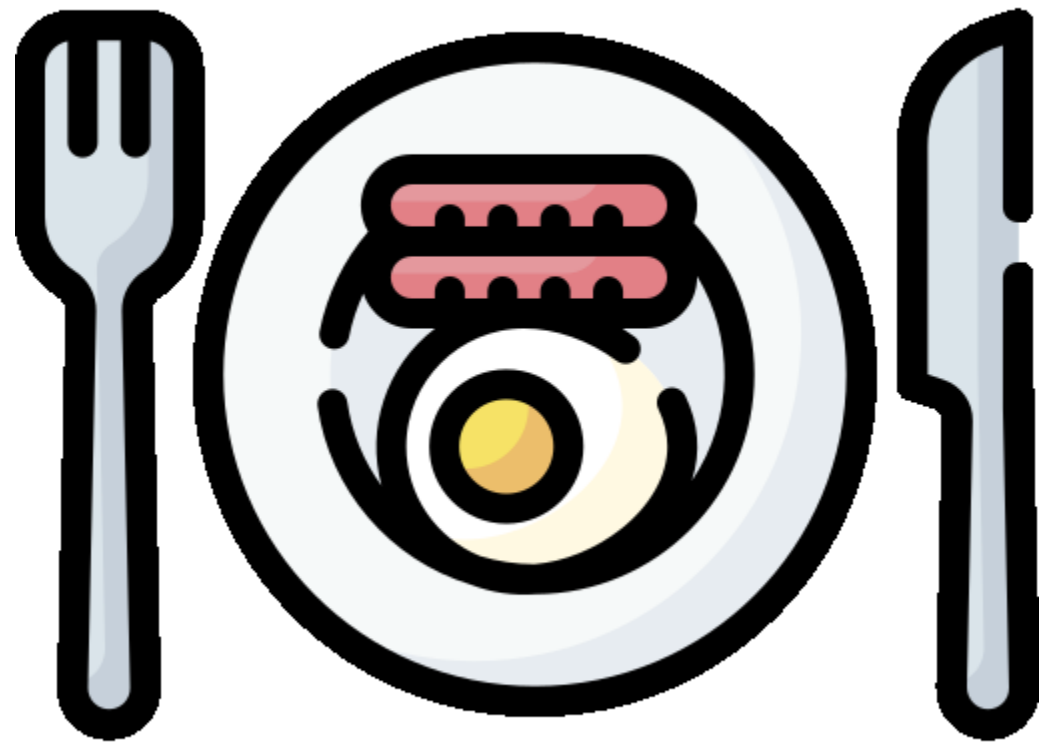
# Basic Words

---

Let's learn about basic words!

**NOUN**

---



Breakfast

:아침식사 [A-chim-sik-sa]

**NOUN**



Lunch

:점심식사 [Jum-  
sim-sik-sa]

**NOUN**

---



Dinner

:저녁식사 [Jeo-nyuk-sik-sa]

**NOUN**

---


**RESTAURANT**



Restaurant

:식당 [Sik-dang]

**NOUN**

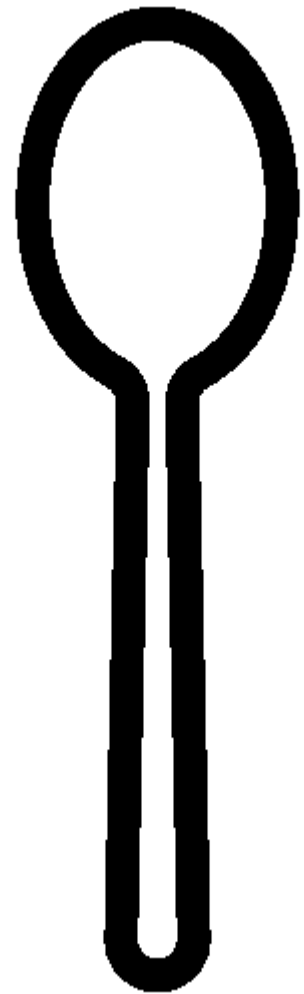


Food

:음식 [Um-sik]

**NOUN**

---




Spoon

:숟가락 [Suggarak]

**NOUN**

---




Chopsticks

:젓가락 [Jeot-ga-lak]



**NOUN**



Spoon & Chopsticks

:수저 [Soo-jeo]

VERB



Eat

:먹다 [meok-da]

VERB



Go

:가다 [Ga-da]

**VERB**

---



Use

:사용하다 [Sa-  
yong-ha-da]

VERB



Wear

:입다 [Ip-da]

VERB



Sleep

:자다 [Ja-da]

# VERB

---




Do

:하다 [Ha-da]

# ADJECTIVE

---




Big

:크다 [Keu-da]



# ADJECTIVE


---



Small

:작다 [Jag-da]


# ADJECTIVE



Pretty

:예쁘다 [Yep-peu-  
da]

# ADJECTIVE



Ugly

:못생겼다 [Mot-saeng-gyeot-da]

# ADJECTIVE

---



Delicious

:맛있다 [Ma-ssit-da]

# ADJECTIVE

---



Not delicious

:맛없다 [Mat-eop-  
da]

# ADJECTIVE

---



Funny

:재미있다 [Jae-mi-  
it-da]

# ADJECTIVE

---



Not funny

:재미없다 [Jae-mi-  
eop-da]

# 03 BASIC Grammar

---

Now, it's time to learn about Grammar.



# Korean Sentence Order

---

Korean has a different word order from English.

**Subject** - **Object** - **Verb**  
(**S****O****V**)

# Korean Sentence Order

---

I ate apples.

나는 사과를 먹었다.

[Naneun sagwaleul meogeotdda]

# Korean Sentence Order

---

I like chocolate.

나는 초콜릿을 좋아한다.

[Naneun chocolateeul johahanda]

# Korean Sentence Order

---

I am from Czech Republic.

나는 체코사람이에요.

[Naneun Chekosaram-ieyo]

# Korean Sentence Order

---

My name **is** Michael.

내 이름은 마이클이에요.

[Nae ileumeun maikeulieyo]

# Postpositional Particles - Subject Marking

---

**이[i], 가[ga]**

Word ending with

**consonant + 이[i]**

**vowel + 가[ga]**

The subject markers '이' and '가' in Korean depends on whether the preceding word ends in a **consonant** or a **vowel**.

# Postpositional Particles - Subject Marking

---

가방 [ga-bang] + 이 [i]  
= bag

학교 [hak-gyo] + 가 [ga]  
= school

내 [nae] + 가 [ga]  
= I

선물이 왔다 [seon-mul-i-wat-da]  
= gift

A gift is came

# Postpositional Particles - Topic Marking

---

**은[eun], 는[neun]**

Word ending with

**consonant + 은[eun]**

**vowel + 는[neun]**

Although omitting the topic markers '은' and '는' is grammatically incorrect, it can sound natural in spoken language.



# Postpositional Particles - Topic Marking

---

가방 [ga-bang] + 은 [eun]  
= bag

나 [na] + 는 [neun]  
= I

이거 [i-geo] + 는 [neun]  
= This

저는 학생이에요. [jeo-neun-hak-saeng-i-e-yo] I'm a student.  
= I

# 04 Dialogue

---

Let's talk together!

# Basic Sentence

YOU

I'm hungry

: 나(는) 배고파  
[ na-(neun)-bae-go-pa ]

Me too, Let's eat lunch

: 나도, 점심 먹자  
[ na-do, Jeom-sim-meok-ja ]

# Basic Sentence

YOU

What do you want to eat?

: 뭐 먹고 싶어?  
[ mwo-meok-go-sip-eo? ]

Let's eat Ramen

: 라면 먹으러 가자  
[ ramyeon-meog-eu-leo-ga-ja ]

# Basic Sentence

YOU

It's delicious! I'm full now

: 맛있다! 나(는) 이제 배불러

[ ma-ssit-da! Na-(neun)-i-jae-bae-bul-reo ]

Let's go café!

: 카페 가자

[ café-ga-ja ]

# 05 Learn about Number

---

Let's learn how to count number in Korean !

# Basic Numbers

- Basic numbers from Chinese character

Number	0	1	2	3	4	5	6	7	8	9	10
Korean	영	일	이	삼	사	오	육	칠	팔	구	십
Pronunciation	yeong	il	i	sam	sa	o	yug	chil	pal	gu	sib

Number	20	30	40	50	60	70	80	90	100	1000
Korean	이십	삼십	사십	오십	육십	칠십	팔십	구십	백	천
Pronunciation	isib	samsib	sasib	osib	yugsib	chilsib	palsib	gusib	baeg	cheon

# How to make more complex numbers ?

Number	0	1	2	3	4	5	6	7	8	9	10
Korean	영	일	이	삼	사	오	육	칠	팔	구	십
Pronunciation	yeong	il	i	sam	sa	o	yug	chil	pal	gu	sib

Number	20	30	40	50	60	70	80	90	100	1000
Korean	이십	삼십	사십	오십	육십	칠십	팔십	구십	백	천
Pronunciation	isib	samsib	sasib	osib	yugsib	chilsib	palsib	gusib	baeg	cheon

**Just combining the each Number !**

**20(twenty) = 이[i] + 십 [sib] = 이십 [i-sib]**

**21(twenty-one) = 이십 [i-sib] + 일 [il] = 이십일[i-sib-il]**

**33(thirty-three) = 삼십 [sam-sib] + 삼 [sam] = 삼십삼 [sam-sib-sam]**



# Let's Practice !

Number	0	1	2	3	4	5	6	7	8	9	10
Korean	영	일	이	삼	사	오	육	칠	팔	구	십
Pronunciation	yeong	il	i	sam	sa	o	yug	chil	pal	gu	sib

Number	20	30	40	50	60	70	80	90	100	1000
Korean	이십	삼십	사십	오십	육십	칠십	팔십	구십	백	천
Pronunciation	isib	samsib	sasib	osib	yugsib	chilsib	palsib	gusib	baeg	cheon

# Be used for

Number	0	1	2	3	4	5	6	7	8	9	10
Korean	영	일	이	삼	사	오	육	칠	팔	구	십
Pronunciation	yeong	il	i	sam	sa	o	yug	chil	pal	gu	sib

Number	20	30	40	50	60	70	80	90	100	1000
Korean	이십	삼십	사십	오십	육십	칠십	팔십	구십	백	천
Pronunciation	isib	samsib	sasib	osib	yugsib	chilsib	palsib	gusib	baeg	cheon

**floor, money, day, length, weights, heights, minutes and phone number!**

· floor: **층** [Cheung] · day: **일** [il] · money: **원** [won] · minute: **분** [bun]

# 06 K-CULTURE

---

Let's talk about korean culture!

# Korean alcohol games

---



Alcohol games are popular in Korea and are usually played with friends or colleagues during social gatherings.

They help break the ice and create a fun atmosphere where people can bond, usually involving alcohol like soju or beer.

It's common to do in the evening after a meal

# Let's play alcohol games!

## 1. 아파트 [a-pa-teu]

> **Losing:** The player who says specific floor (like 4th floor) must drink.

- Players chant "Apartment [a-pa-teu]" together while shaking their hands.
- The starter say the specific floor number greater than the total number of participants' hands.
- Each participant's turn, they must call out a floor number and place their hand on top.

Number	0	1	2	3	4	5	6	7	8	9	10
Korean	영	일	이	삼	사	오	육	칠	팔	구	십
Pronunciation	yeong	il	i	sam	sa	o	yug	chil	pal	gu	sib

Number	20	30	40	50	60	70	80	90	100	1000
Korean	이십	삼십	사십	오십	육십	칠십	팔십	구십	백	천
Pronunciation	isib	samsib	sasib	osib	yugsib	chilsib	palsib	gusib	baeg	cheon

# Let's play alcohol games!

## 2. 베스킨라빈스 31 (Baskin Robbins 31)

> **Losing:** The player who ends up saying "31" loses and must drink.

- Players take turns counting numbers one, two, or three consecutive numbers.
- The next player must continue counting from where the previous player left off.

Number	0	1	2	3	4	5	6	7	8	9	10
Korean	영	일	이	삼	사	오	육	칠	팔	구	십
Pronunciation	yeong	il	i	sam	sa	o	yug	chil	pal	gu	sib

Number	20	30	40	50	60	70	80	90	100	1000
Korean	이십	삼십	사십	오십	육십	칠십	팔십	구십	백	천
Pronunciation	isib	samsib	sasib	osib	yugsib	chilsib	palsib	gusib	baeg	cheon

# Let's play alcohol games!

## 3. 3-6-9 [sam-yug-gu]

> **Losing:** If a player forget to clap or claps at the wrong time, they lose and must drink.

- Players take turns counting numbers, starting from 1.
- Number containing a 3, 6 or 9 (such as 3, 6, 9, 13...), the player must clap instead of saying
- If the number contains two digits (such as 33, 36, 69, 93 etc.), the player must clap twice.

Number	0	1	2	3	4	5	6	7	8	9	10
Korean	영	일	이	삼	사	오	육	칠	팔	구	십
Pronunciation	yeong	il	i	sam	sa	o	yug	chil	pal	gu	sib

Number	20	30	40	50	60	70	80	90	100	1000
Korean	이십	삼십	사십	오십	육십	칠십	팔십	구십	백	천
Pronunciation	isib	samsib	sasib	osib	yugsib	chilsib	palsib	gusib	baeg	cheon

# Let's play alcohol games!

## 3. Son-Byung-Ho Game (it's similar to "Never Have I Ever")

> **Goal:** The last player remaining with fingers up wins

> **Losing:** The player who folds down all their fingers first loses and have to drink

· Each players make statements that start with 'Put your fingers down if you have/did...'.  
· If someone who already did or have must put his/her fingers down

Number	0	1	2	3	4	5	6	7	8	9	10
Korean	영	일	이	삼	사	오	육	칠	팔	구	십
Pronunciation	yeong	il	i	sam	sa	o	yug	chil	pal	gu	sib

Number	20	30	40	50	60	70	80	90	100	1000
Korean	이십	삼십	사십	오십	육십	칠십	팔십	구십	백	천
Pronunciation	isib	samsib	sasib	osib	yugsib	chilsib	palsib	gusib	baeg	cheon



# 07 QUIZ

---

Let's review with quiz!

# How to say 'Hello' in Korean informally?

---

1

안녕

2

안녕히 가세요

3

안녕하세요

4

고마워요

# How to say 'Hello' in Korean informally?

1

안녕

2

안녕히 가세요

3

안녕하세요

4

고마워요


# Change the sentence more polite :)

---

I have a food

나는 가방을 가지고 있어

[na-neun-ga-bang-eul-ga-ji-go-isseo]



는 가방을 가지고 있어


## Change the sentence more polite :)

---

I have a food

나는 가방을 가지고 있어

[na-neun-ga-bang-eul-ga-ji-go-isseo]




저는 가방을 가지고 있어요

[jeo-neun-ga-bang-eul-ga-ji-go-iss-eo-yo]

# 이게 뭐예요?

숟가락 [Suggarak]



젓가락 [Jeot-ga-lak]

수저 [Soo-jeo]

**Which is correct?**

---

**Yujin is taller than Jimin**

**유진은 지민보다 \_\_\_\_\_.**

**크다**

[Keu-da]

**작다**

[Jag-da]

**Which is correct?**

---

**Yujin is taller than Jimin**

**유진은 지민보다 \_\_\_\_\_.**

**크다**

[Keu-da]

**작다**

[Jag-da]




Let's make the sentence!

케밥  
(kebab)

나  
(I)

먹는다  
(eat)




\_\_\_\_\_ 나 \_\_\_\_\_ 먹는다 .

Let's make the sentence!

케밥  
(kebab)

나  
(I)

먹는다  
(eat)



나(I)는 케밥(kebab)을 먹는다(eat)


[**na**-neun-kebab-eul-meog-neun-da]

# What's topic marking?

케밥  
(kebab)

나  
(I)

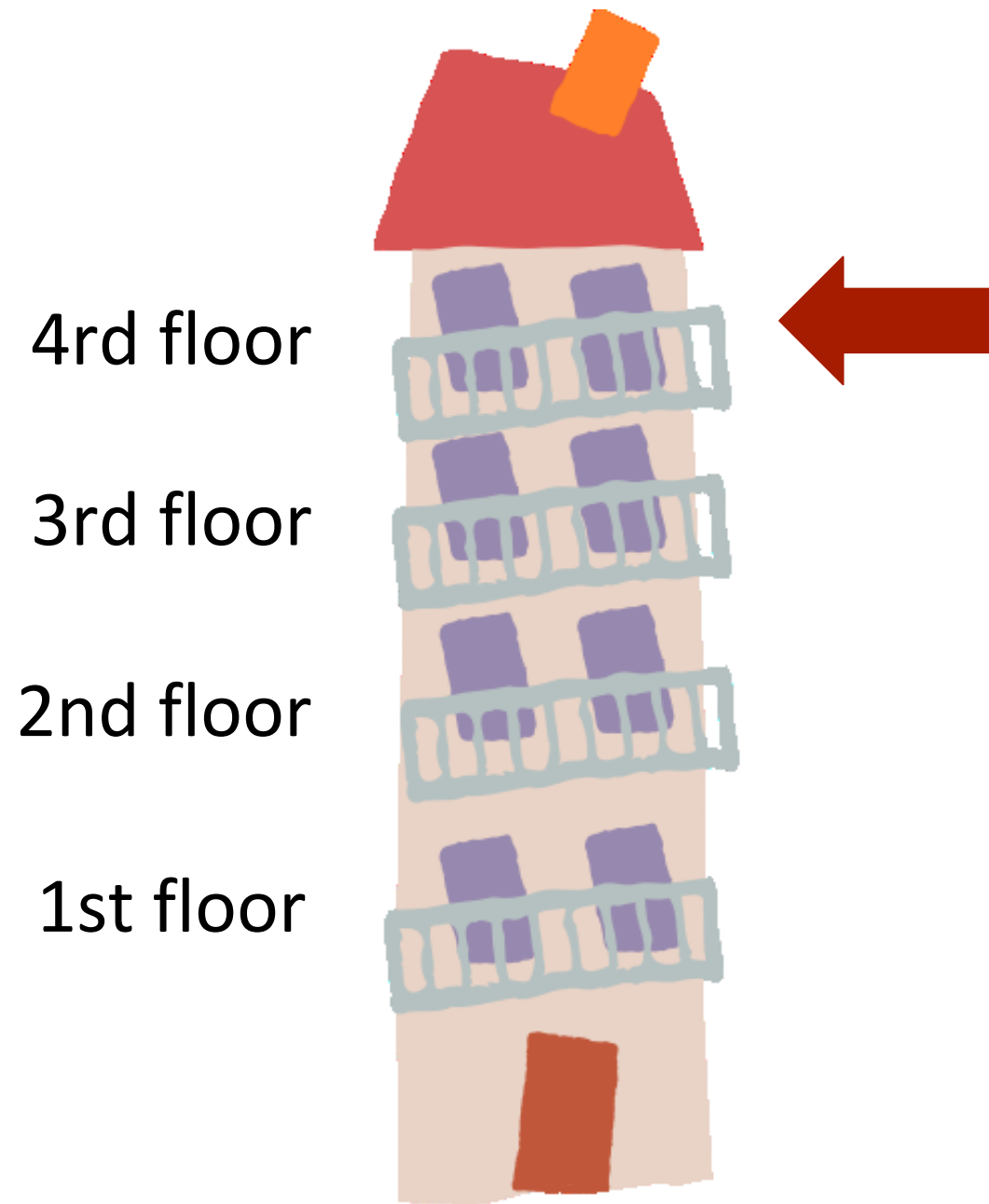
먹는다  
(eat)



나(I) 는 케밥(kebab) 을 먹는다(eat)

[**na**-neun-**kebab**-eul-**meog**-neun-da]

# 몇 층이에요?



**사층 [sa-cheung]**

감사합니다

---

See you next week ♥