















































Obyvatelstvo červenec 2012													
			Rozloha (km ²)	Počet obyvatel	obyv./km ²	Městské obyv. (%)	0-14 (%)	15-64 (%)	65+ (%)	PPO	Hrubá míra porodnosti	Hrubá míra úmrtnosti	Migrace
	Stát	Hl. město											
	Albánie	Tirana	28 748	3,002,859	104	52%	20.60%	68.80%	10.60%	0.28%	12.38	6.25	-3.33
	Andorra	Andorra la Vella	468	85,082	182	88%	15.60%	70.00%	13.30%	0.27%	9.26	6.52	0.00
	Belgie	Brusel	32 545	10,438,353	321	97%	15.80%	65.90%	18.40%	0.06%	10.03	10.63	1.22
	Bělorusko	Minsk	207 600	9,643,566	46	75%	15%	71.0	13.90%	-0.18%	11.1	13.9	0.38
	BiH	Sarajevo	51 233	3,879,296	75	49%	14.40%	72.90%	12.70%	-0.09%	8.9	9.4	0.00
	Bulharsko	Sofia	110 912	7,037,935	63	71%	14%	67%	18.60%	-0.80%	9.2	14.32	-2.84
	Černá Hora	Podgorica	13 812	657,394	48	61%	15.40%	71%	13.7	-0.63%	10.89	9.03	NA
	Česká republika	Praha	78,886	10,177,300	129	73.40%	13.40%	69.60%	17%	-0.13%	8.62	10.94	0.97
	Dánsko	Kodaň	43 094	5,543,453	128	87%	17.40%	65.00%	17.60%	0.24%	10.22	10.19	2.36
	Estonsko	Tallinn	45 226	1,274,709	28	69%	15.30%	66.80%	18%	-0.65%	10.43	13.6	-3.33
	Finsko	Helsinky	388 145	5,262,930	14	85%	15.90%	65.60%	18.50%	0.07%	10.36	10.33	0.62
	Francie	Paříž	547 030	65,630,692	120	85%	18.70%	63.90%	17.50%	0.50%	12.7	8.9	1.1
	Chorvatsko	Záhřeb	56 542	4,480,043	79	58%	14.80%	68.10%	17.10%	-0.09%	9.57	11.99	1.51
	Irsko	Dublin	70 273	4,722,028	67	62%	21.30%	66.90%	11.90%	1.11%	15.81	6.38	1.69
	Island	Reykjavík	135 125	313,183	2	93%	20%	67%	12.90%	0.67%	13.23	7.02	0.53
	Itálie	Řím	301 203	61,261,254	203	68%	13.80%	65.70%	20.50%	0.38%	9.06	9.93	4.67
	Kosovo	Priština	10,887	1,836,529	169	NA	26.90%	66.30%	6.80%	NA	NA	NA	NA
	Lichtenštejnsko	Vaduz	160	36,713	229	14%	16%	69%	14.90%	0.80%	10.76	6.78	3.98
	Litva	Vilnius	65,302	3,525,761	54	67%	13.70%	69.70%	16.60%	-0.28%	9.34	11.4	-0.73
	Lotyšsko	Riga	64 589	2,191,580	34	68%	13.70%	69.30%	17%	-0.60%	9.97	13.6	-2.34
	Lucembursko	Lucemburk	2,586	509,074	197	85%	18.10%	66.90%	15.10%	1.14%	11.7	8.5	8.15
	Maďarsko	Budapešť	93 030	9,958,453	107	68%	14.90%	70.00%	17.10%	-0.18%	9.49	12.7	1.37
	Makedonie	Skopje	25,713	2,082,370	81	59%	18.20%	70.10%	11.80%	0.24%	11.8	8.95	-0.48
	Malta	Valletta	316	409,836	1297	95%	15.40%	58.00%	16.50%	0.36%	10.31	8.72	0.00
	Moldavsko	Kišiněv	33,843	3,656,843	108	47%	17.50%	72.00%	10.60%	-1.01%	12.5	12.62	-10.02
	Monako	Monaco-Ville	1.95	30,510	15646	100.0	12.10%	60.10%	27.80%	-0.07%	6.85	8.52	1.02
	Německo	Berlin	357,022	81,305,856	228	74%	13.20%	66.10%	20.70%	-0.20%	8.33	11.04	0.71
	Nizozemsko	Amsterdam	41,526	16,730,632	403	83%	17.20%	66.30%	16.60%	0.45%	10.89	8.39	2.02

	Norsko	Oslo	385 199	4,707,270	12	79%	17.70%	65.90%	16.40%	0.33%	10.8	9.22	1.69	
	Polsko	Varšava	312,685	38,415,284	123	61%	14.60%	71.30%	14%	-0.08%	9.96	10.24	-0.47	
	Portugalsko	Lisabon	92 391	10,781,459	117	61%	16.10%	65.70%	18.10%	0.18%	9.76	10.86	2.9	
	Rakousko	Vídeň	83,871	8,219,743	98	68%	13.90%	67.60%	18.50%	0.03%	8.69	10.23	1.79	
	Rumunsko	Bukurešť	238,391	21,848,504	92	57%	14.80%	70.20%	14.90%	-0.26%	9.49	11.84	-0.26	
	Rusko (i Asie)	Moskva	17,075,200	142,517,670	8	73%	15.70%	71.30%	13%	-0.01%	12.3	14.1	0.29	
	Řecko	Athény	131,940	10,767,827	82	61%	14.20%	66.10%	19.80%	0.06%	9.08	10.8	2.32	
	San Marino	San Marino	61	32,140	527	94%	16.40%	66.10%	18.20%	0.98%	8.9	8.06	8.96	
	Slovensko	Bratislava	48,845	5,483,088	112	55%	15.60%	71.30%	13.10%	0.10%	10.38	9.64	0.29	
	Slovinsko	Lublaň	20253	1,996,617	99	50%	13.40%	69.60%	17.10%	-0.19%	8.76	0.39	0.40	
	Spojené království	Londýn	244 110	63,047,162	258	80%	17.30%	65.80%	16.90%	0.55%	12.27	9.33	2.59	
	Srbsko	Bělehrad	77,474	7,276,604	94	56%	14.90%	68.50%	16.60%	-0.46%	9.17	13.81	0	
	Španělsko	Madrid	504,782	47,042,984	93	77%	15.30%	67.50%	17.30%	0.65%	10.4	8.88	5.02	
	Švédsko	Stockholm	449,964	9,103,788	20	85%	15.40%	64.40%	20.20%	0.17%	10.24	10.21	1.65	
	Švýcarsko	Bern	41,285	7,925,517	192	74%	15.20%	67.60%	17.10%	0.92%	10.4	8.1	1.27	
	Turecko (i Asie)	Ankara	780,580	79,749,461	102	70%	26.20%	67.30%	6.40%	1.20%	17.58	6.1	0.5	
	Ukrajina	Kyjev	603700	44,854,065	74	69%	13.80%	70.70%	15.50%	-0.63%	9.59	15.76	-0.08	
	Vatikán	Vatikán	0.44		836	1900	100.0	NA	NA	NA	0.00%	NA	NA	NA

Další evropská území:

dvě autonomní souostroví: Faerské ostrovy (Dánsko), Alandy (Finsko)

jedna kolonie: Gibraltar

jedna enkláva: Kaliningradská oblast (Rusko)

Zdroje: <http://www.cia.gov>

<http://first.sipri.org/>

<http://cs.wikipedia.org/wiki/>

		EKONOMIKA							
Naděje na dožití	Stát	HDP na obyvatele	Podíl na HDP (%)			Zaměstnanost (%)			Nezaměstnanost (r. 2004)
			zem.	prům.	služby	zem.	prům.	služby	
77.59	Albánie	\$8,000	20.40%	19.10%	60.50%	47.80%	23%	29.20%	13%
82.5	Andorra	\$37,200	NA	NA	NA	0.40%	4.70%	94.90%	1.90%
79.65	Belgie	\$38,100	0.70%	22.30%	77%	2%	25%	73%	7.60%
71.48	Bělorusko	\$16,000	9.20%	46.20%	44.60%	9.40%	45.90%	44.70%	1%
78.96	BiH	\$8,300	8.20%	26.20%	65.60%	20.50%	32.60%	47%	43.30%
73.84	Bulharsko	\$14,200	5.60%	31.20%	63.20%	7.10%	35.20%	57.70%	9.90%
NA	Černá Hora	\$11,700	0.80%	11.30%	87.90%	6.30%	20.90%	72.80%	11.50%
77.38	Česká republika	\$27,200	1.80%	39.60%	58.60%	3.10%	38.60%	58.30%	8.60%
78.78	Dánsko	\$37,700	1.30%	22.10%	76.60%	2.60%	20.30%	77.10%	6.40%
73.58	Estonsko	\$21,200	3.70%	30.20%	66.10%	4.20%	20.20%	75.60%	11.50%
79.41	Finsko	\$36,500	3.30%	27.10%	69.60%	4.40%	67.10%	28.50%	7.30%
81.46	Francie	\$35,500	1.90%	18.30%	79.80%	3.80%	24.30%	71.80%	9.80%
75.99	Chorvatsko	\$18,100	5.10%	24.90%	70%	5%	31.30%	63.60%	19%
80.32	Irsko	\$41,700	2%	29%	69%	5%	19%	76%	14.60%
81	Island	\$39,400	5.30%	24.40%	70.30%	4.80%	22.20%	73%	5.60%
81.86	Itálie	\$30,100	2%	23.90%	74.10%	3.90%	28.30%	67.80%	10.90%
NA	Kosovo	\$7,400	12.90%	22.60%	64.50%	23.60%	NA%	NA%	45.30%
81.5	Lichtenštejnsko	\$89,400	8%	37%	55%	0.80%	40.60%	58.60%	2.80%
75.55	Litva	\$20,100	3.30%	28.40%	68.40%	14%	29.10%	56.90%	15.70%
72.93	Lotyšsko	\$18,100	4.40%	26.30%	69.30%	8.80%	24%	67.20%	14.30%
79.75	Lucembursko	\$80,700	0.40%	13.60%	86%	2.20%	17.20%	80.60%	4.80%
75.02	Maďarsko	\$19,800	4.20%	30.10%	65.70%	4.70%	30.90%	64.40%	11.20%
75.36	Makedonie	\$10,700	11.10%	27.30%	61.60%	19.90%	22.10%	58%	31.30%
79.85	Malta	\$26,100	1.90%	17.20%	80.90%	1.50%	24.70%	73.90%	6.10%
69.51	Moldavsko	\$3,500	16.20%	20%	63.90%	27.50%	12.70%	59.80%	6.90%
89.68	Monako	\$63,400	0%	4.90%	95.10%	NA	NA	NA	0%
80.19	Německo	\$39,100	0.80%	28.10%	71.10%	1.60%	24.60%	73.80%	6.50%
80.91	Nizozemsko	\$42,300	2.80%	24.10%	73.20%	2%	18%	80%	6.80%

80.32	Norsko	\$55,300	2.70%	41.50%	55.70%	2.90%	21.10%	76%	3.10%
76.25	Polsko	\$21,000	3.50%	34.20%	62.30%	17.40%	29.20%	53.40%	12.60%
78.7	Portugalsko	\$23,000	2.60%	22.60%	74.80%	11.70%	28.50%	59.80%	15.30%
79.91	Rakousko	\$42,500	1.50%	29.40%	69.10%	5.50%	27.50%	67%	4.40%
74.22	Rumunsko	\$12,800	7.90%	32.90%	59.20%	30%	20.20%	49.80%	4.30%
66.46	Rusko (i Asie)	\$17,700	4.40%	37.60%	58%	9.80%	27.50%	62.70%	6.20%
80.05	Řecko	\$25,100	3.80%	16%	80.10%	12.40%	22.40%	65.10%	24.40%
83.07	San Marino	\$36,200	0.10%	39.20%	60.70%	0.20%	36.30%	63.50%	5.50%
76.03	Slovensko	\$24,300	3.80%	36.40%	59.80%	3.50%	27%	69.40%	12.80%
77.48	Slovinsko	\$28,600	2.70%	27.60%	69.70%	2.20%	35%	62.80%	12.30%
80.17	Spojené království	\$36,700	0.70%	21.10%	78.20%	1.40%	18.20%	80.40%	7.80%
74.56	Srbsko	\$10,500	10.60%	18.60%	70.80%	21.90%	19.50%	58.60%	25.90%
81.27	Španělsko	\$30,400	3.30%	24.20%	72.60%	4.20%	24%	71.70%	24.90%
81.18	Švédsko	\$41,700	1.80%	27.30%	70.90%	1.10%	28.20%	70.70%	7.50%
81.17	Švýcarsko	\$45,300	1.30%	27.70%	71%	3.40%	23.40%	73.20%	3%
72.77	Turecko (i Asie)	\$15,000	8.90%	28.10%	63%	25.50%	26.20%	48.40%	9%
68.74	Ukrajina	\$7,600	10.40%	32.80%	56.80%	15.80%	18.50%	65.70%	8.50%
NA	Vatikán		NA	NA	NA	NA	NA	NA	NA