

C8953

NMR structural analysis - seminar

Vector model of NMR experiments + ^{13}C APT

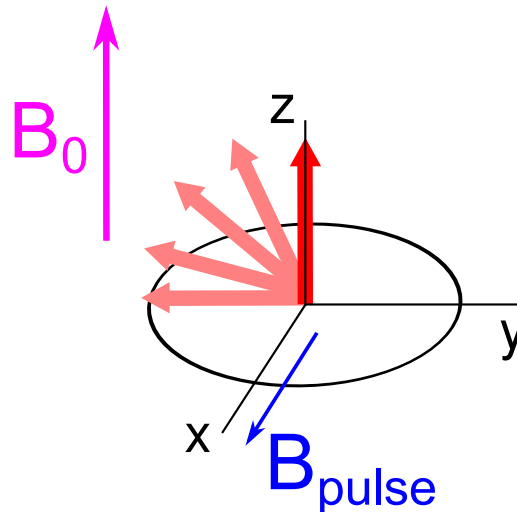
Matúš Durec

211166@mail.muni.cz

March 8, 2017

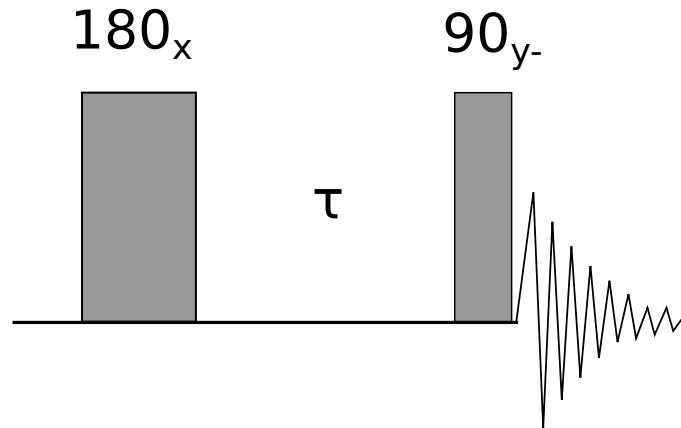
Analysis of simple pulse sequences using vector model

- ▶ simple model based on rotation of the vector of bulk magnetization in the plane perpendicular to the vector of magnetic field, direction is determined by the "right-hand rule"
- ▶ NMR signal is detectable only as coherent magnetization oscillating in xy plane
- ▶ the free precession ω (due to the B_0) of magnetization vector is eliminated by introducing rotating frame $\omega_0 \Rightarrow$ magnetic field of excitation pulses (B_1) is motionless and the individual resonance frequencies differs in so called offset $\Omega_j = \omega_j - \omega_0$
- ▶ applicability of vector model is rather limited to simple single-quantum experiments without transfer of polarisation



T_1 relaxation

Apply following sequence (inversion recovery) to isolated spin characterized by **a)** $T_1 = \tau/2$ and **b)** $T_1 = 5\tau$. Draw semi-quantitatively resulting spectrum.



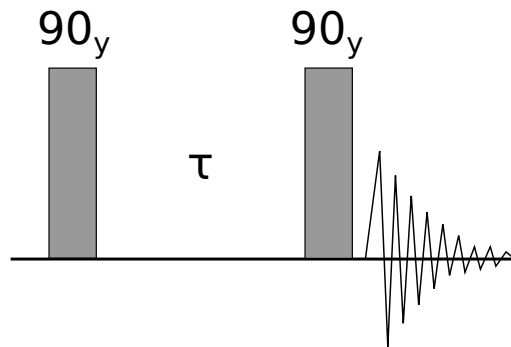
1- $\bar{1}$ sequence

Draw the evolution of macroscopic magnetization through the sequence:

$$90^\circ(\mathbf{y}) - \tau - 90^\circ(\mathbf{y}) - \mathbf{aq}$$

Consider the evolution of an isolated spin due to the chemical shift.

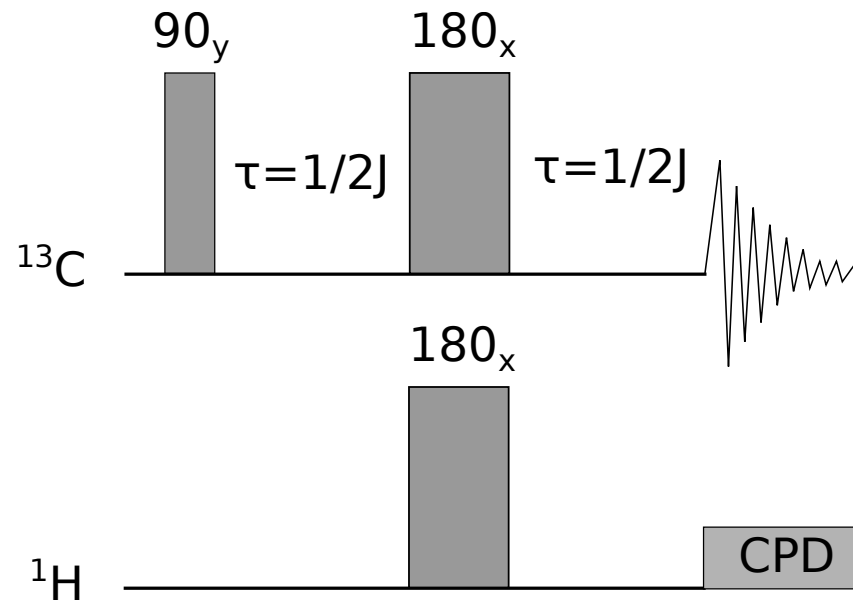
1. How does the result differ for the following offsets: $\Omega\tau = 0, \pi/2, \pi$.
2. Draw lineshapes of resulting signal assuming the a) $y+$ b) $x+$ corresponds to zero phase of receiver.



Heteronuclear spin echo

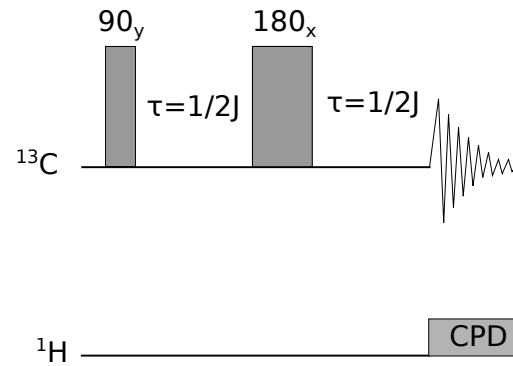
By using vector diagrams determine the result of attached pulse sequence.

1. **Ignore 180° pulse** in hydrogen channel for isolated spin systems **a)** $^{13}\text{C}-^1\text{H}$ and **b)** $^{13}\text{C}-^1\text{H}_2$. Explain the role of CPD block.
2. Lets consider **the complete sequence** and isolated spin systems **a)** $^{13}\text{C}-^1\text{H}$ and **b)** $^{13}\text{C}-^1\text{H}_2$.



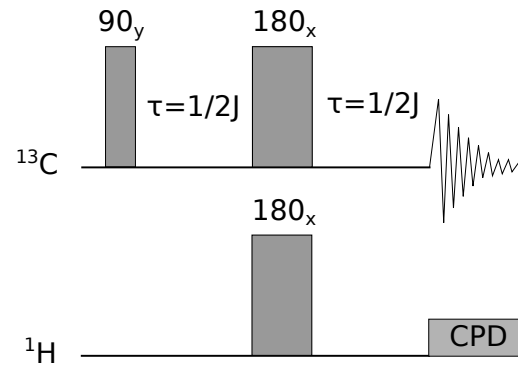
Heteronuclear spin echo

1. **Ignore 180° pulse** in hydrogen channel for isolated spin systems **a)** $^{13}\text{C}-^1\text{H}$ and **b)** $^{13}\text{C}-^1\text{H}_2$. Explain the role of CPD block.



Heteronuclear spin echo

2. Lets consider **the complete sequence** and isolated spin systems **a)** $^{13}\text{C}-^1\text{H}$ and **b)** $^{13}\text{C}-^1\text{H}_2$.



APT - Attached Proton Test

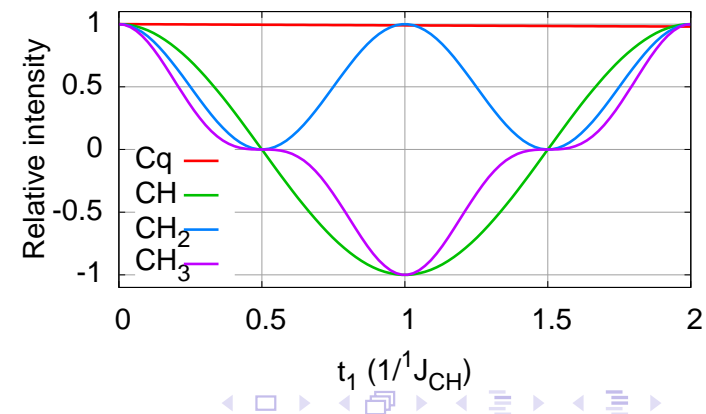
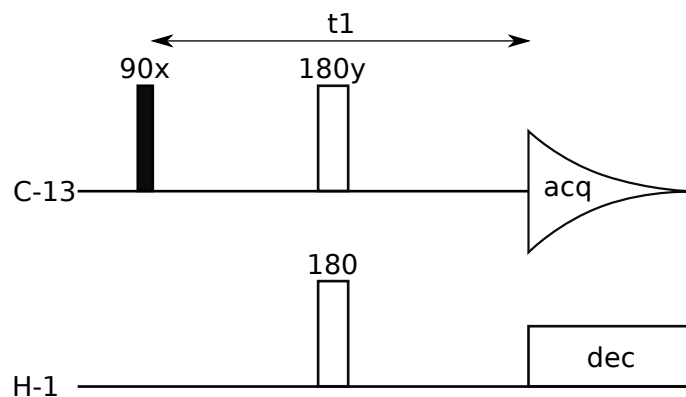
based on heteronuclear spin echo

▶ $t_1 = 1/{}^1J_{CH}$

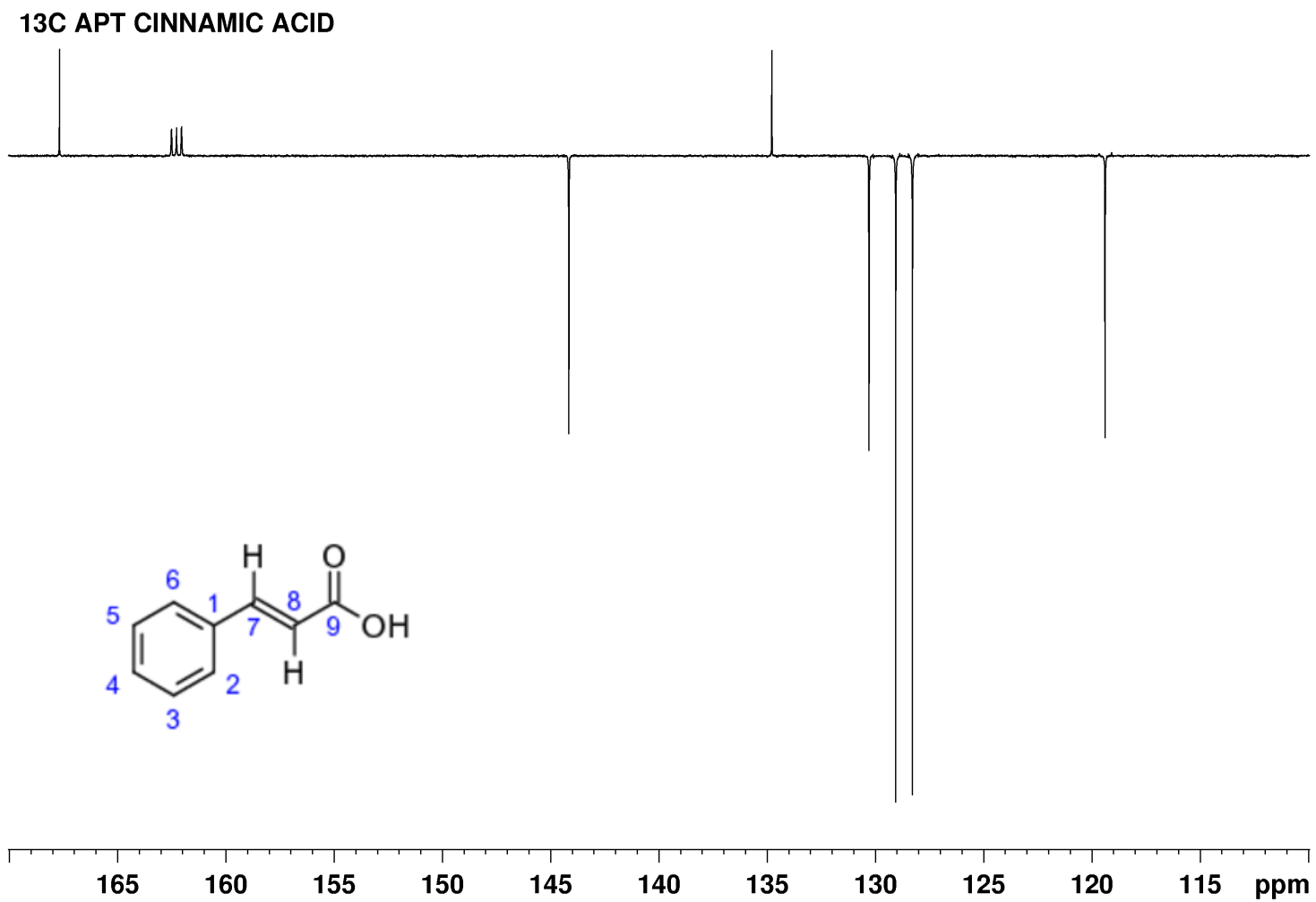
^{13}C signals are differentiated according to the number of directly bound 1H

- ▶ Cq, CH₂ positive
- ▶ CH, CH₃ negative

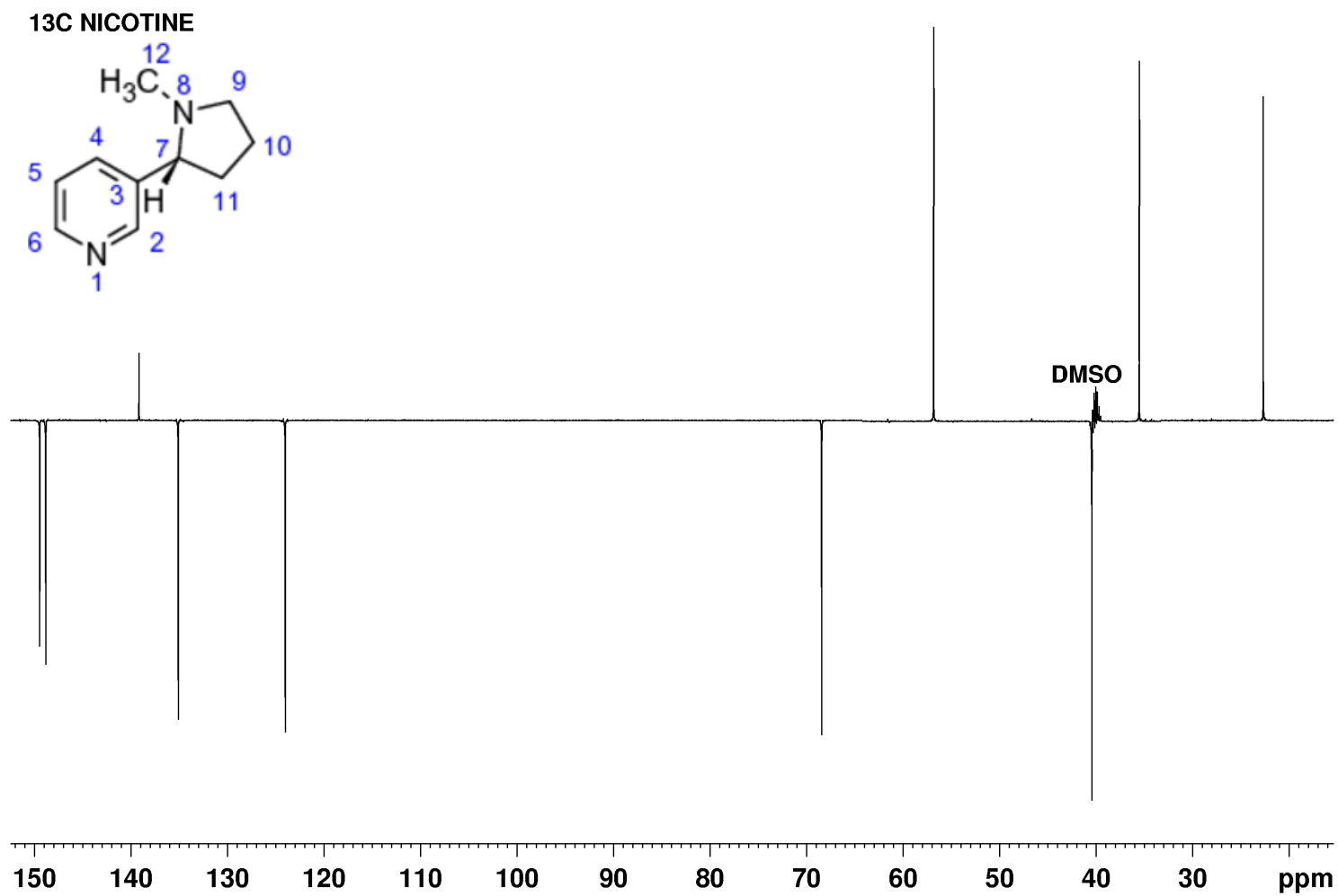
Evolution of signal governed by the value of ${}^1J_{CH} \implies$ reflected by the intensity of APT signal



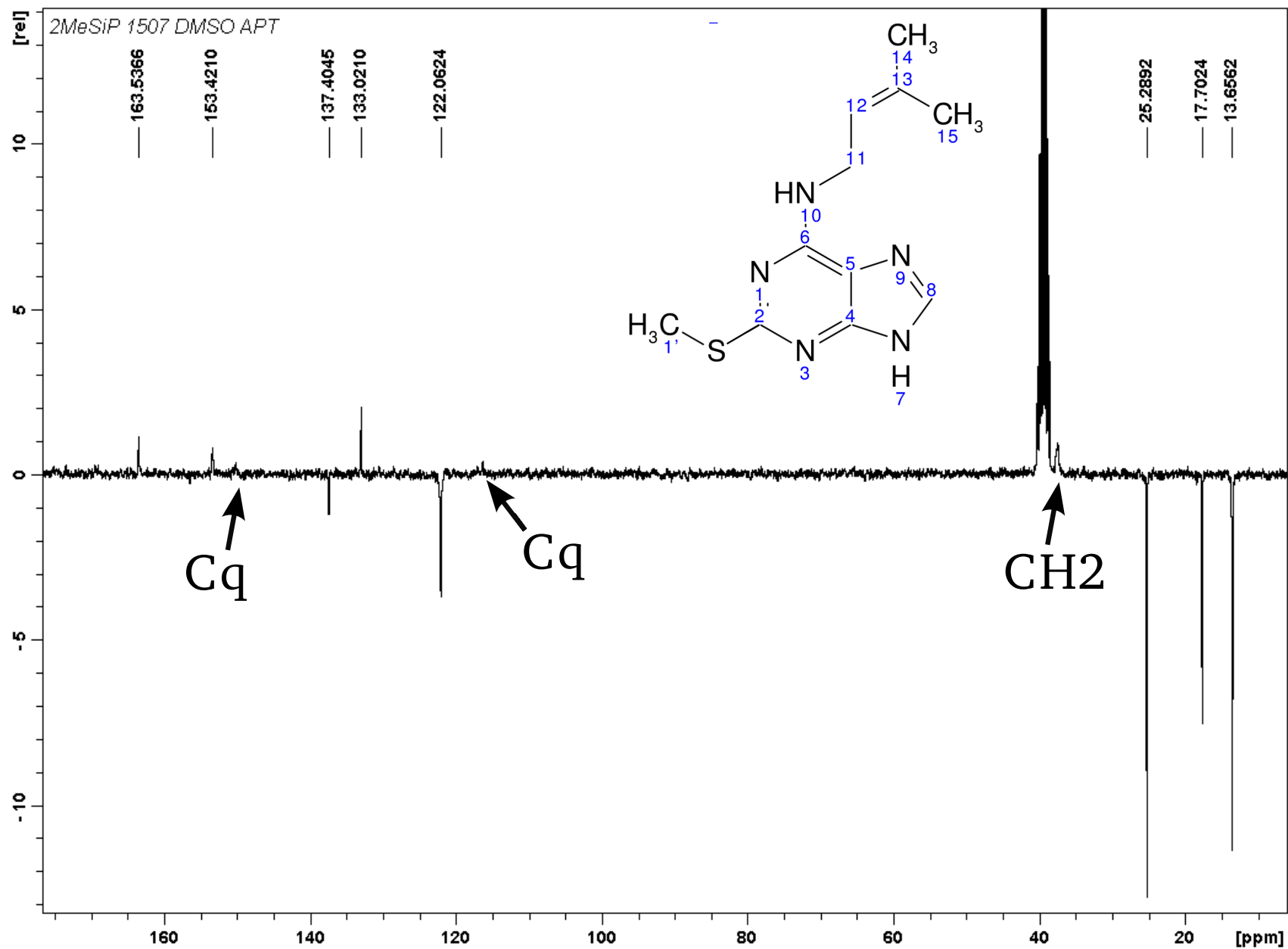
^{13}C APT Cinnamic acid



^{13}C APT of Nicotine



^{13}C APT 4



Next topic

2D spectroscopy