


# **History of the Sustainable Development concept**

# Possible reaction to global challenges

## 1) Ignoring or downplaying

- attitude that the global issues (climate change, poverty, biodiversity loss, etc.) is not worthy of concern
- it results in inactivity, and „**business-as-usual**“ behaviour
- it **does not solve the issues**, they exacerbate and become more difficult to solve



# Env. reasons of the Western Roman Empire fall

- highly increasing prosperity of the Roman society
- deforestation, excessive grazing, water overuse and salinisation
- the growth of urban population by the migration of peasants due to taxes and hard work on the more and more degraded fields
- **consequences: food and water shortages, illnesses → social weakening**

<b>Date</b>	<b>Population</b>	<b>Date</b>	<b>Population</b>
800 BCE	5,000	1084	15,000
800-500	80,000	1377	17,000
400	300,000	1527	55,000
200	300,000	1550	60,000
100	800,000	1748	150,000
100 CE	1,000,000	1800	153,000
500	500,000	1870	226,000
600	100,000	1895	450,000
700	80,000	1950	1,000,000
900	35,000	1980	3,000,000

**The city of Rome's population rose and fell dramatically between 200 BCE and 600 CE.**


# Env. reasons of the Western Roman Empire fall

- highly increasing prosperity of the Roman society
- deforestation, excessive grazing, water overuse and salinisation
- the growth of urban population by the migration of peasants due to taxes and hard work on the more and more degraded fields
- **consequences: food and water shortages, illnesses → social weakening**

## Decreasing of positive energy balance

**EROEI** – Energy Return On Energy Invested

- still increasing E-dependency



**Today?**

- agriculture
- resources extraction
- western lifestyle in general

Date	Population	Date	Population
800 BCE	5,000	1084	15,000
800-500	80,000	1377	17,000
400	300,000	1527	55,000
200	300,000	1550	60,000
100	800,000	1748	150,000
100 CE	1,000,000	1800	153,000
500	500,000	1870	226,000
600	100,000	1895	450,000
700	80,000	1950	1,000,000
900	35,000	1980	3,000,000

**The city of Rome's population rose and fell dramatically between 200 BCE and 600 CE.**

## 2) Recognizing seriousness of the issue, but not solving it

- we are **afraid of disaster**, but do not believe that we can change anything by ourselves
- we remain passive in the fear of what will come and hope that „**it will be resolved somehow**“
- or the “**flood after us**” approach - grab what can be grabbed

## 2) Recognizing seriousness of the issue, but not solving it

- we are **afraid of disaster**, but do not believe that we can change anything by ourselves
- we remain passive in the fear of what will come and hope that „**it will be resolved somehow**“
- or the “**flood after us**” approach - grab what can be grabbed

*„By postponing, simple problems become complex, and then difficult to solve“*  
General Ferdinand Foch





7000 BC–  
1800 BC



Mesopotamia/Sumer  
*Salinization and water-logging of Sumer's agroecosystem*

Around 7000 BC, people in this region (now, largely, Iraq) began to modify the natural environment. **Lacking adequate rainfall, land had to be irrigated** for cultivation, and the demand for food increased as the population grew. **The irrigated land became salinized and waterlogged.** Records noting “the earth turned white” with salt date back to 2000 BC. By 1800 BC, the agricultural system—the foundation of Sumerian civilization—collapsed.

2500 BC–  
900



Mayan Empire  
*Soil erosion, loss of agroecosystem viability, and water siltation in Central America*

Mayans lived in what are now parts of Mexico, Guatemala, Belize, and Honduras. The agriculture techniques they used were creative and intensive—**clearing hillsides of jungle, terracing fields to contain soil erosion, draining swamps by digging ditches and using the soil from the ditches to form raised fields.** Eventually too much was demanded of this system. **Soil erosion reduced crop yields, and higher levels of silt in rivers damaged the raised fields.** Decreased food production and competition for the remaining resources may have led to that civilization's demise.

50 BC–450






Roman Empire  
*Desertification and loss of agroecosystem viability in North Africa*

The challenge of providing food for the population of Rome and its large standing armies plagued the empire. **The North African provinces, once highly productive granaries, gradually became degraded as Roman demands** for grain pushed cultivation onto marginal lands, prone to erosion. Scrub vegetation spread and some intensively cultivated areas became desertified. The irrigation systems the Romans used depended on watersheds that have since been deforested, and now yield less runoff, reducing the chance of restoring productivity.






<p>1400–1600</p> 	<p>Canary Islands</p> <p><i>Human and natural resource exploitation, degradation and extinctions in many regions</i></p>	<p>Originally from North Africa, the Guanches were a people who inhabited the Canary Islands for more than 1,000 years before the Spanish arrived in the 1400s. The Spanish enslaved the Guanches, cleared the forests, and built sugar cane plantations. By 1600 the Guanches were dead, victims of Eurasian diseases and plantation conditions. As in the Canary Islands, regions in the Americas, Africa, and Asia where people were forced to grow and export cash crops such as sugar, tobacco, cotton, rubber, bananas, or palm oil, continue to suffer from deforestation, soil damage, biodiversity losses, and economic dependency instituted during colonization.</p>
<p>1800</p> 	<p>North America</p> <p><i>Conversion, loss of habitat, and unrestrained killing of wildlife in North America</i></p>	<p>As land was cleared for settlement and cultivation around the world, animal habitats of almost every kind were reduced; animals were killed for food, hides, or recreation as commerce spread. In North America, herds of bison, totaling perhaps as many as 50 million, were hunted to near extinction by the end of the 19th century. Aquatic as well as terrestrial species became targets of exploitation and extinction. In the 19th century, whales were killed in large numbers to support industrializing economies in need of whale oil in great quantity, mainly for lighting and lubricants. On the northwest coast of North America, whale populations were on the verge of extinction by the 20th century.</p>
<p>1900</p> 	<p>United States and Canada</p> <p><i>Soil erosion and loss of biodiversity in the United States and Canada</i></p>	<p>The Great Plains of the United States and Canada were ploughed in the late 19th and early 20th centuries and planted with new forms of drought-resistant wheat. Once the protective original grass cover was destroyed, drought in the 1930s enabled high, persistent wind storms to blow away much of the dry soil. Soil conservation methods were subsequently introduced such that when wind erosion again affected the area in the 1950s and in the 1970s, the consequences were less severe.</p>



### 3) Recognizing seriousness of the issue, and effort to solve it actively

- making an effort to stop and reverse adverse trends to avoid or mitigate the anticipated consequences
- the concept of **Sustainable Development** is such an effort that gives us a hope!
- **We are not responsible for the result, but for the invested effort!**



# Sustainable Development – first ideas

## The Constitution of the Iroquois Nations (circa 12. century)



# Sustainable Development – first ideas

## The Constitution of the Iroquois Nations (circa 12. century)



### The Constitution of the Iroquois Nations

In all of your deliberations in the Confederate Council, in your efforts at law making, in all your official acts, self interest shall be cast into oblivion. Cast not over your shoulder behind you the warnings of the nephews and nieces should they chide you for any error or wrong you may do, but return to the way of the Great Law which is just and right. **Look and listen for the welfare of the whole people and have always in view not only the present but also the coming generations, even those whose faces are yet beneath the surface of the ground -- the unborn of the future Nation."**

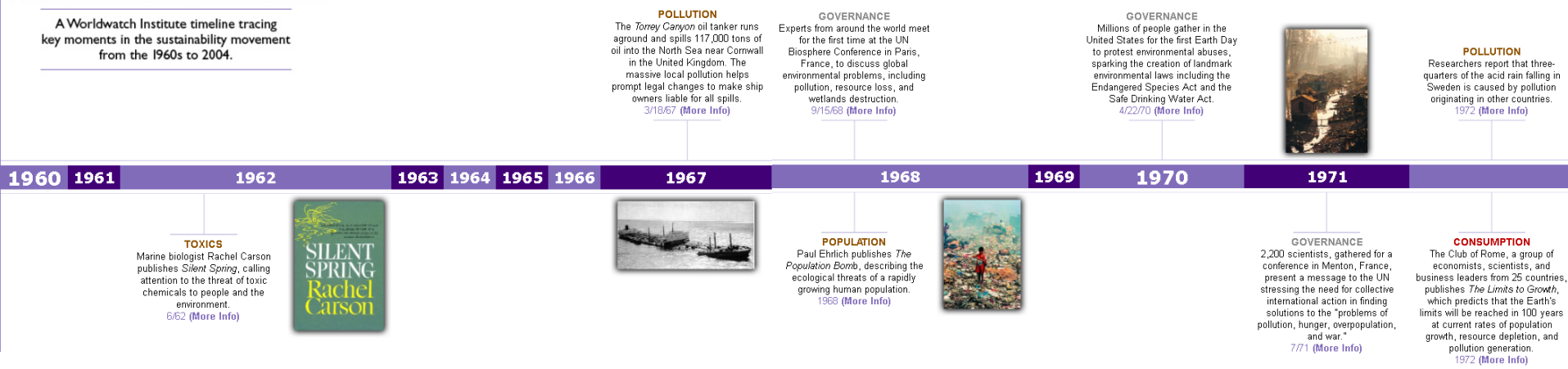
# 1960 - 1972

## The advent of the modern environmental movement

- influence on the revision of the development strategy
- actual development strategy - break free from life in poverty


### Environmental Milestones

A Worldwatch Institute timeline tracing key moments in the sustainability movement from the 1960s to 2004.



# Limits to Growth

- what are the limits of the Earth???



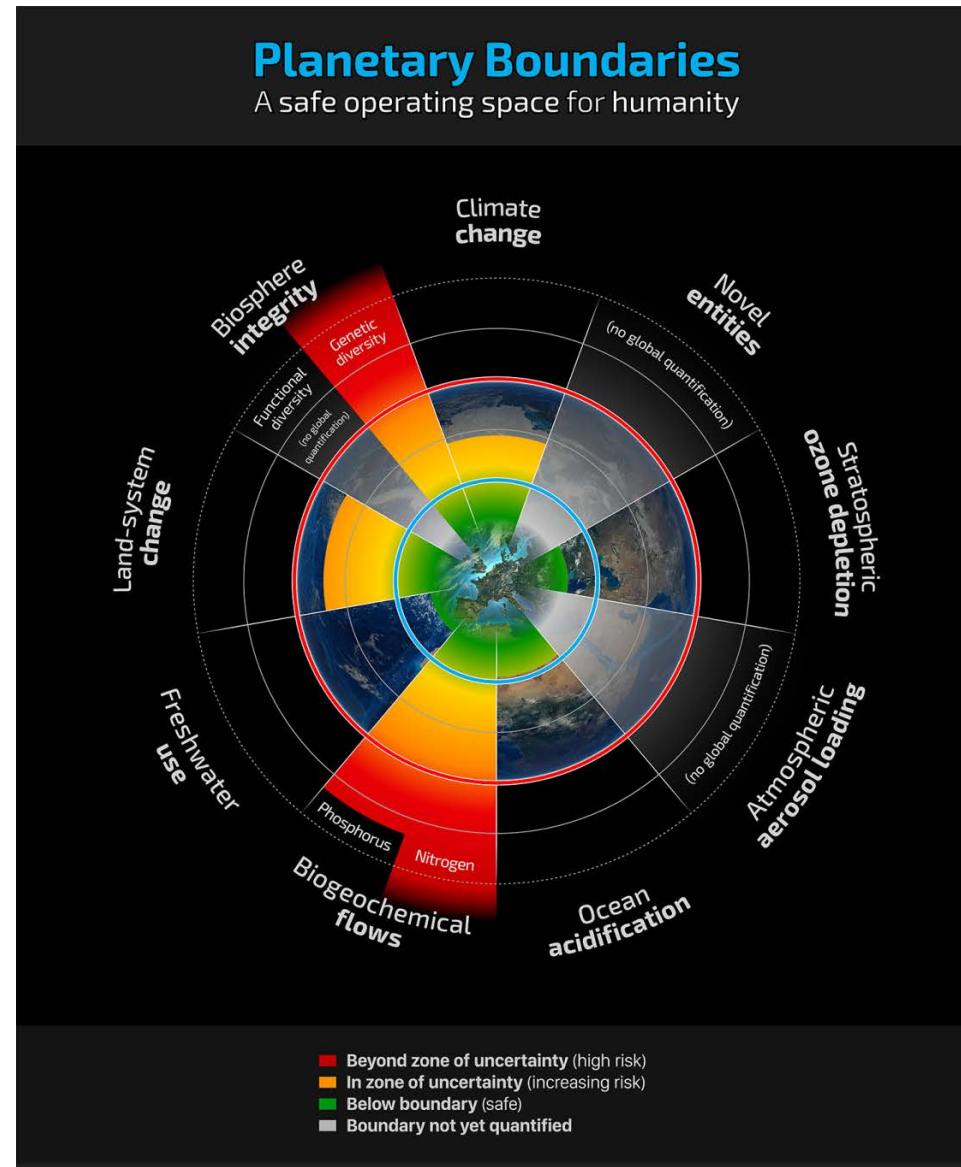
**Have you ever heard about any book,  
report, paper describing limits of the Earth?**



# Limits to Growth

- what are the limits of the Earth???

2009, 2015



# Limits to Growth

- **what are the limits of the Earth???**

## 1968 - **Club of Rome**

- group of intellectuals engaged in global issues

# Limits to Growth

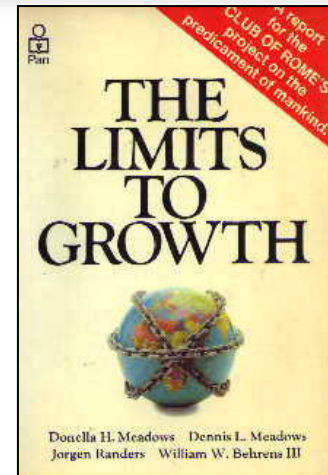
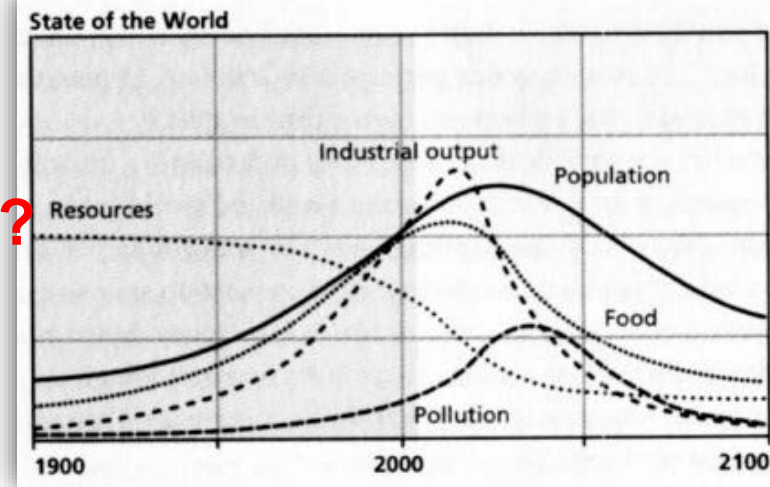
- what are the limits of the Earth???

## 1968 - Club of Rome

– group of intellectuals engaged in global issues

## 1972 – Limits to growth (Meadows et al.)

- Earth limits in perspective of the exponential growth
- **World3** – a feedback model
- variables: population, industrial output, food, pollution, resources consumption



# Limits to Growth

- what are the limits of the Earth???

## 1968 - Club of Rome


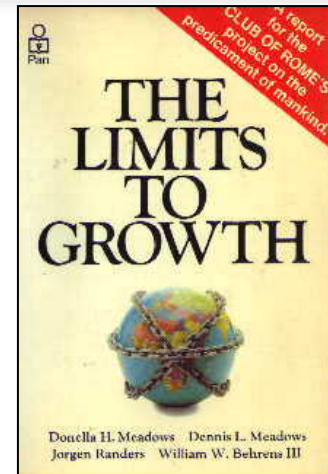
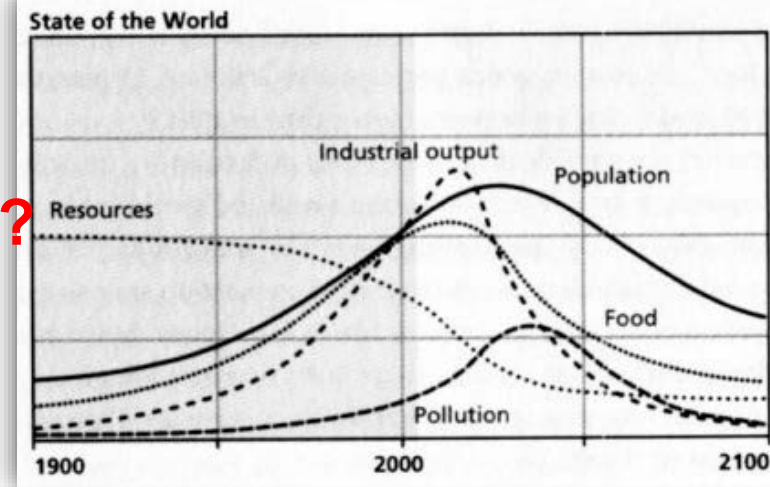
– group of intellectuals engaged in global issues

## 1972 – Limits to growth (Meadows et al.)

- Earth limits in perspective of the exponential growth
- **World3** – a feedback model
- variables: population, industrial output, food, pollution, resources consumption

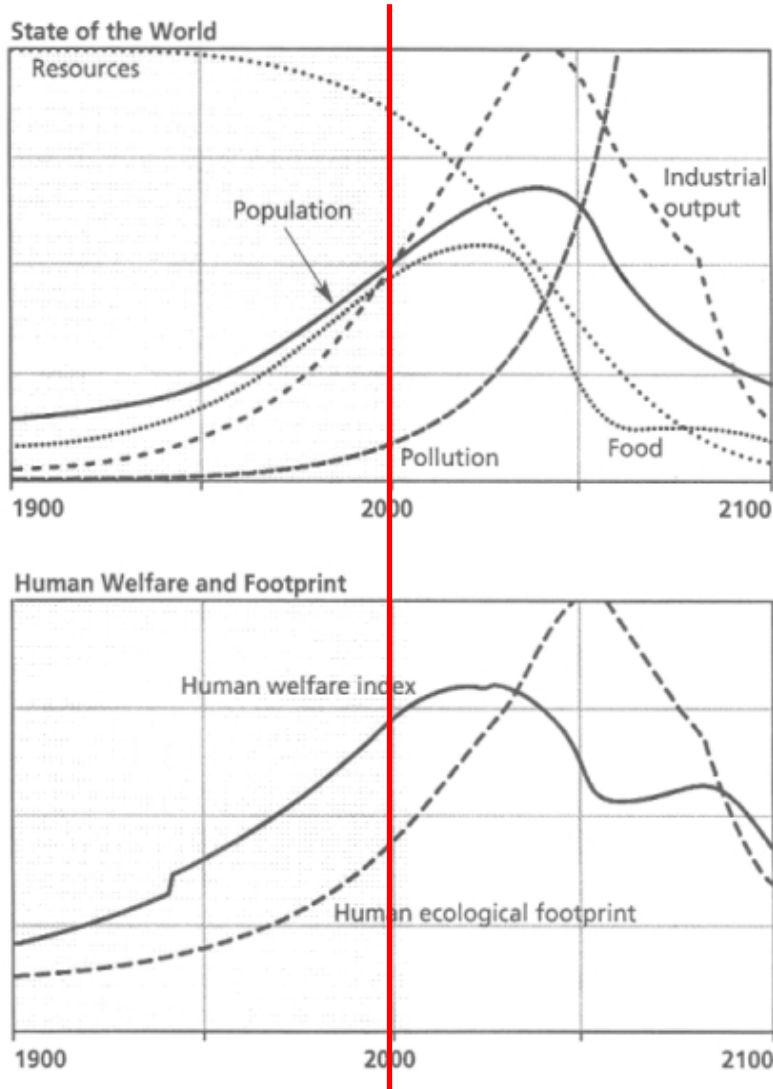
## 2002 – Limits to growth - 30 year update

- update based on actual data

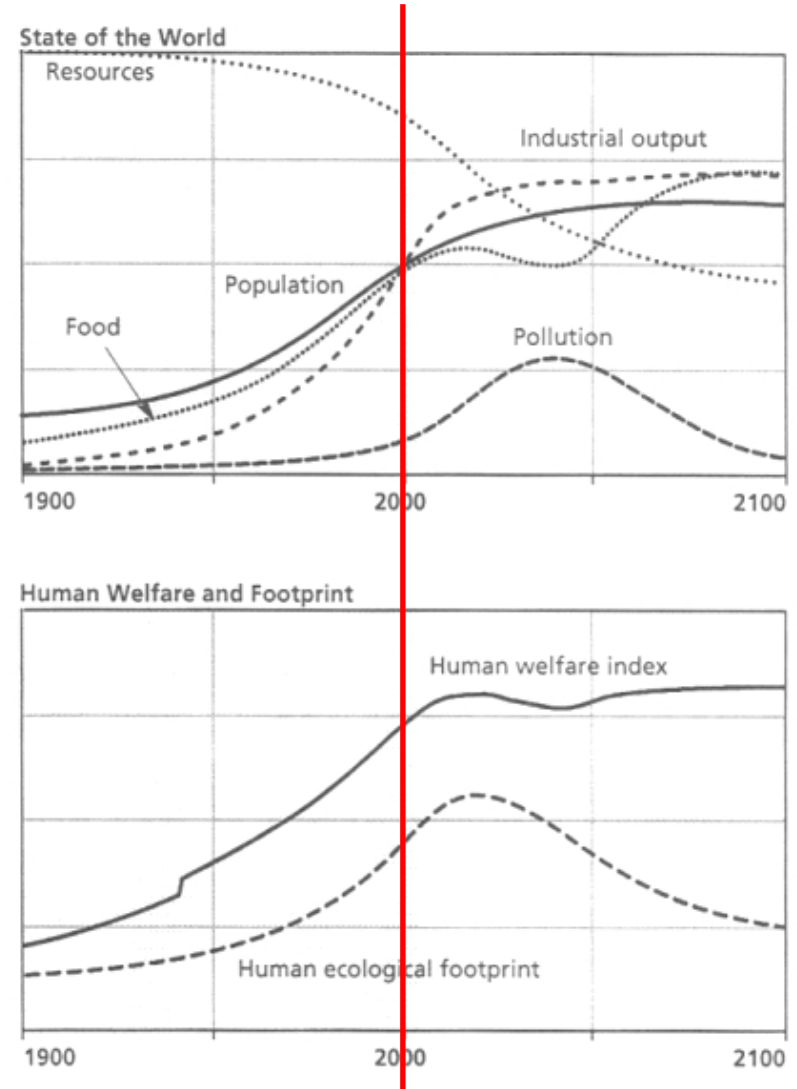


# Model WORLD3 – prognosis of development

Scenario 1 – without any changes  
(**Business-as-Usual**)



Scenario 2 – change towards the  
**Sustainable Society**

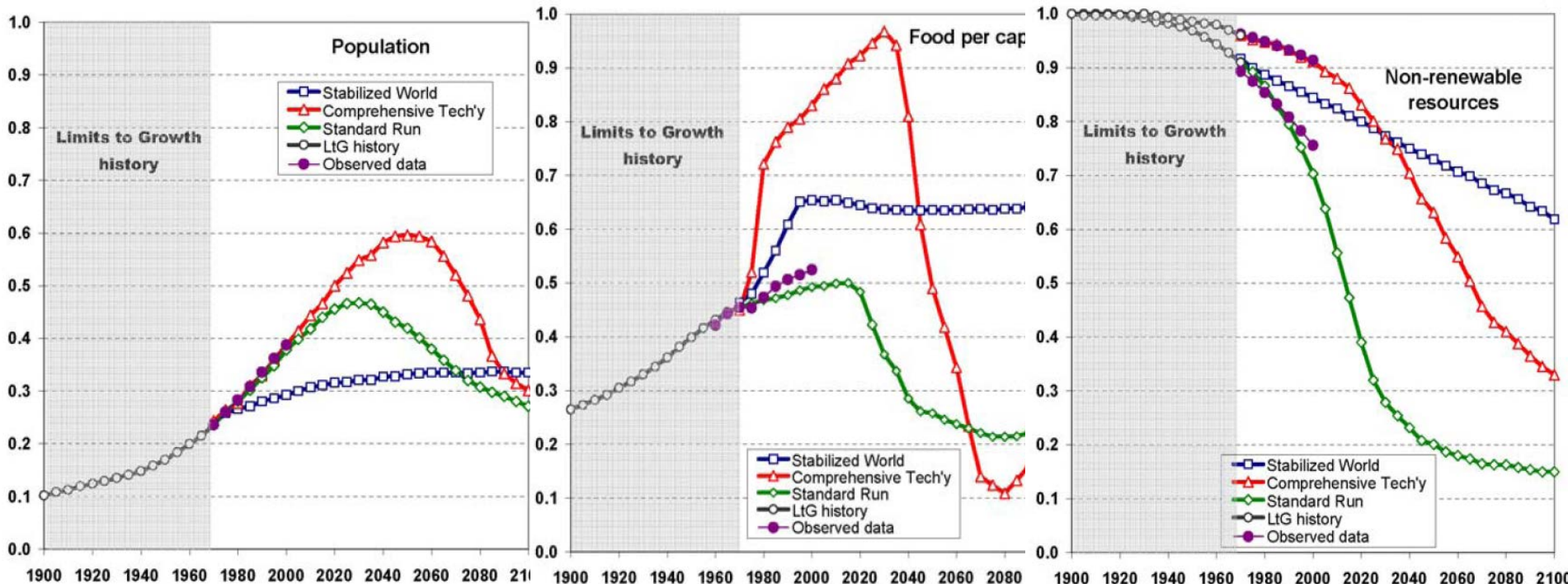


# Reality x predictions of model WORLD3

Graham Turner (*Global Environmental Change*) 2008

*A comparison of the Limits to Growth with 30 year reality, 2008*


**„The analysis shows that 30 years of historical data compares favorably with key features of a business-as-usual scenario...“**







December 7th., 1972  
Apollo 17



December 7th., 1972  
Apollo 17



# 1972 – Stockholm

## **UN Conference on the Human Environment (UNCHE)**



- world's first policy response to the global issues
- determination of global env. issues threatening the existence of people on the Earth

# 1972 – Stockholm

## UN Conference on the Human Environment (UNCHE)



- world's first policy response to the global issues
  - determination of global env. issues threatening the existence of people on the Earth
- 1) production of hazardous gaseous, liquid or solid wastes in excess of the acceptable level endangering human health and nature.
  - 2) risks of disrupting life-giving planetary systems such as the hydrological cycle, the O<sub>3</sub> layer and the climate systems.
  - 3) threatened by overexploitation and over-utilization of renewable and non-renewable resources
  - 4) reduction of planet's biological richness - genetic basis of individual plant and animal species, number of species, and diversity of ecosystems

# 1972 – Stockholm

- representatives from 113 countries, 19 intergov. agencies and more than 400 NGOs were present – total **>1200 delegates**
- UNCHE called for immediate action to protect the environment at both national and international level



When poll is active, respond at [pollev.com/lindan443](https://pollev.com/lindan443)

Text **LINDAN443** to **+420 736 350 959** once to join

# Only the one "Minister of the Environment" attended the conference?

The others had not free time -  
they had to solve other  
urgent env. issues.

The others did not considered  
that it is necessary.

No more "MoE" were over the  
world.



# 1972 – Stockholm

- representatives from 113 countries, 19 intergov. agencies and more than 400 NGOs were present – total **>1200 delegates**
- UNCHE called for immediate action to protect the environment at both national and international level
- followed by the establishment of environmental ministries
- **established UN Environment Programme – UNEP**



# 1972 – Stockholm



# 1972 – Stockholm

- pointed out to the great contradiction in the view of the **developed vs. the developing** countries
- **„*Poverty is the worst form of pollution*“** **Indira Gandhi**
- if people deal with existential issues, then the concern for the environment stands apart
- priority: to survive here and now
- concern for good environment, biodiversity preservation, etc. is a privilege especially in rich countries that are no longer addressing the poverty issues
- investment in roads, dams, irrigation, infrastructure etc.





1973



# 1973

## Oil crisis

- OPEC sharply increases oil prices in the 1970s
- price of oil from Abu Dhabi - \$ 2.54 (1972) x \$ 36.56 (1981) per barrel
- sharp price increases and supply constraints as a result of support of western countries to Israel in the Arab-Israeli conflict





# 1973

## Oil crisis

- OPEC sharply increases oil prices in the 1970s
- price of oil from Abu Dhabi - \$ 2.54 (1972) x \$ 36.56 (1981) per barrel
- sharp price increases and supply constraints as a result of support of western countries to Israel in the Arab-Israeli conflict

## Consequences

- queues at petrol stations,
- panic among business investors
- recession and uncontrollable inflation
- USA severely affected
  - 1977 - 70% of oil imports from OPEC
- reassessing energy performance
- investment in energy savings
- increasing production efficiency
- investment in R&D of renewable sources





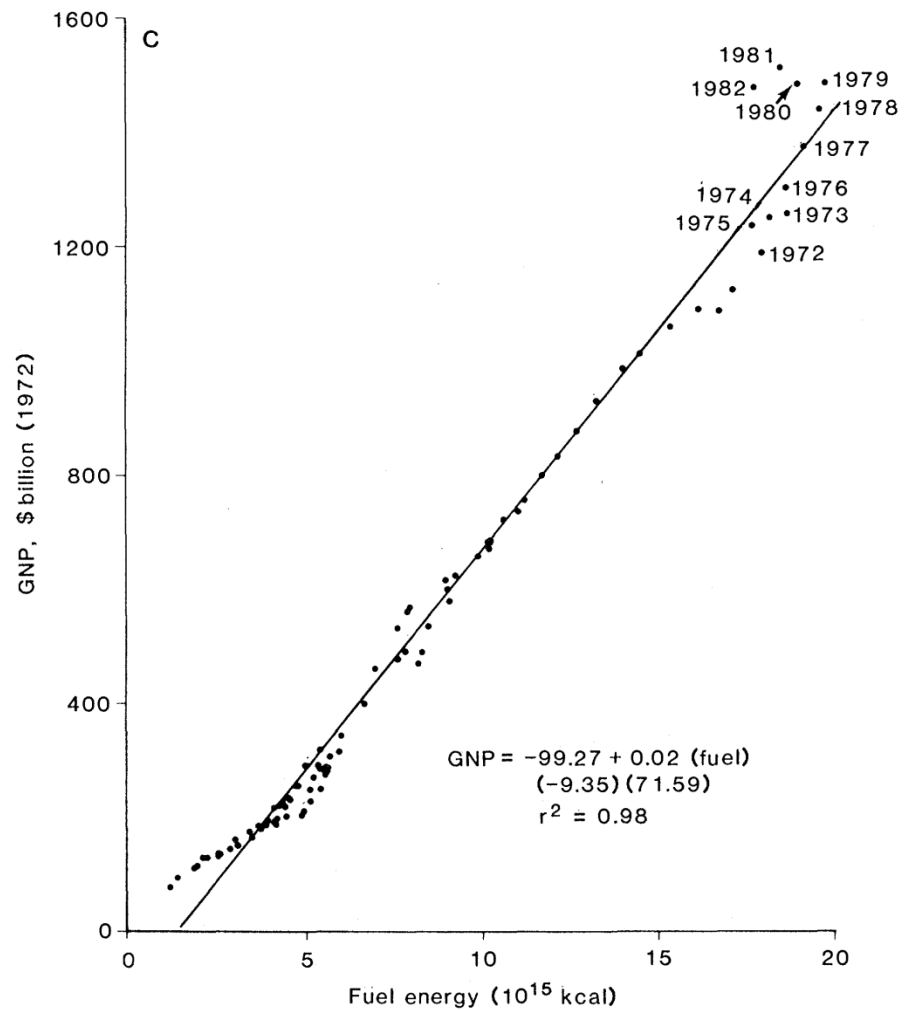
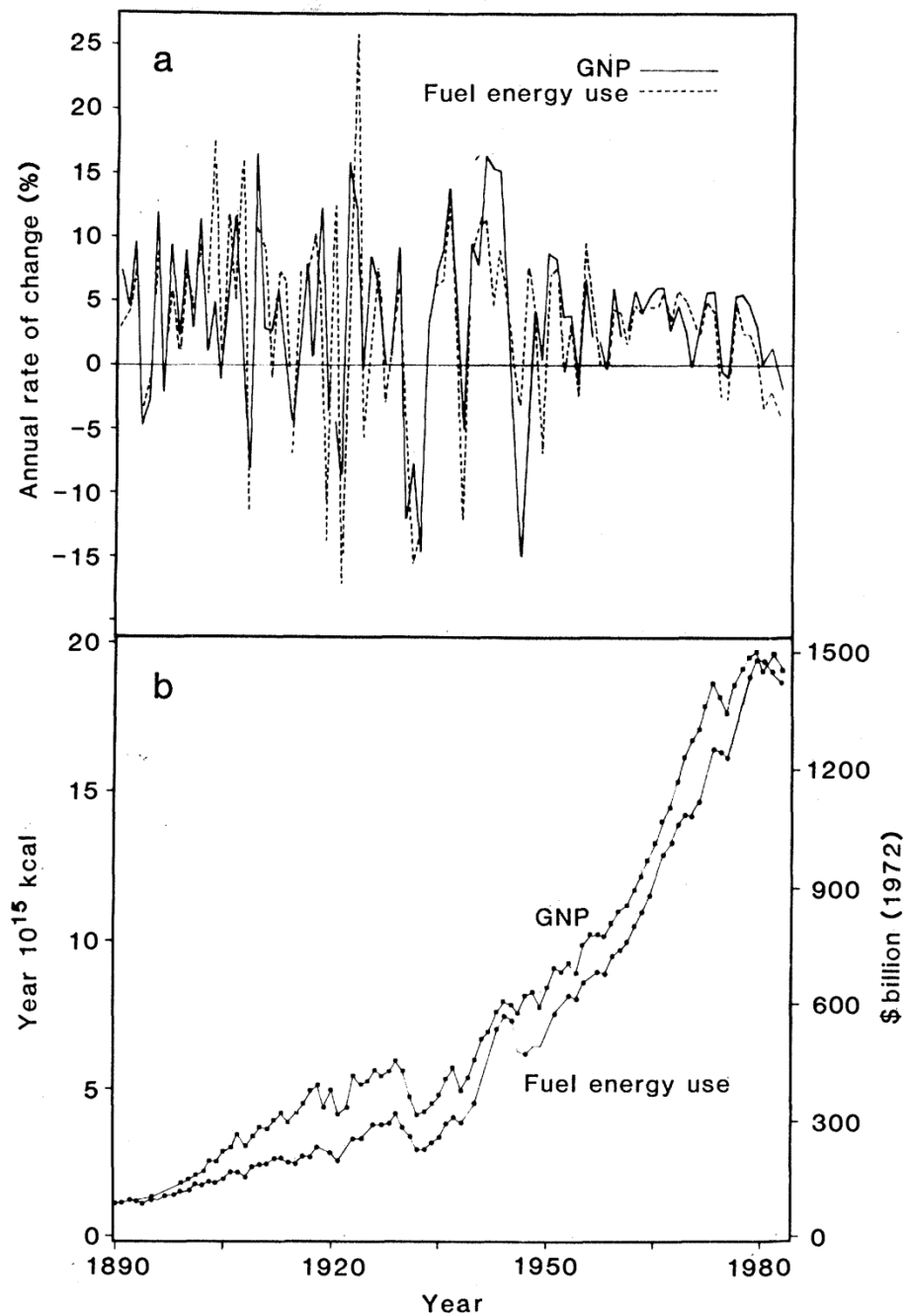


Fig. 1. (a) Annual rate of change in fuel use and real GNP in the United States from 1890 to 1982 (55, 56). Fuel use includes fossil fuels, nuclear, and hydropower. (b) Fuel use and real GNP per year. (c) Results of linear regression model between fuel use and real GNP in the United States from 1890 to 1982. The numbers in parentheses are  $t$ -statistics. Hydro and nuclear power converted to thermal units based on prevailing heat rates at fossil steam electric plants (55, 56).



lin

Energy use, total

World Bank

World Bank

Play



1960 1965 1970 1975 1980 1985 1990 1995 2000 2005 2010

Trails

Chart

Map

How to use

Share graph

Full screen

Color

Gapminder Geogra...

Geographic regions



Select


- Canada
- Cape Verde
- Chile
- China
- Colombia
- Comoros
- Congo, Dem. Rep.
- Congo, Rep.
- Costa Rica
- Cote d'Ivoire
- Croatia
- Cuba
- Cyprus

Deselect all

Size

Various sources

Population, total



Total GDP (US\$, inflation-adjusted) lin


# 1983 - World Commission on Environment and Development (WCED)

- founded by the UN decision based on finding that people are increasingly deteriorating life-essential environment and destroys resources
- the aim of this scientific commission:  
*„to find ways how to put global development on the road sustainable until the 21st century “*
- led by Norwegian prime minister **Gro Harlem Brundtland**  
*(„Brundtland commission“)*




## Brundtland commission - 1987

- result:  
1987 – report „*Our common future*“
- groundbreaking document in the env. protection
- **SD concept defined here**



## Brundtland commission - 1987

- result:  
1987 – report „***Our common future***“
- groundbreaking document in the env. protection
- **SD concept defined here**



***„Sustainable development is development that meets the needs of the present without compromising the ability of future generations to meet their own needs.***

## Brundtland commission - 1987

- result:  
1987 – report „***Our common future***“
- groundbreaking document in the env. protection
- **SD concept defined here**



***„Sustainable development is development that meets the needs of the present without compromising the ability of future generations to meet their own needs.***

**It contains within it two key concepts:**

- *the concept of 'needs', in particular the essential needs of the world's poor, to which overriding priority should be given; and*
- *the idea of limitations imposed by the state of technology and social organization on the environment's ability to meet present and future needs.*



# 1992 – Rio de Janeiro



## **United Nations Conference on Environment and Development (UNCED) – The Earth Summit**

- representatives of 172 countries (108 presidents / prime ministers), 2400 NGO representatives
- parallel NGO Global Forum - 17,000 participants
- UN seeks ways to support re-assessment of national economic development and stop destruction of non-renewable resources and planetary pollution





**TOGETHER WE WILL  
MAKE IT HAPPEN**



# 1992 – Rio de Janeiro



- governments recognized the need to regulate national and international plans **where all economic decisions should consider all environmental consequences**




# 1992 – Rio de Janeiro

- governments recognized the need to regulate national and international plans where **all economic decisions should consider all environmental consequences**

**UN expressed support to governments in the following areas:**

- production patterns - reassessing the production of toxic substances such as lead in gasoline and toxic waste
- alternative energy sources - to replace fossil fuels associated with the development of climate change
- the public transport system - a method of reducing transport emissions, congestion in cities and health problems from smog
- addressing the alarming increase in water scarcity



# **Do you know any of the important conventions or documents accepted in this conference?**

**Top**



# 1992 – Rio de Janeiro



- accepted 5 important treaties:
  - **The Rio Declaration** on Environment and Development
  - **Agenda 21**
  - Convention on **Biological Diversity** (B)
  - UN Framework Convention on **Climate Change** (B)
  - **The Forest Principles**
- established „The UN Commission on SD“



# 1992 – Rio de Janeiro



- accepted 5 important treaties:
  - **The Rio Declaration** on Environment and Development
  - **Agenda 21**
  - Convention on **Biological Diversity** (B)
  - UN Framework Convention on **Climate Change** (B)
  - **The Forest Principles**
- established „The UN Commission on SD“

Take-home message of the Earth Summit

*„To achieve the necessary changes needs nothing less than a change in our attitudes and behaviour“*

# 2000 – New York

## Millennium Summit

- expressed support for the intention of the international community to "develop genuinely sustainable,,
- respect for nature declared as a fundamental value



# 2000 – New York

## Millennium Summit

- expressed support for the intention of the international community to "develop genuinely sustainable,,
- respect for nature declared as a fundamental value
- **8 Millennium Development Goals** developed after the summit
- main focus is to eradicate poverty and other ills of the world

**2015 x 1990**



**Goal 1**  
Eradicate Extreme Hunger and Poverty



**Goal 2**  
Achieve Universal Primary Education



**Goal 3**  
Promote Gender Equality and Empower Women



**Goal 4**  
Reduce Child Mortality



**Goal 5**  
Improve Maternal Health



**Goal 6**  
Combat HIV/AIDS, Malaria and other diseases



**Goal 7**  
Ensure Environmental Sustainability



**Goal 8**  
Develop a Global Partnership for Development

Goals and Targets	Africa			Asia			Oceania	Latin America and the Caribbean	Caucasus and Central Asia
	Northern	Sub-Saharan	Eastern	South-Eastern	Southern	Western			

### GOAL 1 | Eradicate extreme poverty and hunger

Reduce extreme poverty by half	low poverty	very high poverty	low poverty	moderate poverty	high poverty	low poverty	—	low poverty	low poverty
Productive and decent employment	large deficit	very large deficit	moderate deficit	large deficit	large deficit	large deficit	very large deficit	moderate deficit	small deficit
Reduce hunger by half	low hunger	high hunger	moderate hunger	moderate hunger	high hunger	moderate hunger	moderate hunger	moderate hunger	moderate hunger

### GOAL 2 | Achieve universal primary education

Universal primary schooling	high enrolment	moderate enrolment	high enrolment	high enrolment	high enrolment	high enrolment	high enrolment	high enrolment	high enrolment
-----------------------------	----------------	--------------------	----------------	----------------	----------------	----------------	----------------	----------------	----------------

### GOAL 3 | Promote gender equality and empower women

Equal girls' enrolment in primary school	close to parity	close to parity	parity	parity	parity	close to parity	close to parity	parity	parity
Women's share of paid employment	low share	medium share	high share	medium share	low share	low share	medium share	high share	high share
Women's equal representation in national parliaments	moderate representation	moderate representation	moderate representation	low representation	low representation	low representation	very low representation	moderate representation	low representation

### GOAL 4 | Reduce child mortality

Reduce mortality of under-five-year-olds by two thirds	low mortality	high mortality	low mortality	low mortality	moderate mortality	low mortality	moderate mortality	low mortality	low mortality
--	---------------	----------------	---------------	---------------	--------------------	---------------	--------------------	---------------	---------------

### GOAL 5 | Improve maternal health

Reduce maternal mortality by three quarters	low mortality	high mortality	low mortality	moderate mortality	moderate mortality	low mortality	moderate mortality	low mortality	low mortality
Access to reproductive health	moderate access	low access	high access	moderate access	moderate access	moderate access	low access	high access	moderate access

### GOAL 6 | Combat HIV/AIDS, malaria and other diseases

Halt and begin to reverse the spread of HIV/AIDS	low incidence	high incidence	low incidence	low incidence	low incidence	low incidence	low incidence	low incidence	low incidence
Halt and reverse the spread of tuberculosis	low mortality	high mortality	low mortality	moderate mortality	moderate mortality	low mortality	moderate mortality	low mortality	moderate mortality

### GOAL 7 | Ensure environmental sustainability

Halve proportion of population without improved drinking water	high coverage	low coverage	high coverage	high coverage	high coverage	high coverage	low coverage	high coverage	moderate coverage
Halve proportion of population without sanitation	moderate coverage	very low coverage	moderate coverage	low coverage	very low coverage	high coverage	very low coverage	moderate coverage	high coverage
Improve the lives of slum-dwellers	low proportion of slum-dwellers	very high proportion of slum-dwellers	moderate proportion of slum-dwellers	moderate proportion of slum-dwellers	moderate proportion of slum-dwellers	moderate proportion of slum-dwellers	moderate proportion of slum-dwellers	moderate proportion of slum-dwellers	—

### GOAL 8 | Develop a global partnership for development

Internet users	moderate usage	low usage	high usage	moderate usage	low usage	high usage	low usage	high usage	high usage
----------------	----------------	-----------	------------	----------------	-----------	------------	-----------	------------	------------

The progress chart operates on two levels. The text in each box indicates the present level of development. The colours show progress made towards the target according to the legend below:

- Target met or excellent progress.
- Good progress.
- Fair progress.
- Poor progress or deterioration.
- Missing or insufficient data.

# 2002 – Johannesburg

## The World Summit on Sustainable Development



Five key topics of the conference:

- 1) globalization
- 2) harmonizing development and the environment protection
- 3) poverty and the MDGs
- 4) consumption and production models
- 5) protection of biodiversity and natural resources

- a critical assessment of the journey to SD was expected
- the result rather disappointing
- instead of confirming and supporting the SD, the delegates went rather "Sustainable" way of discussions, statements and commitment to the world's problems ;-(

# 2002 – Johannesburg



- main output: ***Plan of Implementation***
- it contains goals and a timetable in the discussed SD areas
- support for SD by big multinational companies (NGOs in Rio)

## Main achievement:

- **global support to fulfilling of 8MDGs**





**2012 – Rio+20**

**UN Conference on**

**Sustainable Development** (June 20-22, 2012)



**RIO+20**  
United Nations  
Conference on  
Sustainable  
Development

- two main topics:

**1) Institutional framework for SD**

**2) Green economy within the SD and poverty eradication**

- **ad 1) Institutional framework for SD**
- UN Commission for sustainable development (CSD) as the main body covering the issue of SD in the UN, has a very weak mandate (abolish or replace it with a stronger one)
- as well as UNEP (env. pillar) - in comparison with ILO (social pillar) or WTO (economic pillar) has a weak position
  - it is "only" program



# The United Nations System

## UN Principal Organs

General Assembly

Security Council

Economic and Social Council

Secretariat

International Court of Justice

Trusteeship Council<sup>6</sup>

### Subsidiary Bodies

Main and other sessional committees  
Disarmament Commission  
Human Rights Council  
International Law Commission  
Standing committees and ad hoc bodies

### Subsidiary Bodies

Counter-terrorism committees  
International Criminal Tribunal for Rwanda (ICTR)  
International Criminal Tribunal for the former Yugoslavia (ICTY)

### Funds and Programmes<sup>1</sup>

**UNCTAD** United Nations Conference on Trade and Development

- **ITC** International Trade Centre (UNCTAD/WTO)

**UNDP** United Nations Development Programme

- **UNCDF** United Nations Capital Development Fund
- **UNV** United Nations Volunteers

**UNEP** United Nations Environment Programme

**UNFPA** United Nations Population Fund

**UN-HABITAT** United Nations Human Settlements Programme

**UNHCR** Office of the United Nations High Commissioner for Refugees

**UNICEF** United Nations Children's Fund

**UNODC** United Nations Office on Drugs and Crime

**UNRWA<sup>2</sup>** United Nations Relief and Works Agency for Palestine Refugees in the Near East

**UN-Women** United Nations Entity for Gender Equality and the Empowerment of Women

**WFP** World Food Programme

### Research and Training Institutes

**UNICRI** United Nations Interregional Crime and Justice Research Institute

**UNIDIR<sup>2</sup>** United Nations Institute for Disarmament Research

**UNITAR** United Nations Institute for Training and Research

**UNRISD** United Nations Research Institute for Social Development

**UNSSC** United Nations System Staff College

**UNU** United Nations University

### Other Entities

**UNAIDS** Joint United Nations Programme on HIV/AIDS

**UNISDR** United Nations International Strategy for Disaster Reduction

**UNOPS** United Nations Office for Project Services

### Related Organizations

**CTBTO Preparatory Commission** Preparatory Commission for the Comprehensive Nuclear-Test-Ban Treaty Organization

**IAEA<sup>1,3</sup>** International Atomic Energy Agency

**OPCW** Organisation for the Prohibition of Chemical Weapons

**WTO<sup>1,4</sup>** World Trade Organization

### Advisory Subsidiary Body

Peacebuilding Commission

### Specialized Agencies<sup>1,5</sup>

**FAO** Food and Agriculture Organization of the United Nations

**ICAO** International Civil Aviation Organization

**IFAD** International Fund for Agricultural Development

**ILO** International Labour Organization

**IMF** International Monetary Fund

**IMO** International Maritime Organization

**ITU** International Telecommunication Union

**UNESCO** United Nations Educational, Scientific and Cultural Organization

**UNIDO** United Nations Industrial Development Organization

**UNWTO** World Tourism Organization

**UPU** Universal Postal Union

**WHO** World Health Organization

**WIPO** World Intellectual Property Organization

**WMO** World Meteorological Organization

### World Bank Group

- **IBRD** International Bank for Reconstruction and Development
- **ICSID** International Centre for Settlement of Investment Disputes
- **IDA** International Development Association
- **IFC** International Finance Corporation
- **MIGA** Multilateral Investment Guarantee Agency

### Functional Commissions

Crime Prevention and Criminal Justice  
Narcotic Drugs  
Population and Development  
Science and Technology for Development  
Social Development  
Statistics  
Status of Women  
Sustainable Development  
United Nations Forum on Forests

### Regional Commissions

**ECA** Economic Commission for Africa  
**ECE** Economic Commission for Europe  
**ECLAC** Economic Commission for Latin America and the Caribbean  
**ESCAP** Economic and Social Commission for Asia and the Pacific  
**ESCWA** Economic and Social Commission for Western Asia

### Other Bodies

Committee for Development Policy  
Committee of Experts on Public Administration  
Committee on Non-Governmental Organizations  
Permanent Forum on Indigenous Issues  
United Nations Group of Experts on Geographical Names  
Other sessional and standing committees and expert, ad hoc and related bodies

### Departments and Offices

**EOSG** Executive Office of the Secretary-General  
**DESA** Department of Economic and Social Affairs  
**DFS** Department of Field Support  
**DGACM** Department for General Assembly and Conference Management  
**DM** Department of Management

**DPA** Department of Political Affairs  
**DPI** Department of Public Information  
**DPKO** Department of Peacekeeping Operations  
**DSS** Department of Safety and Security  
**OCHA** Office for the Coordination of Humanitarian Affairs  
**OHCHR** Office of the United Nations High Commissioner for Human Rights

**OIOS** Office of Internal Oversight Services  
**OLA** Office of Legal Affairs  
**OSAA** Office of the Special Adviser on Africa  
**SRS/CAAC** Office of the Special Representative of the Secretary-General for Children and Armed Conflict  
**SRS/SVC** Office of the Special Representative of the Secretary-General on Sexual Violence in Conflict

**UNODA** Office for Disarmament Affairs  
**UNOG** United Nations Office at Geneva  
**UN-OHRRLS** Office of the High Representative for the Least Developed Countries, Landlocked Developing Countries and Small Island Developing States  
**UNON** United Nations Office at Nairobi  
**UNOV** United Nations Office at Vienna

### Notes:

<sup>1</sup> The United Nations, its Funds and Programmes, the Specialized Agencies, IAEA and WTO are all members of the United Nations System Chief Executives Board for Coordination (CEB).

<sup>2</sup> UNRWA and UNIDIR report only to the General Assembly (GA).

<sup>3</sup> IAEA reports to the Security Council and the GA.

<sup>4</sup> WTO has no reporting obligation to the GA, but contributes on an ad hoc basis to GA and Economic and Social Council (ECOSOC) work on, inter alia, finance and development issues.

<sup>5</sup> Specialized Agencies are autonomous organizations whose work is coordinated through ECOSOC (inter-governmental level) and CEB (inter-secretariat level).

<sup>6</sup> The Trusteeship Council suspended operation on 1 November 1994, as on 1 October 1994 Palau, the last United Nations Trust Territory, became independent.

This is not an official document of the United Nations, nor is it intended to be all inclusive.

- **ad 2) Green economy**

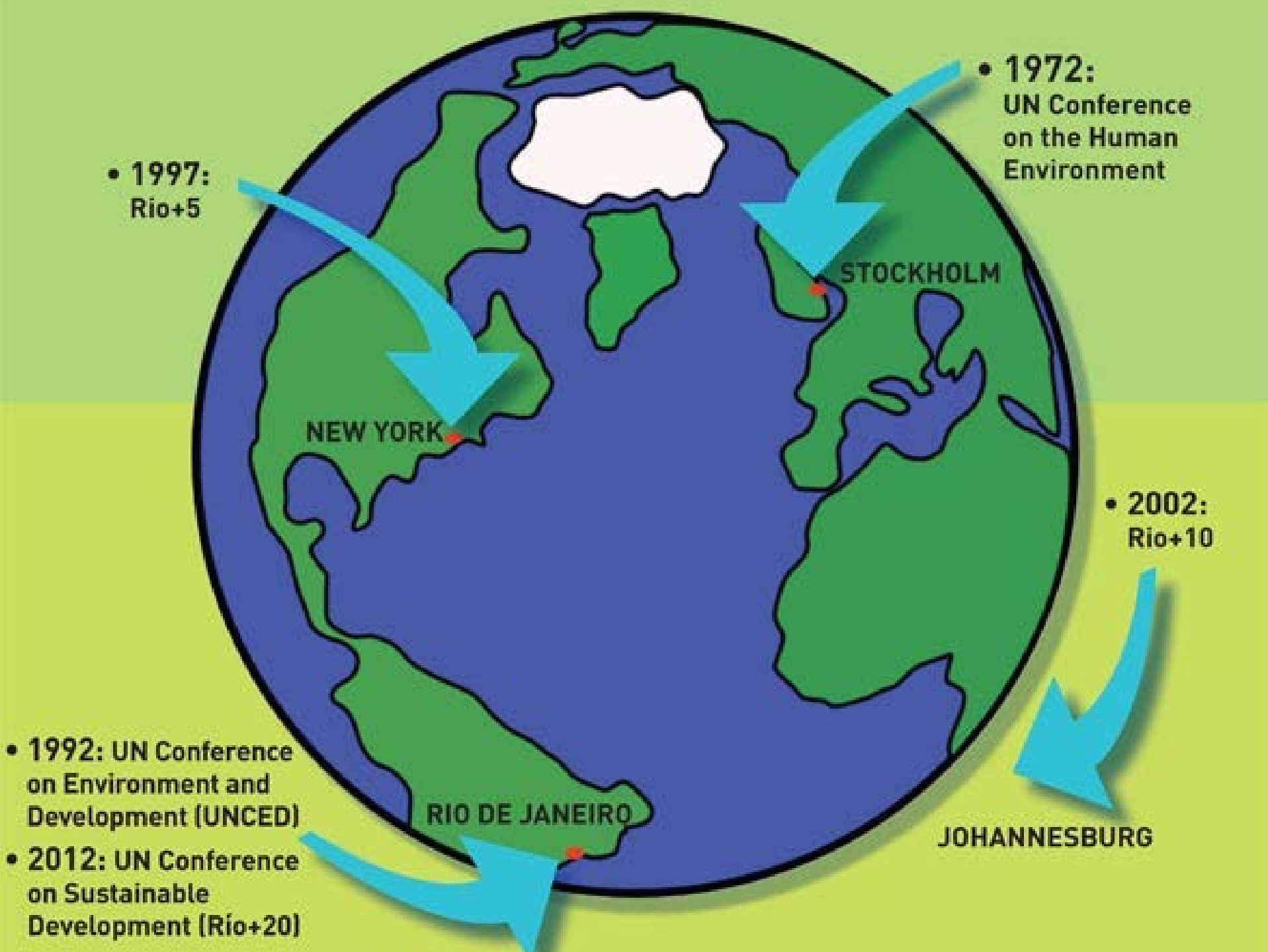
„A green economy is low-carbon, resource efficient, and socially inclusive.“

- measuring the success (now GDP) must be reassessed, taking account of pollution, resource depletion, ecosystem decline. services, and the effects of this on the poor

Biodiversity	Ecosystem goods and services (examples)	Economic values (examples)
Ecosystems (variety & extent/area)	<ul style="list-style-type: none"> <li>• Recreation</li> <li>• Water regulation</li> <li>• Carbon storage</li> </ul>	Avoiding greenhouse gas emissions by conserving forests: US\$ 3.7 trillion (NPV)
Species (diversity & abundance)	<ul style="list-style-type: none"> <li>• Food, fiber, fuel</li> <li>• Design inspiration</li> <li>• Pollination</li> </ul>	Contribution of insect pollinators to agricultural output: ~US\$ 190 billion/year
Genes (variability & population)	<ul style="list-style-type: none"> <li>• Medicinal discoveries</li> <li>• Disease resistance</li> <li>• Adaptive capacity</li> </ul>	25-50% of the US\$ 640 billion pharmaceutical market is derived from genetic resources

**Table 1: Natural capital – Underlying components and illustrative services and values**

Source: Eliasch (2008); Gallai et al. (2009); TEEB (2009)



**2015 - 2030**

**Sustainable development goals (SDG)**





# SUSTAINABLE DEVELOPMENT GOALS

1 NO POVERTY



2 ZERO HUNGER



3 GOOD HEALTH AND WELL-BEING



4 QUALITY EDUCATION



5 GENDER EQUALITY



6 CLEAN WATER AND SANITATION



7 AFFORDABLE AND CLEAN ENERGY



8 DECENT WORK AND ECONOMIC GROWTH



9 INDUSTRY, INNOVATION AND INFRASTRUCTURE



10 REDUCED INEQUALITIES



11 SUSTAINABLE CITIES AND COMMUNITIES



12 RESPONSIBLE CONSUMPTION AND PRODUCTION



13 CLIMATE ACTION



14 LIFE BELOW WATER



15 LIFE ON LAND



16 PEACE, JUSTICE AND STRONG INSTITUTIONS



17 PARTNERSHIPS FOR THE GOALS



SUSTAINABLE DEVELOPMENT GOALS

# Smarter Global Targets to 2030

## PEOPLE

- LOWER CHRONIC CHILD MALNUTRITION BY 40%
- HALVE MALARIA INFECTION
- REDUCE TUBERCULOSIS DEATHS BY 90%
- AVOID 1.1M HIV INFECTIONS THROUGH CIRCUMCISION
- CUT EARLY DEATH FROM CHRONIC DISEASE BY 1/3
- REDUCE NEWBORN MORTALITY BY 70%
- INCREASE IMMUNIZATION TO REDUCE CHILD DEATHS BY 25%
- MAKE FAMILY PLANNING AVAILABLE TO EVERYONE
- ELIMINATE VIOLENCE AGAINST WOMEN AND GIRLS

## PLANET

- PHASE OUT FOSSIL FUEL SUBSIDIES
- HALVE CORAL REEF LOSS
- TAX POLLUTION DAMAGE FROM ENERGY
- CUT INDOOR AIR POLLUTION BY 20%



## PROSPERITY

- REDUCE TRADE RESTRICTIONS (FULL DOHA)
- IMPROVE GENDER EQUALITY IN OWNERSHIP, BUSINESS AND POLITICS
- BOOST AGRICULTURAL YIELD GROWTH BY 40%
- INCREASE GIRLS' EDUCATION BY TWO YEARS
- ACHIEVE UNIVERSAL PRIMARY EDUCATION IN SUB-SAHARAN AFRICA
- TRIPLE PRESCHOOL IN SUB-SAHARAN AFRICA