

C7790 Introduction to Molecular Modelling

TSM Modelling Molecular Structures

Lesson 25 Molecular Dynamics I

JS/2022 Present Form of Teaching: Rev1

Petr Kulhánek

kulhanek@chemi.muni.cz

National Centre for Biomolecular Research, Faculty of Science
Masaryk University, Kamenice 5, CZ-62500 Brno

Context

macroworld

states

(thermodynamic properties, G, T,...)

phenomenological thermodynamics

equilibrium (equilibrium constant)

kinetics (rate constant)

free energy
(Gibbs/Helmholtz)



partition function

statistical thermodynamics

microstates

(mechanical properties, E)

microstate \neq microworld

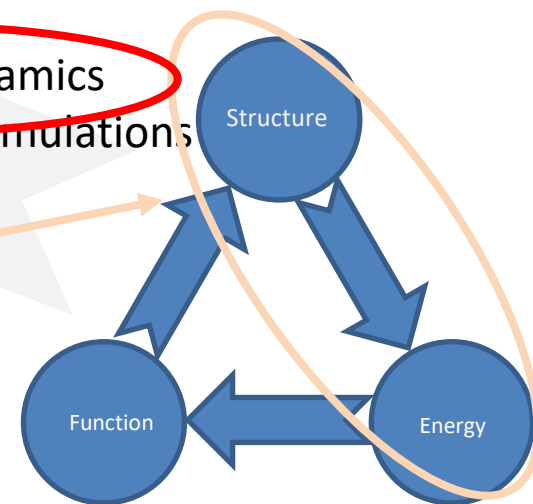
microworld

Description levels (model chemistry):

- quantum mechanics
 - semiempirical methods
 - ab initio methods
 - post-HF methods
 - DFT methods
- molecular mechanics
- coarse-grained mechanics

Simulations:

- molecular dynamics
- Monte Carlo simulations
- docking
- ...



System Evolution in Time

How to simulate time evolution of the system?



$$\overline{M} = \frac{1}{t_{tot}} \int_0^{t_{tot}} M(t) dt$$

snapshots of the system are a microstates

Mechanical Description (classical physics)*:



the system is composed of N atoms

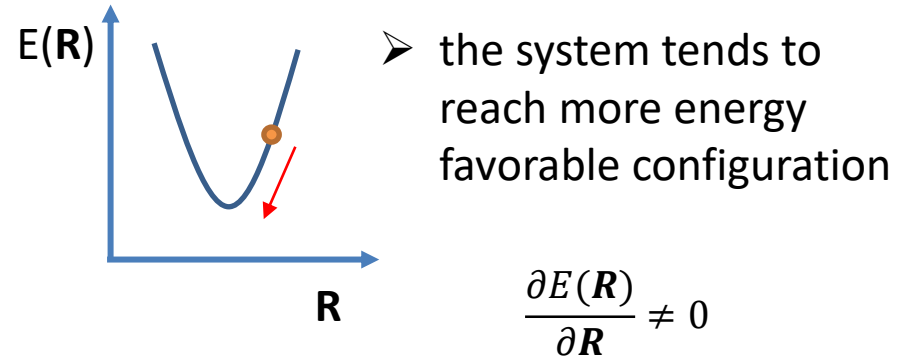
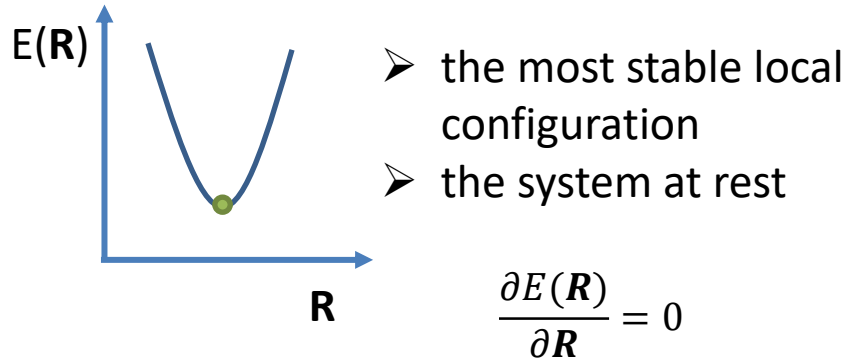
- Newton's laws of motion
 - **First law** states that an object at rest will stay at rest, and an object in motion will stay in motion unless acted on by a net external force.
 - **Second law** states that the acceleration of a body over time is directly proportional to the force applied and occurs in the same direction as the applied force.
$$\mathbf{F}_i = m_i \mathbf{a}_i$$
 - **Third law** states that all forces between two objects exist in equal magnitude and opposite direction.

* time evolution can also be described by QM but at cost of theoretical and computational complexity

Forces

The only forces that can act on atoms in the system are from **interatomic interactions**.

Origin of interatomic forces:



Interatomic forces:

$$\mathbf{F}_i = - \frac{\partial E(\mathbf{R})}{\partial \mathbf{r}_i}$$

total potential energy

negative value of potential energy gradient is force

force acting on atom i

position of atom i

Equation of Motions

Second Newton's Law

$$\mathbf{F}_i = m_i \mathbf{a}_i$$

Forces in molecular systems

$$\mathbf{F}_i = -\frac{\partial E(\mathbf{R})}{\partial \mathbf{r}_i}$$

Final equations of motions (EM):

$$m_i \mathbf{a}_i = -\frac{\partial E(\mathbf{R})}{\partial \mathbf{r}_i}$$

$$m_i \frac{d^2 \mathbf{r}_i}{dt^2} = -\frac{\partial E(\mathbf{R})}{\partial \mathbf{r}_i}$$

To describe evolution of the system in time, it is necessary to solve system of N (number of atoms) second order differential equations or motions.

Result: position of atoms in time (trajectory)

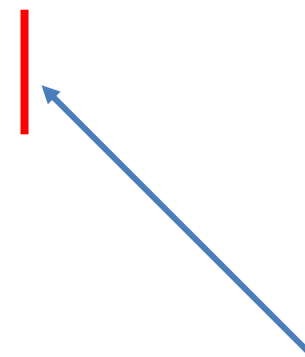
$$\mathbf{R}(t) = \{\mathbf{r}_1(t), \mathbf{r}_2(t), \dots, \mathbf{r}_N(t)\}$$

Numerical Integration

The solution of EM can be obtained by integration of differential equations. Unfortunately, the analytical solution is not feasible even for small systems (three and more atoms).

Numerical integrations

- **Finite difference methods**
 - **leap-frog algorithm (a variant of Verlet algorithm)**
 - **velocity Verlet algorithm**
- Gear corrector-predictor methods
- Runge-Kutta methods



most often used algorithms in MD simulations
of (bio)chemical systems

Leap-frog algorithm

1) Initial conditions:

$$\mathbf{r}(t); \mathbf{v}(t - dt/2)$$

t ← time

dt ← time step (integration step)

2) Molecular dynamics (MD loop)

1) Calculation of forces and accelerations

$$\mathbf{a}(t) = \frac{1}{m} \frac{\partial E(\mathbf{R}(t))}{\partial \mathbf{r}}$$

2) Update velocities

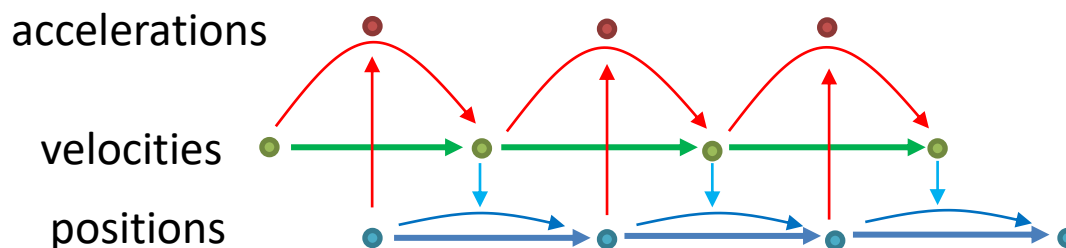
$$\mathbf{v}(t + dt/2) = \mathbf{v}(t - dt/2) + \mathbf{a}(t) \cdot dt$$

$$\mathbf{a}(t) = \frac{\mathbf{v}(t + dt/2) - \mathbf{v}(t - dt/2)}{dt}$$

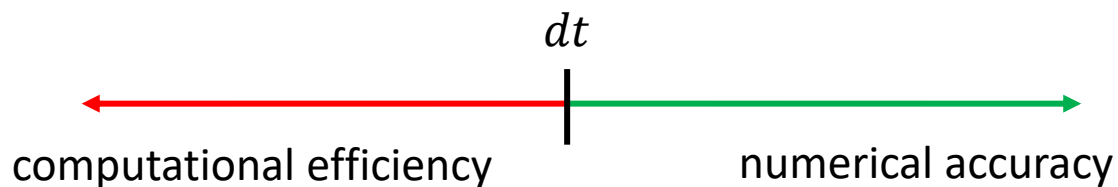
1) Update positions

$$\mathbf{r}(t + dt) = \mathbf{r}(t) + \mathbf{v}(t + dt/2) \cdot dt$$

$$\mathbf{v}(t + dt/2) = \frac{\mathbf{r}(t + dt) - \mathbf{r}(t)}{dt}$$



Time Step



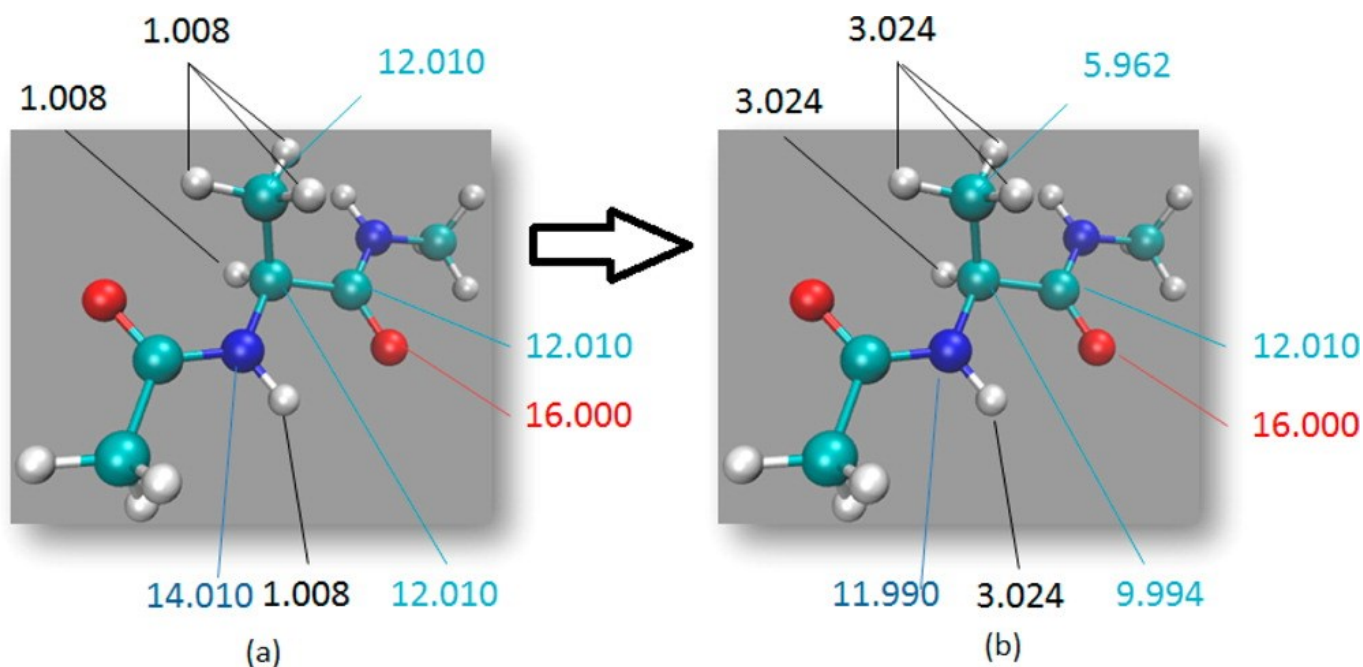
- The time step size is usually taken as 1/10 of the fastest motions.
- The fastest motions are X-H vibrations (higher PES curvature, light atom (hydrogen)).
- Then, the typical size of the integration step is 1 fs (10^{-15} s)

Strategies how to increase the integration time step:

- remove the fastest motions by the constraining X-H distances, which allows a 2-fs step size
 - SHAKE, RATTLE, SETTLE, LINCS algorithms
- in addition, constrain valence angles (mathematically too complex, not use)
- hydrogen mass repartitioning (up to 4 fs)
- multiple time-step integrators
 - computationally cheap short-range forces (shorter integration time step)
 - computationally expensive long-range forces (longer integration time step)

HMR - Hydrogen Mass Repartitioning

Since the molecular dynamics uses the classical physics, each degree of freedom is thermalized to $\frac{1}{2}k_B T$, which is independent to atom masses.



Hopkins, C. W.; Le Grand, S.; Walker, R. C.; Roitberg, A. E. Long-Time-Step Molecular Dynamics through Hydrogen Mass Repartitioning. *J. Chem. Theory Comput.* **2015**, *11* (4), 1864–1874. <https://doi.org/10.1021/ct5010406>.

Initial Conditions, Equilibration

For integration of EM, we need **initial geometry and velocities**:

$$\mathbf{r}(t); \mathbf{v}(t - dt/2)$$



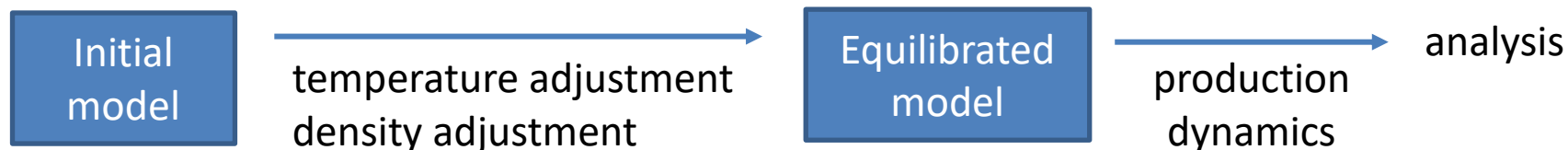
velocities can be generated randomly to satisfy Maxwell-Boltzmann distribution for given temperature

initial geometry (structure) of model

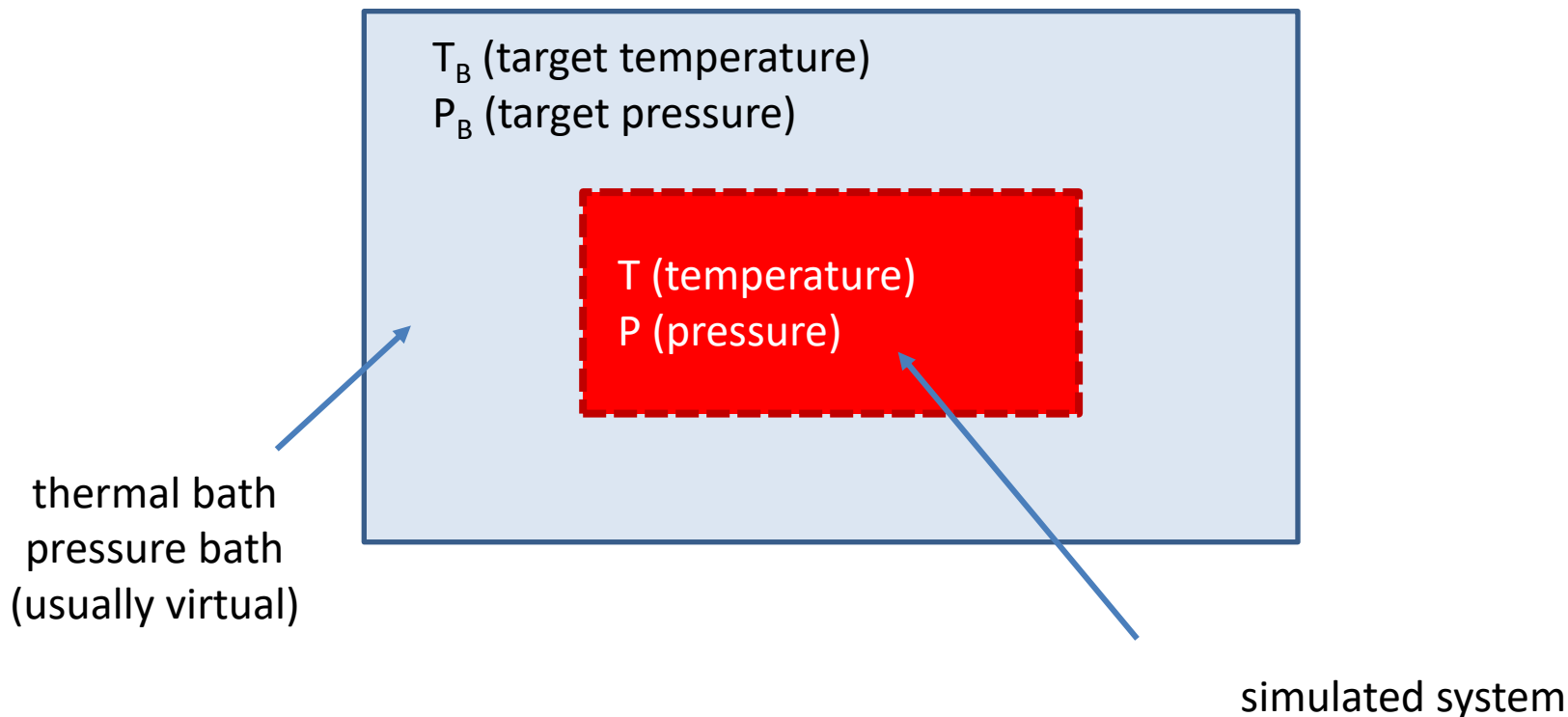
The initial geometry of models derived from experimental structures (X-RAY, NMR, CryoEM, etc.) is usually of low quality.

Equilibration:

- The aim of the equilibration is to bring model to desired thermodynamic state (temperature, pressure, density, etc.).



Thermostats and Barostats



At equilibrium:

$$T = T_B$$

$$P = P_B$$

The capital P (pressure) is employed to avoid ambiguities with the small p (momentum).

Thermostats

Equipartition principle:

degrees of freedom (DOF)
(c - constrained DOF)

mean kinetic energy

$$\frac{3N - c}{2} k_B T = \langle E_k \rangle = \left\langle \sum_{i=1}^N \frac{1}{2} m_i v_i^2 \right\rangle$$

temperature

The temperature can be controlled by a thermostat:

- weak coupling thermostat, Berendsen thermostat
 - simple, incorrect ensemble
 - temperature is controlled by velocity scaling
 - dangerous to use for simulations in vacuum
 - susceptible to various artefacts (flying ice cube, etc.)
- Langevin thermostat (stochastic, correct ensemble)
 - it thermalizes each degree of freedom by random collisions
- Nosé-Hoover barostat (correct ensemble)

Barostats

Virial theorem (Clausius 1870):

$$2\langle E_k \rangle = - \sum_{i=1}^N \langle \mathbf{F}_i \mathbf{r}_i \rangle$$

time average of kinetic energy

the virial (it reflects potential energy)

NpT ensemble (ideal gas model):

$$2\langle E_k \rangle = -3PV - \sum_{i=1}^N \langle \mathbf{F}_i \mathbf{r}_i \rangle \longrightarrow P = \frac{1}{V} \left[Nk_B T - \frac{1}{3} \sum_{i=1}^N \langle \mathbf{F}_i \mathbf{r}_i \rangle \right]$$

pressure

from equipartition principle

The pressure can be controlled by a barostat:

- weak coupling barostat (simple, incorrect ensemble)
- Monte-Carlo barostat (stochastic, correct ensemble)
- Nosé-Hoover barostat (correct ensemble)

the pressure change is achieved by changing the size of the simulation box.

Output from MD

actual temperature (K) and pressure (atm)
(they DO NOT represent thermodynamical properties)

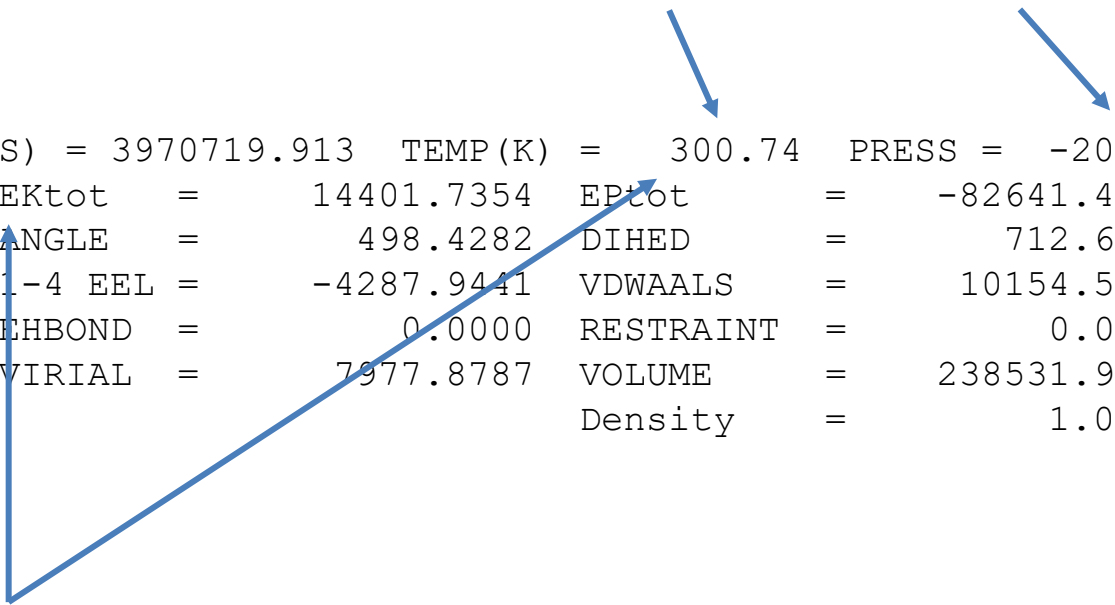


Diagram description: A blue arrow points from the text 'actual temperature (K) and pressure (atm)' to the value '300.74' in the 'TEMP (K)' field. Another blue arrow points from the text '(they DO NOT represent thermodynamical properties)' to the value '-209.4' in the 'PRESS' field. A third blue arrow points from the text '(they DO NOT represent thermodynamical properties)' to the value '1.0214' in the 'Density' field. A fourth blue arrow points from the text '(they DO NOT represent thermodynamical properties)' to the value '7977.8787' in the 'VIRIAL' field. A fifth blue arrow points from the text '(they DO NOT represent thermodynamical properties)' to the value '14401.7354' in the 'EKtot' field. A sixth blue arrow points from the text '(they DO NOT represent thermodynamical properties)' to the value '498.4282' in the 'ANGLE' field.

NSTEP =	60000	TIME (PS) =	3970719.913	TEMP (K) =	300.74	PRESS =	-209.4
Etot =	-68239.6682	EKtot =	14401.7354	EPlot =	-82641.4035		
BOND =	225.2198	ANGLE =	498.4282	DIHED =	712.6121		
1-4 NB =	259.0139	1-4 EEL =	-4287.9441	VDWAALS =	10154.5260		
EELEC =	-90203.2595	EHBOND =	0.0000	RESTRAINT =	0.0000		
EKCMT =	6899.5998	VIRIAL =	7977.8787	VOLUME =	238531.9588		
				Density =	1.0214		

the same property, which is the actual kinetic energy,
expressed in different units

Output from MD, cont.

Thermostat: T = 300 K (weak coupling)

Barostat: p = 1 atm (weak coupling)

thermodynamic temperature (K) and pressure (atm)

AVERAGES OVER

NSTEP =	5000000	TIME (PS) =	3990599.911	TEMP (K) =	299.90	PRESS =	2.0
Etot =	-68232.2253	EKtot =	14361.2461	EPtrtot =	-82593.4714		
BOND =	248.6326	ANGLE =	517.2225	DIHED =	724.2102		
1-4 NB =	253.7846	1-4 EEL =	-4299.0145	VDWAALS =	10259.0679		
EELEC =	-90297.3769	EHBOND =	0.0000	RESTRAINT =	0.0023		
EAMBER (non-restraint) =	-82593.4736						
EKCMT =	6859.7668	VIRIAL =	6849.2815	VOLUME =	238422.2094		
				Density =	1.0219		

RMS FLUCTUATIONS

NSTEP =	5000000	TIME (PS) =	3990599.911	TEMP (K) =	1.53	PRESS =	153.2
Etot =	17.0060	EKtot =	73.4906	EPtrtot =	75.4230		
BOND =	12.9980	ANGLE =	16.9666	DIHED =	10.9737		
1-4 NB =	5.9275	1-4 EEL =	19.2799	VDWAALS =	126.9605		
EELEC =	159.5253	EHBOND =	0.0000	RESTRAINT =	0.0359		
EAMBER (non-restraint) =	75.3871						
EKCMT =	57.0484	VIRIAL =	788.8336	VOLUME =	174.8435		
				Density =	0.0007		