

Klonování genu pro glukosa oxidasu z *A. niger*

>AF234246.2:486-2303 *Aspergillus niger* glucose oxidase (GO2) gene, complete cds

ATGCAGACTCTCCTTGTGAGCTCGCTTGTGGTCTCCCTCGCTGCGGCCCTGCCACACTACATCAGGAGCA
ATGGCATTGAAGCCAGCCTCCTGACTGATCCCAAGGATGTCTCCGGCCGCACGGTCGACTACATCATCGC
TGGTGGAGGTCTGACTGGACTCACCACCGCTGCTCGTCTGACGGAGAACCCCAACATCAGTGTGCTCGTC
ATCGAAAGTGGCTCCTACGAGTCGGACAGAGGTCTATCATTGAGGACCTGAACGCCTACGGCGACATCT
TTGGCAGCAGTGTAGACCACGCCTACGAGACCGTGGAGCTCGCTACCAACAATCAAACCGCGCTGATCCG
CTCCGAAATGGTCTCGGTGGCTCTACTCTAGTGAATGGTGGCACCTGGACTCGCCCCACAAGGCACAG
GTTGACTCTTGGGAGACTGTCTTTGAAATGAGGGCTGGAAGTGGGACAATGTGGCCGCTACTCCCTCC
AGGCTGAGCGTGTCTCGCGACCAAATGCCAAACAGATCGCTGCTGGCCACTACTTCAACGCATCCTGCCA
TGGTGTAAATGGTACTGTCCATGCCGGACCCCGCGACACCGGCGATGACTATTCTCCCATCGTCAAGGCT
CTCATGAGCGTGTCTGAAGACCGGGGCGTTCCCAACAAAGAAAGACTTCCGATGCGGTGACCCCATGGTG
TGTCCATGTTCCCAACACCTTGCACGAAGACCAAGTGCCTCCGATGCCGCTCGCGAATGGCTACTTCC
CAACTACCAACGTCCCAACCTGCAAGTCTGACCGGACAGTATGTTGGTAAGGTGCTCCTTAGCCAGAAC
GGCACCACCCCTCGTGCCGTTGGCGTGAATTCGGCACCCACAAGGGCAACACCCACAACGTTTACGCTA
AGCACGAGGTCTCCTGGCCGCGGGCTCCGCTGTCTCTCCACAATCCTCGAATATTCCGGTATCGGAAT
GAAGTCCATCCTGGAGCCCTTGGTATCGACACCGTCTGACCTGCCCGTCCGGCTTGAACCTGCAGGAC
CAGACCACCGCTACCGTCCGCTCCCGCATCACCTCTGCTGGTGCAGGACAGGGACAGGCCGCTTGGTTCG
CCACCTTCAACGAGACCTTTGGTGACTATTCCGAAAAGGCACACGAGCTGCTCAACACCAAGCTGGAGCA
GTGGGCCGAAGAGGCCGTCGCCCCGTGGCGGATTCCACAACACCACCGCCTTGCTCATCCAGTACGAGAAC
TACCGCGACTGGATTGTCAATCACAACGTTCGCGTACTCGGAACTCTTCCCTCGACACTGCCGGAGTGGCCA
GCTTCGATGTGTGGGACCTTCTGCCCTTCGACCGAGGATACGTCCACATCCTCGACAAGGACCCCTACCT
CCACCACCTTTCCTACGACCCTCAGTACTTCTCAACGAGCTCGACCTGCTCGGTGAGGCTGCCGCTACT
CAGCTGGCCCCGAACATCTCCAACCTCCGGTGCCATGCAGACCTACTTCCGCTGGGGAGATACTCCCCGGTG
ATAACCTCGCGTATGATGCCGATTTGAGCGCCTGGACTGAGTACATCCCGTACCCTTCCGTCTTAACCTA
CCATGACGTAGGTACTTGTCCATGATGCCGAAGGAGATGGGCAGTGTGTTGATAATGCTGCCCGTGTG
TATGGTGTGCGGGGACTGCGTGTCAATTGATGGTTCTATTCCCTCCTACGCAAATGTCGTCCCATGTCATGA
CGGTGTTCTATGCCATGGCTTTGAAAATTTCCGGATGCTATCTTGGAAGATTATGCTTCCATGCAG**TGA**

N-HIS,T7-GO2-HIS

*Bam*H1 (GGATCC)

*Xho*I (CTCGAG)

5` TCGCGGATCCCTGCCACACTACATCAGGAGCA

5` GGTGCTCGAGCTGCATGGAAGCATAATCTTCCA

N-HIS,T7-GO2

*Bam*H1 (GGATCC)

*Xho*I (CTCGAG)

5` TCGCGGATCCCTGCCACACTACATCAGGAGCA

5` GGTGCTCGAGTCACTGCATGGAAGCATAATCTTCC

N-HIS-GO2

*Nde*I (CATATG)

*Xho*I (CTCGAG)

5` TATGCATATGCTGCCACACTACATCAGGAGCA

5` GGTGCTCGAGTCACTGCATGGAAGCATAATCTTCC

Amplifikace genu GO2 z gDNA *Aspergillus niger*

Materiál:

Elizyme HS ROBUST MIX RED (Elisabeth Pharmacon)

Primery (viz. příložený Datasheet):

N-HIS,T7-GO2-HIS (T7-GO2-HIS_FW/GO2-HIS_REV)

N-HIS,T7-GO2 (T7-GO2-HIS_FW/GO2_REV)

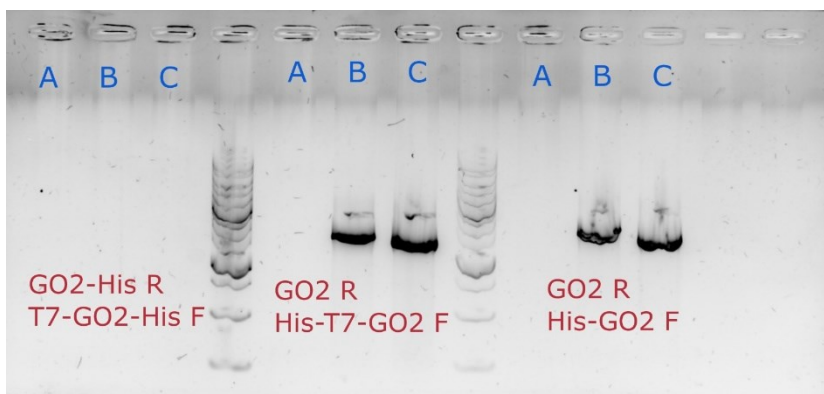
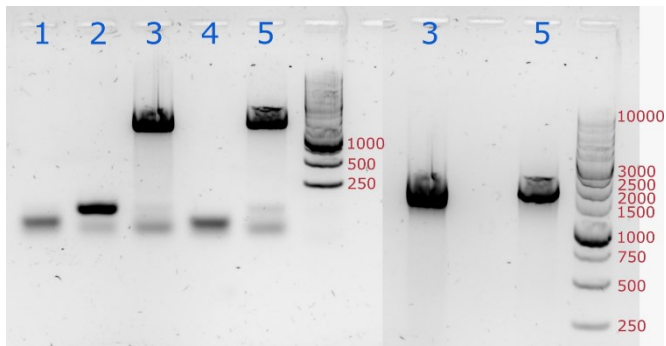
N-HIS-GO2 (HIS-GO2_FW/GO2_REV)

Složení PCR reakční směsi (50 ul)

HS ROBUST MIX RED	25.0 ul
FW primer (10 uM)	2.0 ul
REV primer (10 uM)	2.0 ul
PCR voda	16.0 ul
gDNA	5.0 ul

Teplotní protokol:

95°C	2:30	1 x
95°C	10s	
60°C	20s	40 x
72°C	50s	
72°C	5 min	1 x



Přečištění PCR produktu

Materiál: Monarch® PCR & DNA Cleanup Kit (5 µg) (https://international.neb.com/-/media/nebus/files/protocols/t1030_quick_protocol_card_monarch_pcrdna_cleanup.pdf?rev=a562d8f1f21741b0ac6d59ea9020cef3&hash=E4845F80E8B2BE925A09DAD6562A41EC)

Restrikční analýza

Materiál:

Restriktázy

NdeI (<https://international.neb.com/products/r0111-ndei#Product%20Information>)

XhoI (<https://international.neb.com/products/r0146-xhoi#Product%20Information>)

BamHI-HF (<https://international.neb.com/products/r3136-bamhi-hf#Product%20Information>)

Vektor pET28a

Složení směsi RA (50 ul)

CutSmart buffer (10x)	5.0 ul
PCR produkt/vektor	15 ul
PCR voda	28 ul
NcoI-HF/ BamHI-HF	1.0 ul (10U)
XhoI	1.0 ul (10U)

Teplotní protokol: Inkubace při 37°C po dobu 3 hodin

Izolace naštěpeného PCR produktu a plasmidu z agarózového gelu

Materiál: Monarch® DNA Gel Extraction Kit (https://international.neb.com/-/media/nebus/files/protocols/t1020_quick_protocol_card_monarch_dna_gel_extraction.pdf?rev=09308c01500f43c6a8589b01845765d9&hash=0FD4350A9DE2AEAC84913DB2A00140AF)

Ligace PCR produktu do vektoru pET28a

Materiál: Instant Sticky-end Ligase Master Mix

(<https://international.neb.com/protocols/2012/08/27/protocol-transfer-master-mix-to-ice-prior-to-reaction-set-up-mix-tube-by-finger-flicking-before-u>)

Protokol:

1. Transfer master mix to ice prior to reaction set up. Mix tube by finger flicking before use.
2. Combine 100 ng of vector pET28a with a 3-fold molar excess of insert and adjust volume to 5 µl with dH₂O.
3. Add 5 µl of Instant Sticky-end Ligase Master Mix, mix thoroughly by pipetting up and down 7-10 times, and place on ice. The sample is now ready to be used for transformation.

Transformace vektoru po ligaci do NEB 5-alpha E. coli

Materiál:

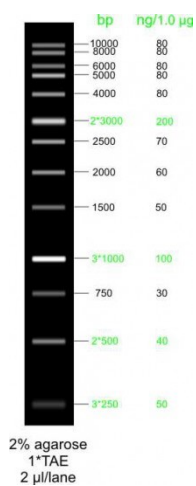

NEB 5-alpha Competent E. coli (High Efficiency) (<https://international.neb.com/products/c2987-neb-5-alpha-competent-e-coli-high-efficiency#Product%20Information>)

Protokol:

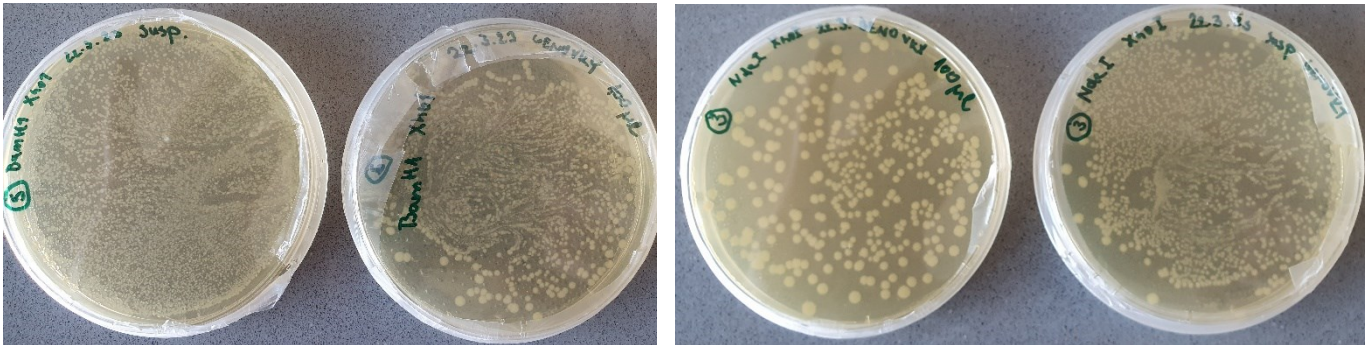
1. Thaw a tube of NEB 5-alpha Competent E. coli cells on ice for 10 minutes.
2. Add 2 μ l of plasmid DNA to the cell mixture. Carefully flick the tube 4-5 times to mix cells and DNA. Do not vortex.
3. Place the mixture on ice for 30 minutes. Do not mix.
4. Heat shock at exactly 42°C for exactly 30 seconds. Do not mix.
5. Place on ice for 5 minutes. Do not mix.
6. Pipette 950 μ l of room temperature SOC into the mixture.
7. Place at 37°C for 60 minutes. Shake vigorously (250 rpm) or rotate.
8. Warm selection plates to 37°C.
9. Spread 50-100 μ l of each dilution onto a selection plate and incubate overnight at 37°C.

Gel z kolony-PCR po transformaci do *E. coli* HB101 (Promega, USA)

- amplifikace provedena s primery T7FW a T7Rev



Misky po transformaci vybraných plasmidů pET28 (A, B) do expresních buněk *E. coli* Rosetta (DE3) (ThermoScientific, USA)



N-HIS,T7-GO2, *Bam*H1 (klon A)

N-HIS-GO2, *Nde*I (klon B)

Výsledek sekvenace klonu N-HIS,T7-GO2 (k sekvenaci použit T7 promotor primer)

```
AATAATTTTGTTTAACTTTAAGAAGGAGATATACCATGGGCAGCAGCCATCATCATCATCACAGCAGCGGC
CTGGTGCCGCGCGGCAGCCATATGGCTAGCATGACTGGTGGACAGCAAATGGGTGCGGATCCCTGCCACAC
TACATCAGGAGCAATGGCATTGAAGCCAGCCTCCTGACTGATCCCAAGGATGTCTCCGGCCGCACGGTCTGACT
ACATCATCGCTGGTGGAGGTCTGACTGGACTCACCACCGCTGCTCGTCTGACGGAGAACCCCAACATCAGTGT
GCTCGTCATCGAAAAGTGGCTCCTACGAGTCGGACAGAGGTCCTATCATTGAGGACCTGAACGCCTACGGCGAC
ATCTTTGGCAGCAGTGTAGACCACGCCTACGAGACCGTGGAGCTCGCTACCAACAATCAAACCGCGCTGATCC
GCTCCGAAATGGTCTCGGTGGCTCTACTCTAGTGAATGGTGGCACCTGGACTCGCCCCACAAGGCACAGGT
TGACTCTTGGGAGACTGTCTTTGAAATGAGGGCTGGAAGTGGGACAATGTGGCCGCCTACTCCCTCCAGGCT
GAGCGTGCTCGCGACCAAATGCCAAACAGATCGTGTCTGGCCACTACTTCAACGCATCCTGCCATGGTGTTA
ATGGTACTGTCCATGCCGGACCCCGCAGACCCGGCGATGACTATTCTCCCATCGTCAAGGCTCTCATGAGCGCT
GTCGAAGACCGGGGTGTTCCACCAAGAAAGACTTCGGATGCGGTGACCCCATGGTGTGTCCATGTTCCCA
ACACCTTGACGAAGACCAAGTGCCTCCGATGCCGCTCGCGAATGGTACTTCCCAACTACCAACGTCCCAAC
CTGCAAGTCTGACCGGACAGTATGTTGGTAAGGTGCTCCTTAGCCAGAACGGCACCACCCCTCGTGCCGTTG
GCGTGGAAATTCGGCACCCACAAGGGCAACCCACAACGTTTACGCTAAGCACGAGGTCCT
```

Výsledek sekvenace klonu N-HIS-GO2 (k sekvenaci použit T7 promotor primer)

```
ATTTTGTTTAACTTTAAGAAGGAGATATACCATGGGCAGCAGCCATCATCATCATCACAGCAGCGGCCTGG
TGCCGCGCGGCAGCCATATGCTGCCACACTACATCAGGAGCAATGGCATTGAAGCCAGCCTCCTGACTGATCC
CAAGGATGTCTCCGGCCGCACGGTCTGACTACATCATCGCTGGTGGAGGTCTGACTGGACTCACCACCGCTGCT
CGTCTGACGGAGAACCCCAACATCAGTGTCTCGTCATCGAAAAGTGGCTCCTACGAGTCGGACAGAGGTCCTA
TCATTGAGGACCTGAACGCCTACGGCGACATCTTTGGCAGCAGTGTAGACCACGCCTACGAGACCGTGGAGCT
CGCTACCAACAATCAAACCGCGCTGATCCGCTCCGAAATGGTCTCGGTGGCTCTACTCTAGTGAATGGTGGC
ACCTGGACTCGCCCCACAAGGCACAGGTTGACTCTTGGGAGACTGTCTTTGAAATGAGGGCTGGAAGTGG
GACAATGTGGCCGCCTACTCCCTCCAGGCTGAGCGTGCTCGCGACCAAATGCCAAACAGATCGCTGCTGGCC
ACTACTTCAACGCATCCTGCCATGGTGTAAATGGTACTGTCCATGCCGGACCCCGCAGACCCGGCGATGACTAT
TCTCCCATCGTCAAGGCTCTCATGAGCGCTGTGCAAGACCGGGGTGTTCCACCAAGAAAGACTTCGGATGCG
GTGACCCCATGGTGTGTCCATGTTCCCAACACCTTGACGAAGACCAAGTGCCTCCGATGCCGCTCGCGA
```

ATGGCTACTTCCCAACTACCAACGTCCCAACCTGCAAGTCCTGACCGGACAGTATGTTGGTAAGGTGCTCCTTA
GCCAGAACGGCACCACCCCTCGTGCCGTTGGCGTGGAATTCGGCACCCACAAGGGCAACACCCACAACGTT