

E7441: Scientific computing in biology and biomedicine

Introduction to parallel computing

Vlad Popovici, Ph.D.

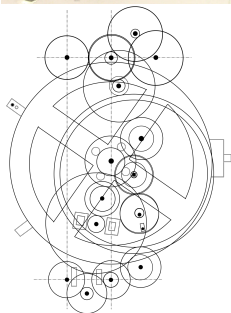
Fac. of Science - RECETOX

Outline

- 1 A historical perspective
- 2 Why parallel computing?
- 3 Principles of parallel computing
 - Introduction
 - Programming models
 - Implementations


- "I think there is a world market for maybe five computers." (Thomas Watson, chairman of IBM, 1943)
- "There is no reason for any individual to have a computer in their home." (Ken Olson, founder Digital Equipment Corporation, 1977)
- "640K of memory ought to be enough for anybody." Bill Gates, chairman of Microsoft, 1981

- ~ 2500 BC: Babylon - the first abacus
- ~ 100 BC: Antikythera device - believed to be the first mechanical computer
- first half of the 19th century: Charles Babbage's differential machine (to tabulate polynomials) and analytical machine (only design)
- 1941: Z3 computer by Konrad Zuse: first programmable, fully automatic computing machine




source: Wikipedia

~ 1840 Charles Babbage produces the differential machine, a mechanical computer.




source: Wikipedia

1941: Z3 computer: electro-mechanical computer, ~ 2000 relays, 22-bit words, operating at 5-10 Hz.




source: *Wikipedia*

1946: ENIAC - Electronic Numerical Integrator And Computer used initially by US Army to compute tables for artillery. Uses vacuum tubes as switches.



source: Wikipedia

1976: Cray-1 - the first successful supercomputer



...fast forward: Tianhe-2 (top supercomputer as Nov. 2013): 33.86 PFlop/s, 3,120,000 cores; 1,024,000 GB, CPU: Intel Xeon



Software and hardware

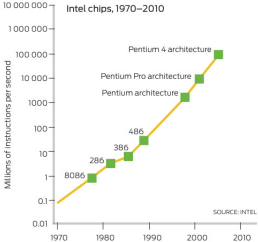
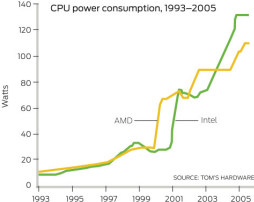
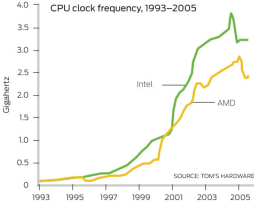
Software crises:

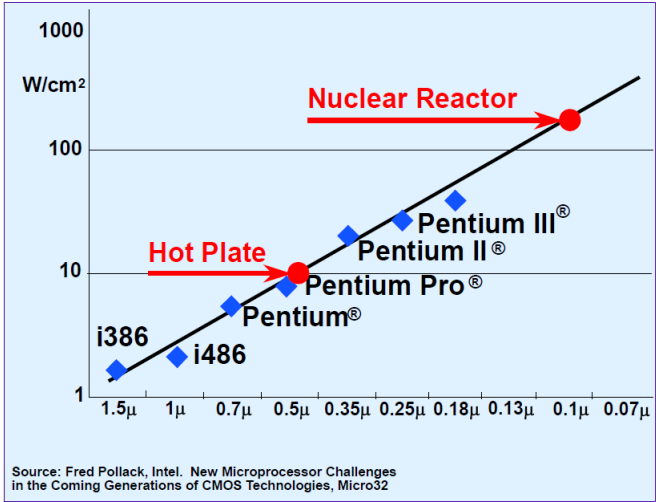
- '60s-'70s: assembly language difficult to use for large complex problems → Fortran, C: provide abstraction and portability for uniprocessors
- '80s-'90s: problems in maintaining complex systems → object-oriented programming (C++, Java)
- ~ 2000s: sequential performance lags behind Moore's law → programmers are oblivious to hardware better compilers, higher level languages, virtual machines

- **parallel computing**: using multiple execution units concurrently to solve a problem
- examples:
 - ▶ **multi-core** processors: several processors (cores) in a chip
 - ▶ **shared memory processors (SMP)**: several processors interconnected through a shared memory
 - ▶ **cluster computer**: several computers interconnected through high-speed network

Issues with the traditional model: power density

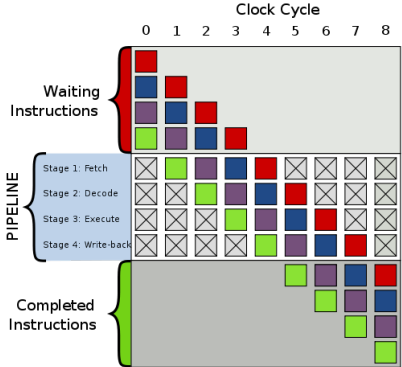
(Ross: Why CPU Frequency Stalled, IEEE Spectrum Magazine, 2008)





Issues cont'd: gains from implicit parallelism tapped out

Example: instruction-level parallelism. Machine instruction: decomposed into 4-stages: fetch, decode, execute and write-back



Issues cont'd

Other issues:

- increase in production costs (decrease in "chip yield")
- increase in amount of data to be processed

Solution: explicit parallelism

- multi-core
- multi-processor
- multi-machine

Principles

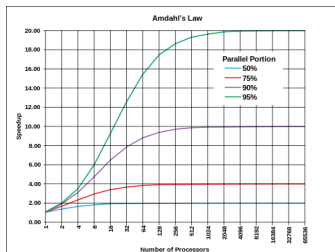
- identifying parallelism
- granularity: more smaller or fewer larger tasks?
- locality: data and instruction location
- load balance: aim: no lost CPU cycles
- synchronization
- overhead

Identifying parallelism

Amdahl's law:

$$S_n = \frac{T_1}{T_n} \leq \frac{1}{\alpha + (1 - \alpha)/n} \leq \frac{1}{\alpha}$$

where α is the fraction of the program that is strictly sequential, T_i is the execution time on i processors and S_i is the **speed-up** obtained by using i processors instead of 1.

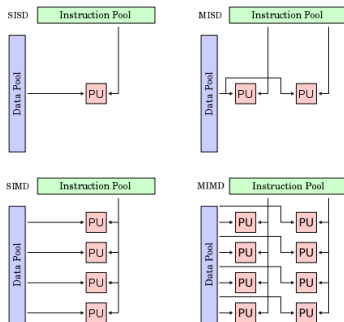


Identifying parallelism

- *implicit parallelism*
 - ▶ hardware level: superscalar processors, multi-core, cluster computing
 - ▶ compiler level: parallelizing compilers
- *explicit parallelism*
 - ▶ programming language level
 - ▶ library level

Processing architectures

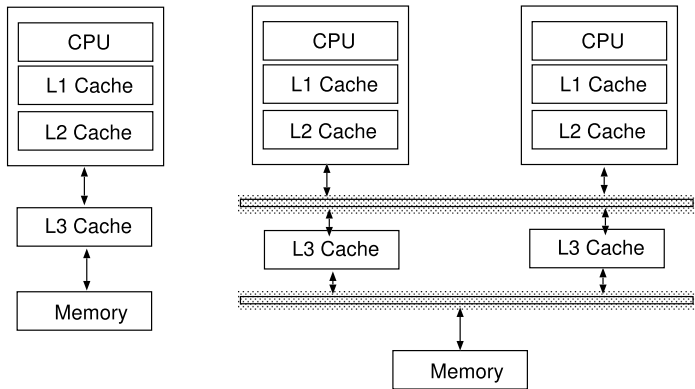
Flynn's taxonomy ("old way"): Single/Multiple Instruction \times Single/Multiple Data



Source: Wikipedia

Examples: SISD: mainframes; SIMD: GPUs; MISD: fault tolerant systems; MIMD: most computers nowadays

Locality: a box in a box in a box...



Computing topologies

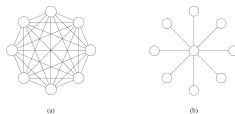


Figure 2.14 (a) A completely-connected network of eight nodes; (b) a Star connected network of nine nodes.

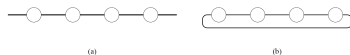


Figure 2.15 Linear arrays: (a) with no wraparound links; (b) with wraparound link.

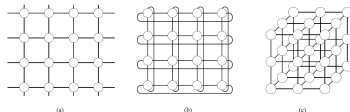
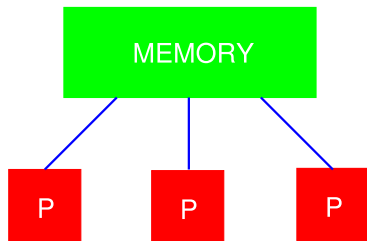


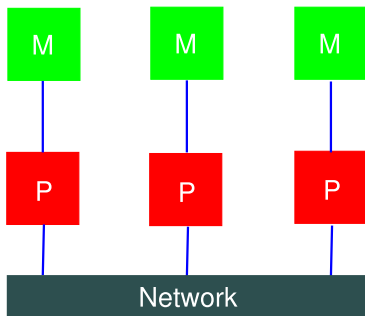
Figure 2.16 Two and three dimensional meshes: (a) 2-D mesh with no wraparound; (b) 2-D mesh with wraparound link (2-D torus); and (c) a 3-D mesh with no wraparound.

Source: Grama - Introduction to Parallel Computing

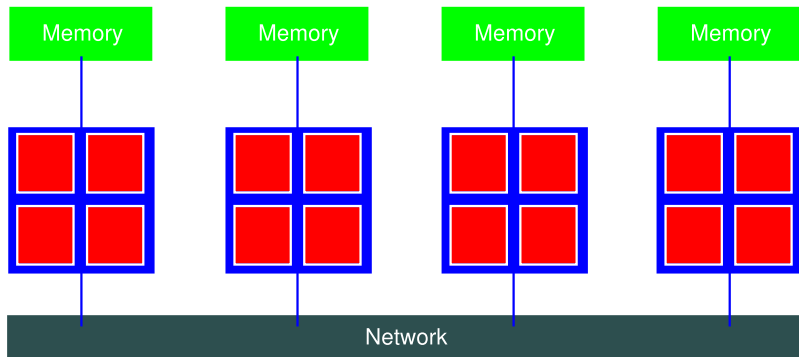
Shared memory: multicore or multi-CPU machines



Distributed memory: clusters with single CPU nodes

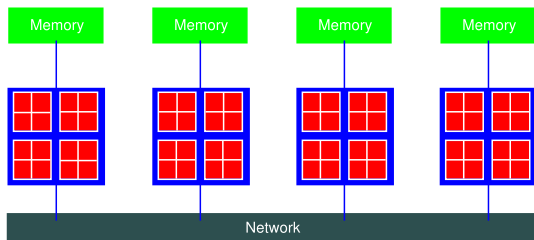


Hybrid systems



- a limited number of CPUs have access to a pooled memory
- using more CPUs implies communication over network through *message-passing*

Hybrid systems with multicore CPUs



- extension of the hybrid model
- communication becomes increasingly complex
- many levels in the memory hierarchy: cache(s), local main memory, other node's memory, etc
- you can add accelerators: e.g, GPUs
- requires a new programming model, and different communication protocols

Load balancing

- aim: distribute evenly the *load* (work) on all available resources...
- ...and thus minimize the time a resource is idle
- causes of imbalanced load:
 - ▶ insufficient paralelism
 - ▶ unequal task size (poor design?)

Types of parallelism

- *data parallelism*: each processor performs the same task on different data (h/w: SIMD, MIMD)
- *task parallelism*: each processor performs a different task on the same data (h/w: MISD, MIMD)
- usually, both types of parallelism are present

Example: re-annotation of a microarray chip

(embarrassingly parallel problem)

Problem: map (BLAST) each probe from a microarray against the latest version of the human genome (RefSeq).

Naive implementation on 2 CPUs:

```
program :  
...  
if CPU == 'CPU1' then  
  idx = 1, ..., Np/2  
elseif CPU == 'CPU2' then  
  idx = Np/2 + 1, ..., N  
endif
```

```
BLAST(Probes[idx])  
...
```

```
program :  
...  
idx = 1, ..., Np/2  
BLAST(Probes[idx])  
...
```

```
program :  
...  
idx = Np/2 + 1, ..., N  
BLAST(Probes[idx])  
...
```

Better ways of distributing the data exists for this problem! Ex: distribute also the RefSeq...

Problem decomposition

- split the computations into concurrent tasks
- build the task-dependency graph
- there is no one-size-fits-all technique
- some methods: *recursive decomposition*, *data-decomposition*, *exploratory decomposition* and *speculative decomposition*

Recursive decomposition: example

Problem: find the minimum of a vector

```
proc serial_min(A, n)
  min = A[1]
  for i = 2 to n do
    if A[i] < min
      then min = A[i]
    end for
  return min
end serial_min
```

```
proc rec_min(A, i, j)
  if i == j
    then min = A[i]
  else
    lmin = rec_min(A, i, j/2)
    rmin = rec_min(A, j/2+1, j)
    if lmin < rmin
      then min = lmin
    else min = rmin
    end if
  end if
  return min
end rec_min
```

Data decomposition: example

Matrix multiplication: $\mathbf{A} \cdot \mathbf{B} = \mathbf{C}$. Write it as

$$\begin{bmatrix} \mathbf{A}_{11} & \mathbf{A}_{12} \\ \mathbf{A}_{21} & \mathbf{A}_{22} \end{bmatrix} \cdot \begin{bmatrix} \mathbf{B}_{11} & \mathbf{B}_{12} \\ \mathbf{B}_{21} & \mathbf{B}_{22} \end{bmatrix} = \begin{bmatrix} \mathbf{C}_{11} & \mathbf{C}_{12} \\ \mathbf{C}_{21} & \mathbf{C}_{22} \end{bmatrix}$$

and distribute the four tasks:

$$\text{Task 1: } \mathbf{C}_{11} = \mathbf{A}_{11}\mathbf{B}_{11} + \mathbf{A}_{12}\mathbf{B}_{21}$$

$$\text{Task 2: } \mathbf{C}_{12} = \mathbf{A}_{11}\mathbf{B}_{12} + \mathbf{A}_{12}\mathbf{B}_{22}$$

$$\text{Task 3: } \mathbf{C}_{21} = \mathbf{A}_{21}\mathbf{B}_{11} + \mathbf{A}_{22}\mathbf{B}_{21}$$

$$\text{Task 4: } \mathbf{C}_{22} = \mathbf{A}_{21}\mathbf{B}_{12} + \mathbf{A}_{22}\mathbf{B}_{22}$$

Other decompositions

- *exploratory decomposition*: decompose the search space for the solution and search for a solution in each subspace; then choose among the solutions
- *speculative decomposition*: launch alternative computation branches in parallel while waiting for input for deciding which branch to use
- hybrid decompositions

Mapping techniques

- problem decomposition → tasks
- the tasks need to be allocated (mapped) to processors/processes
- objective: minimize the execution time
- *overheads*: time spent for everything else but actually solving the problem:
 - ▶ inter-process interaction - synchronization and control
 - ▶ time spent being idle - poor load balancing
- reduce the process inter-dependencies and communication: e.g. maximize data locality
- improve load balancing
- reduce blocking operations

Implementations on multithread/multicore machines

- POSIX threads (*pthread*s): OS-level parallelism.
 - ▶ threads: lightweight processes
 - ▶ the same program runs on single- or multi-core machines
 - ▶ OS has the responsibility of mapping the threads
 - ▶ needs low-level programming, dedicated library
- *OpenMP*: built on top of pthreads for SIMD-kind of parallelism
 - ▶ implemented through compiler directives
 - ▶ easier to use than pthreads
 - ▶ performance depends on compiler's 'intelligence'

OpenMP: how does it look like? ($\sum_i a_i b_i$)

```
double a[N];
double sum = 0.0;
int i, n, tid;

#pragma omp parallel shared(a) private(i)
{
    tid = omp_get_thread_num();

    /* Only one of the threads do this */
#pragma omp single
    {
        n = omp_get_num_threads(); printf("Number_of_threads=%d\n", n);
    }
    /* Initialize a */
#pragma omp for
    for (i=0; i < N; i++) {
        a[i] = 1.0;
    }

    /* Parallel for loop computing the sum of a[i] */
#pragma omp for reduction(+:sum)
    for (i=0; i < N; i++) {
        sum = sum + (a[i]);
    }

} /* End of parallel region */
```

Implementations on distributed-memory systems

- *MPI: Message Passing Interface*

- ▶ de facto standard for distributed memory programming (clusters)
- ▶ data must be manually decomposed
- ▶ use special libraries
- ▶ based on *sending* and *receiving* messages: data and synchronization

- *PVM: Parallel Virtual Machine*

- ▶ previous library for cluster programming
- ▶ based on message-passing principle
- ▶ supplanted by MPI

MPI: how does it look like?

```
#include <mpi.h>
int main(int argc, char *argv[])
{
    int numprocs, myid;

    MPI_Init(&argc,&argv);
    MPI_Comm_size(MPI_COMM_WORLD,&numprocs);
    MPI_Comm_rank(MPI_COMM_WORLD,&myid);

    /* print out my rank and this run's PE size */
    printf("Hello from %d of %d\n", myid, numprocs);

    MPI_Finalize();
}
```

Implementations in R

- parallelism came as an after thought
- target: massive data applications
- tries to bring to R some of the libraries existing to other languages
- *snow*: for traditional clusters, supports PVM, MPI,...; is portable (UNIX, Windows)
- *multicore*: targets multi-core/-CPU machines; simple; does not run on Windows; does not handle parallel RNGs
- *parallel*: snow+multicore in new R (≥ 2.14); strange interactions with OS
- *R+Hadoop*: based on Hadoop cluster
- *RHIPE*: based on Hadoop, targets map-reduce operations
- *Segue*: APPLY-like calculations on Hadoop clusters, using Amazon's Elastic MapReduce

Questions?