

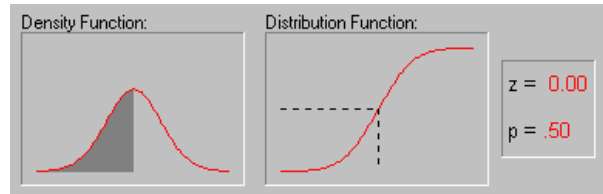
## Distribution Tables

Compared to probability calculators (e.g., the one included in *STATISTICA*), the traditional format of distribution tables such as those presented below, has the advantage of showing many values simultaneously and, thus, enables the user to examine and quickly explore ranges of probabilities.

- [Z Table](#)
- [t Table](#)
- [Chi-Square Table](#)
- [F Tables for:](#)
  - [alpha=.10](#)
  - [alpha=.025](#)
  - [alpha=.05](#)
  - [alpha=.01](#)

Note that all table values were calculated using the distribution facilities in *STATISTICA BASIC*, and they were verified against other published tables.

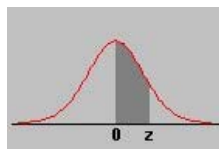
### Standard Normal (Z) Table



The Standard Normal distribution is used in various hypothesis tests including tests on single means, the difference between two means, and tests on proportions. The Standard Normal distribution has a mean of 0 and a standard deviation of 1. The animation above shows various (left) tail areas for this distribution. For more information on the Normal Distribution as it is used in statistical testing, see the chapter on [Elementary Concepts](#). See also, the [Normal Distribution](#).

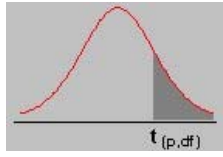
As shown in the illustration below, the values inside the given table represent the areas under the standard normal curve for values between 0 and the relative z-score. For example, to determine the area under the curve between 0 and 2.36, look in the intersecting cell for the row labeled 2.30 and the column labeled 0.06. The area under the curve is .4909. To determine the area between 0 and a negative value, look in the intersecting cell of the row and column which sums to the absolute value of the number in question. For example, the area under the curve between -1.3 and 0 is equal to the area under the curve between 1.3 and 0, so look at the cell on the 1.3 row and the 0.00 column (the area is 0.4032).

**Area between 0 and z**



	0.00	0.01	0.02	0.03	0.04	0.05	0.06	0.07	0.08	0.09
<b>0.0</b>	0.0000	0.0040	0.0080	0.0120	0.0160	0.0199	0.0239	0.0279	0.0319	0.0359
<b>0.1</b>	0.0398	0.0438	0.0478	0.0517	0.0557	0.0596	0.0636	0.0675	0.0714	0.0753
<b>0.2</b>	0.0793	0.0832	0.0871	0.0910	0.0948	0.0987	0.1026	0.1064	0.1103	0.1141
<b>0.3</b>	0.1179	0.1217	0.1255	0.1293	0.1331	0.1368	0.1406	0.1443	0.1480	0.1517
<b>0.4</b>	0.1554	0.1591	0.1628	0.1664	0.1700	0.1736	0.1772	0.1808	0.1844	0.1879
<b>0.5</b>	0.1915	0.1950	0.1985	0.2019	0.2054	0.2088	0.2123	0.2157	0.2190	0.2224
<b>0.6</b>	0.2257	0.2291	0.2324	0.2357	0.2389	0.2422	0.2454	0.2486	0.2517	0.2549
<b>0.7</b>	0.2580	0.2611	0.2642	0.2673	0.2704	0.2734	0.2764	0.2794	0.2823	0.2852
<b>0.8</b>	0.2881	0.2910	0.2939	0.2967	0.2995	0.3023	0.3051	0.3078	0.3106	0.3133
<b>0.9</b>	0.3159	0.3186	0.3212	0.3238	0.3264	0.3289	0.3315	0.3340	0.3365	0.3389
<b>1.0</b>	0.3413	0.3438	0.3461	0.3485	0.3508	0.3531	0.3554	0.3577	0.3599	0.3621
<b>1.1</b>	0.3643	0.3665	0.3686	0.3708	0.3729	0.3749	0.3770	0.3790	0.3810	0.3830
<b>1.2</b>	0.3849	0.3869	0.3888	0.3907	0.3925	0.3944	0.3962	0.3980	0.3997	0.4015
<b>1.3</b>	0.4032	0.4049	0.4066	0.4082	0.4099	0.4115	0.4131	0.4147	0.4162	0.4177
<b>1.4</b>	0.4192	0.4207	0.4222	0.4236	0.4251	0.4265	0.4279	0.4292	0.4306	0.4319
<b>1.5</b>	0.4332	0.4345	0.4357	0.4370	0.4382	0.4394	0.4406	0.4418	0.4429	0.4441
<b>1.6</b>	0.4452	0.4463	0.4474	0.4484	0.4495	0.4505	0.4515	0.4525	0.4535	0.4545
<b>1.7</b>	0.4554	0.4564	0.4573	0.4582	0.4591	0.4599	0.4608	0.4616	0.4625	0.4633
<b>1.8</b>	0.4641	0.4649	0.4656	0.4664	0.4671	0.4678	0.4686	0.4693	0.4699	0.4706
<b>1.9</b>	0.4713	0.4719	0.4726	0.4732	0.4738	0.4744	0.4750	0.4756	0.4761	0.4767
<b>2.0</b>	0.4772	0.4778	0.4783	0.4788	0.4793	0.4798	0.4803	0.4808	0.4812	0.4817
<b>2.1</b>	0.4821	0.4826	0.4830	0.4834	0.4838	0.4842	0.4846	0.4850	0.4854	0.4857
<b>2.2</b>	0.4861	0.4864	0.4868	0.4871	0.4875	0.4878	0.4881	0.4884	0.4887	0.4890
<b>2.3</b>	0.4893	0.4896	0.4898	0.4901	0.4904	0.4906	0.4909	0.4911	0.4913	0.4916
<b>2.4</b>	0.4918	0.4920	0.4922	0.4925	0.4927	0.4929	0.4931	0.4932	0.4934	0.4936
<b>2.5</b>	0.4938	0.4940	0.4941	0.4943	0.4945	0.4946	0.4948	0.4949	0.4951	0.4952
<b>2.6</b>	0.4953	0.4955	0.4956	0.4957	0.4959	0.4960	0.4961	0.4962	0.4963	0.4964
<b>2.7</b>	0.4965	0.4966	0.4967	0.4968	0.4969	0.4970	0.4971	0.4972	0.4973	0.4974
<b>2.8</b>	0.4974	0.4975	0.4976	0.4977	0.4977	0.4978	0.4979	0.4979	0.4980	0.4981
<b>2.9</b>	0.4981	0.4982	0.4982	0.4983	0.4984	0.4984	0.4985	0.4985	0.4986	0.4986
<b>3.0</b>	0.4987	0.4987	0.4987	0.4988	0.4988	0.4989	0.4989	0.4989	0.4990	0.4990

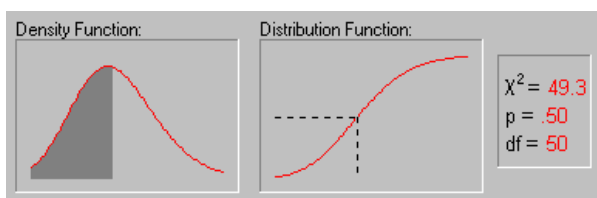
t table with right tail probabilities



df\p	0.40	0.25	0.10	0.05	0.025	0.01	0.005	0.0005
1	0.324920	1.000000	3.077684	6.313752	12.70620	31.82052	63.65674	636.6192
2	0.288675	0.816497	1.885618	2.919986	4.30265	6.96456	9.92484	31.5991
3	0.276671	0.764892	1.637744	2.353363	3.18245	4.54070	5.84091	12.9240
4	0.270722	0.740697	1.533206	2.131847	2.77645	3.74695	4.60409	8.6103
5	0.267181	0.726687	1.475884	2.015048	2.57058	3.36493	4.03214	6.8688
6	0.264835	0.717558	1.439756	1.943180	2.44691	3.14267	3.70743	5.9588
7	0.263167	0.711142	1.414924	1.894579	2.36462	2.99795	3.49948	5.4079
8	0.261921	0.706387	1.396815	1.859548	2.30600	2.89646	3.35539	5.0413
9	0.260955	0.702722	1.383029	1.833113	2.26216	2.82144	3.24984	4.7809
10	0.260185	0.699812	1.372184	1.812461	2.22814	2.76377	3.16927	4.5869
11	0.259556	0.697445	1.363430	1.795885	2.20099	2.71808	3.10581	4.4370
12	0.259033	0.695483	1.356217	1.782288	2.17881	2.68100	3.05454	4.3178
13	0.258591	0.693829	1.350171	1.770933	2.16037	2.65031	3.01228	4.2208
14	0.258213	0.692417	1.345030	1.761310	2.14479	2.62449	2.97684	4.1405
15	0.257885	0.691197	1.340606	1.753050	2.13145	2.60248	2.94671	4.0728
16	0.257599	0.690132	1.336757	1.745884	2.11991	2.58349	2.92078	4.0150
17	0.257347	0.689195	1.333379	1.739607	2.10982	2.56693	2.89823	3.9651
18	0.257123	0.688364	1.330391	1.734064	2.10092	2.55238	2.87844	3.9216
19	0.256923	0.687621	1.327728	1.729133	2.09302	2.53948	2.86093	3.8834
20	0.256743	0.686954	1.325341	1.724718	2.08596	2.52798	2.84534	3.8495
21	0.256580	0.686352	1.323188	1.720743	2.07961	2.51765	2.83136	3.8193
22	0.256432	0.685805	1.321237	1.717144	2.07387	2.50832	2.81876	3.7921
23	0.256297	0.685306	1.319460	1.713872	2.06866	2.49987	2.80734	3.7676
24	0.256173	0.684850	1.317836	1.710882	2.06390	2.49216	2.79694	3.7454
25	0.256060	0.684430	1.316345	1.708141	2.05954	2.48511	2.78744	3.7251
26	0.255955	0.684043	1.314972	1.705618	2.05553	2.47863	2.77871	3.7066
27	0.255858	0.683685	1.313703	1.703288	2.05183	2.47266	2.77068	3.6896
28	0.255768	0.683353	1.312527	1.701131	2.04841	2.46714	2.76326	3.6739
29	0.255684	0.683044	1.311434	1.699127	2.04523	2.46202	2.75639	3.6594
30	0.255605	0.682756	1.310415	1.697261	2.04227	2.45726	2.75000	3.6460
inf	0.253347	0.674490	1.281552	1.644854	1.95996	2.32635	2.57583	3.2905

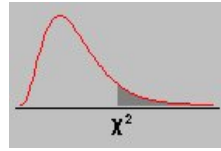
[To index](#)

## Chi-Square Table



Like the Student's *t*-Distribution, the *Chi-square* distribution's shape is determined by its degrees of freedom. The animation above shows the shape of the *Chi-square* distribution as the degrees of freedom increase (1, 2, 5, 10, 25 and 50). For examples of tests of hypothesis which use the *Chi-square* distribution, see [Statistics in crosstabulation tables](#) in the [Basic Statistics and Tables](#) chapter as well as the [Nonlinear Estimation](#) chapter. See also, [Chi-square Distribution](#). As shown in the illustration below, the values inside this table are critical values of the Chi-square distribution with the corresponding degrees of freedom. To determine the value from a Chi-square distribution (with a specific degree of freedom) which has a given area above it, go to the given area column and the desired degree of freedom row. For example, the .25 critical value for a Chi-square with 4 degrees of freedom is 5.38527. This means that the area to the right of 5.38527 in a Chi-square distribution with 4 degrees of freedom is .25.

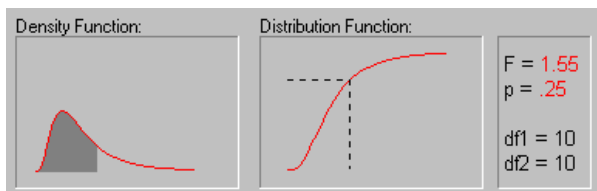
Right tail areas for the *Chi-square* Distribution



df\area	.995	.990	.975	.950	.900	.750	.500	.250	.100	.050	.025	.010	.005
1	0.00004	0.00016	0.00098	0.00393	0.01579	0.10153	0.45494	1.32330	2.70554	3.84146	5.02389	6.63490	7.87944
2	0.01003	0.02010	0.05064	0.10259	0.21072	0.57536	1.38629	2.77259	4.60517	5.99146	7.37776	9.21034	10.59663
3	0.07172	0.11483	0.21580	0.35185	0.58437	1.21253	2.36597	4.10834	6.25139	7.81473	9.34840	11.34487	12.83816
4	0.20699	0.29711	0.48442	0.71072	1.06362	1.92256	3.35669	5.38527	7.77944	9.48773	11.14329	13.27670	14.86026
5	0.41174	0.55430	0.83121	1.14548	1.61031	2.67460	4.35146	6.62568	9.23636	11.07050	12.83250	15.08627	16.74960
6	0.67573	0.87209	1.23734	1.63538	2.20413	3.45460	5.34812	7.84080	10.64464	12.59159	14.44938	16.81189	18.54758
7	0.98926	1.23904	1.68987	2.16735	2.83311	4.25485	6.34581	9.03715	12.01704	14.06714	16.01276	18.47531	20.27774
8	1.34441	1.64650	2.17973	2.73264	3.48954	5.07064	7.34412	10.21885	13.36157	15.50731	17.53455	20.09024	21.95495
9	1.73493	2.08790	2.70039	3.32511	4.16816	5.89883	8.34283	11.38875	14.68366	16.91898	19.02277	21.66599	23.58935
10	2.15586	2.55821	3.24697	3.94030	4.86518	6.73720	9.34182	12.54886	15.98718	18.30704	20.48318	23.20925	25.18818
11	2.60322	3.05348	3.81575	4.57481	5.57778	7.58414	10.34100	13.70069	17.27501	19.67514	21.92005	24.72497	26.75685
12	3.07382	3.57057	4.40379	5.22603	6.30380	8.43842	11.34032	14.84540	18.54935	21.02607	23.33666	26.21697	28.29952
13	3.56503	4.10692	5.00875	5.89186	7.04150	9.29907	12.33976	15.98391	19.81193	22.36203	24.73560	27.68825	29.81947
14	4.07467	4.66043	5.62873	6.57063	7.78953	10.16531	13.33927	17.11693	21.06414	23.68479	26.11895	29.14124	31.31935
15	4.60092	5.22935	6.26214	7.26094	8.54676	11.03654	14.33886	18.24509	22.30713	24.99579	27.48839	30.57791	32.80132
16	5.14221	5.81221	6.90766	7.96165	9.31224	11.91222	15.33850	19.36886	23.54183	26.29623	28.84535	31.99993	34.26719
17	5.69722	6.40776	7.56419	8.67176	10.08519	12.79193	16.33818	20.48868	24.76904	27.58711	30.19101	33.40866	35.71847
18	6.26480	7.01491	8.23075	9.39046	10.86494	13.67529	17.33790	21.60489	25.98942	28.86930	31.52638	34.80531	37.15645
19	6.84397	7.63273	8.90652	10.11701	11.65091	14.56200	18.33765	22.71781	27.20357	30.14353	32.85233	36.19087	38.58226
20	7.43384	8.26040	9.59078	10.85081	12.44261	15.45177	19.33743	23.82769	28.41198	31.41043	34.16961	37.56623	39.99685
21	8.03365	8.89720	10.28290	11.59131	13.23960	16.34438	20.33723	24.93478	29.61509	32.67057	35.47888	38.93217	41.40106
22	8.64272	9.54249	10.98232	12.33801	14.04149	17.23962	21.33704	26.03927	30.81328	33.92444	36.78071	40.28936	42.79565
23	9.26042	10.19572	11.68855	13.09051	14.84796	18.13730	22.33688	27.14134	32.00690	35.17246	38.07563	41.63840	44.18128
24	9.88623	10.85636	12.40115	13.84843	15.65868	19.03725	23.33673	28.24115	33.19624	36.41503	39.36408	42.97982	45.55851
25	10.51965	11.52398	13.11972	14.61141	16.47341	19.93934	24.33659	29.33885	34.38159	37.65248	40.64647	44.31410	46.92789
26	11.16024	12.19815	13.84390	15.37916	17.29188	20.84343	25.33646	30.43457	35.56317	38.88514	41.92317	45.64168	48.28988
27	11.80759	12.87850	14.57338	16.15140	18.11390	21.74940	26.33634	31.52841	36.74122	40.11327	43.19451	46.96294	49.64492
28	12.46134	13.56471	15.30786	16.92788	18.93924	22.65716	27.33623	32.62049	37.91592	41.33714	44.46079	48.27824	50.99338
29	13.12115	14.25645	16.04707	17.70837	19.76774	23.56659	28.33613	33.71091	39.08747	42.55697	45.72229	49.58788	52.33562
30	13.78672	14.95346	16.79077	18.49266	20.59923	24.47761	29.33603	34.79974	40.25602	43.77297	46.97924	50.89218	53.67196

[To index](#)

F Distribution Tables



The [F distribution](#) is a right-skewed distribution used most commonly in Analysis of Variance (see [ANOVA/MANOVA](#)). The F distribution is a ratio of two *Chi-square* distributions, and a specific F distribution is denoted by the degrees of freedom for the numerator Chi-square and the degrees of freedom for the denominator Chi-square. An example of the  $F_{(10,10)}$  distribution is shown in the animation above. When referencing the F distribution, the numerator degrees of freedom are always given first, as switching the order of degrees of freedom changes the distribution (e.g.,  $F_{(10,12)}$  does not equal  $F_{(12,10)}$ ). For the four F tables below, the rows represent denominator degrees of freedom and the columns represent numerator degrees of freedom. The right tail area is given in the name of the table. For example, to determine the .05 critical value for an F distribution with 10 and 12 degrees of freedom, look in the 10 column (numerator) and 12 row (denominator) of the F Table for alpha=.05.  $F_{(.05, 10, 12)} = 2.7534$ .

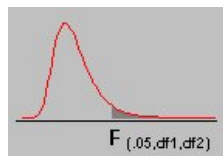
F Table for alpha=.10 .



7	3.58943	3.25744	3.07407	2.96053	2.88334	2.82739	2.78493	2.75158	2.72468	2.70251	2.66811	2.63223	2.59473	2.57533	2.55546	2.53510	2.51422	2.49279	2.47079
8	3.45792	3.11312	2.92380	2.80643	2.72645	2.66833	2.62413	2.58935	2.56124	2.53804	2.50196	2.46422	2.42464	2.40410	2.38302	2.36136	2.33910	2.31618	2.29257
9	3.36030	3.00645	2.81286	2.69268	2.61061	2.55086	2.50531	2.46941	2.44034	2.41632	2.37888	2.33962	2.29832	2.27683	2.25472	2.23196	2.20849	2.18427	2.15923
10	3.28502	2.92447	2.72767	2.60534	2.52164	2.46058	2.41397	2.37715	2.34731	2.32260	2.28405	2.24351	2.20074	2.17843	2.15543	2.13169	2.10716	2.08176	2.05542
11	3.22520	2.85951	2.66023	2.53619	2.45118	2.38907	2.34157	2.30400	2.27350	2.24823	2.20873	2.16709	2.12305	2.10001	2.07621	2.05161	2.02612	1.99965	1.97211
12	3.17655	2.80680	2.60552	2.48010	2.39402	2.33102	2.28278	2.24457	2.21352	2.18776	2.14744	2.10485	2.05968	2.03599	2.01149	1.98610	1.95973	1.93228	1.90361
13	3.13621	2.76317	2.56027	2.43371	2.34672	2.28298	2.23410	2.19535	2.16382	2.13763	2.09659	2.05316	2.00698	1.98272	1.95757	1.93147	1.90429	1.87591	1.84620
14	3.10221	2.72647	2.52222	2.39469	2.30694	2.24256	2.19313	2.15390	2.12195	2.09540	2.05371	2.00953	1.96245	1.93766	1.91193	1.88516	1.85723	1.82800	1.79728
15	3.07319	2.69517	2.48979	2.36143	2.27302	2.20808	2.15818	2.11853	2.08621	2.05932	2.01707	1.97222	1.92431	1.89904	1.87277	1.84539	1.81676	1.78672	1.75505
16	3.04811	2.66817	2.46181	2.33274	2.24376	2.17833	2.12800	2.08798	2.05533	2.02815	1.98539	1.93992	1.89127	1.86556	1.83879	1.81084	1.78156	1.75075	1.71817
17	3.02623	2.64464	2.43743	2.30775	2.21825	2.15239	2.10169	2.06134	2.02839	2.00094	1.95772	1.91169	1.86236	1.83624	1.80901	1.78053	1.75063	1.71909	1.68564
18	3.00698	2.62395	2.41601	2.28577	2.19583	2.12958	2.07854	2.03789	2.00467	1.97698	1.93334	1.88681	1.83685	1.81035	1.78269	1.75371	1.72322	1.69099	1.65671
19	2.98990	2.60561	2.39702	2.26630	2.17596	2.10936	2.05802	2.01710	1.98364	1.95573	1.91170	1.86471	1.81416	1.78731	1.75924	1.72979	1.69876	1.66587	1.63077
20	2.97465	2.58925	2.38009	2.24893	2.15823	2.09132	2.03970	1.99853	1.96485	1.93674	1.89236	1.84494	1.79384	1.76667	1.73822	1.70833	1.67678	1.64326	1.60738
21	2.96096	2.57457	2.36489	2.23334	2.14231	2.07512	2.02325	1.98186	1.94797	1.91967	1.87497	1.82715	1.77555	1.74807	1.71927	1.68896	1.65691	1.62278	1.58615
22	2.94858	2.56131	2.35117	2.21927	2.12794	2.06050	2.00840	1.96680	1.93273	1.90425	1.85925	1.81106	1.75899	1.73122	1.70208	1.67138	1.63885	1.60415	1.56678
23	2.93736	2.54929	2.33873	2.20651	2.11491	2.04723	1.99492	1.95312	1.91888	1.89025	1.84497	1.79643	1.74392	1.71588	1.68643	1.65535	1.62237	1.58711	1.54903
24	2.92712	2.53833	2.32739	2.19488	2.10303	2.03513	1.98263	1.94066	1.90625	1.87748	1.83194	1.78308	1.73015	1.70185	1.67210	1.64067	1.60726	1.57146	1.53270
25	2.91774	2.52831	2.31702	2.18424	2.09216	2.02406	1.97138	1.92925	1.89469	1.86578	1.82000	1.77083	1.71752	1.68898	1.65895	1.62718	1.59335	1.55703	1.51760
26	2.90913	2.51910	2.30749	2.17447	2.08218	2.01389	1.96104	1.91876	1.88407	1.85503	1.80902	1.75957	1.70589	1.67712	1.64682	1.61472	1.58050	1.54368	1.50360
27	2.90119	2.51061	2.29871	2.16546	2.07298	2.00452	1.95151	1.90909	1.87427	1.84511	1.79889	1.74917	1.69514	1.66616	1.63560	1.60320	1.56859	1.53129	1.49057
28	2.89385	2.50276	2.29060	2.15714	2.06447	1.99585	1.94270	1.90014	1.86520	1.83593	1.78951	1.73954	1.68519	1.65600	1.62519	1.59250	1.55753	1.51976	1.47841
29	2.88703	2.49548	2.28307	2.14941	2.05658	1.98781	1.93452	1.89184	1.85679	1.82741	1.78081	1.73060	1.67593	1.64655	1.61551	1.58253	1.54721	1.50899	1.46704
30	2.88069	2.48872	2.27607	2.14223	2.04925	1.98033	1.92692	1.88412	1.84896	1.81949	1.77270	1.72227	1.66731	1.63774	1.60648	1.57323	1.53757	1.49891	1.45636
40	2.83535	2.44037	2.22609	2.09095	1.99682	1.92688	1.87252	1.82886	1.79290	1.76269	1.71456	1.66241	1.60515	1.57411	1.54108	1.50562	1.46716	1.42476	1.37691
60	2.79107	2.39325	2.17741	2.04099	1.94571	1.87472	1.81939	1.77483	1.73802	1.70701	1.65743	1.60337	1.54349	1.51072	1.47554	1.43734	1.39520	1.34757	1.29146
120	2.74781	2.34734	2.12999	1.99230	1.89587	1.82381	1.76748	1.72196	1.68425	1.65238	1.60120	1.54500	1.48207	1.44723	1.40938	1.36760	1.32034	1.26457	1.19256
inf	2.70554	2.30259	2.08380	1.94486	1.84727	1.77411	1.71672	1.67020	1.63152	1.59872	1.54578	1.48714	1.42060	1.38318	1.34187	1.29513	1.23995	1.16860	1.00000

[To index](#)

F Table for alpha=.05 .

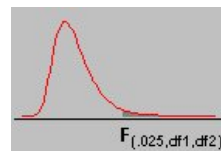


df2/df1	1	2	3	4	5	6	7	8	9	10	12	15	20	24	30	40	60	120	INF
1	161.4476	199.5000	215.7073	224.5832	230.1619	233.9860	236.7684	238.8827	240.5433	241.8817	243.9060	245.9499	248.0131	249.0518	250.0951	251.1432	252.1957	253.2529	254.3144
2	18.5128	19.0000	19.1643	19.2468	19.2964	19.3295	19.3532	19.3710	19.3848	19.3959	19.4125	19.4291	19.4458	19.4541	19.4624	19.4707	19.4791	19.4874	19.4957
3	10.1280	9.5521	9.2766	9.1172	9.0135	8.9406	8.8867	8.8452	8.8123	8.7855	8.7446	8.7029	8.6602	8.6385	8.6166	8.5944	8.5720	8.5494	8.5264
4	7.7086	6.9443	6.5914	6.3882	6.2561	6.1631	6.0942	6.0410	5.9988	5.9644	5.9117	5.8578	5.8025	5.7744	5.7459	5.7170	5.6877	5.6581	5.6281
5	6.6079	5.7861	5.4095	5.1922	5.0503	4.9503	4.8759	4.8183	4.7725	4.7351	4.6777	4.6188	4.5581	4.5272	4.4957	4.4638	4.4314	4.3985	4.3650
6	5.9874	5.1433	4.7571	4.5337	4.3874	4.2839	4.2067	4.1468	4.0990	4.0600	3.9999	3.9381	3.8742	3.8415	3.8082	3.7743	3.7398	3.7047	3.6689
7	5.5914	4.7374	4.3468	4.1203	3.9715	3.8660	3.7870	3.7257	3.6767	3.6365	3.5747	3.5107	3.4445	3.4105	3.3758	3.3404	3.3043	3.2674	3.2298
8	5.3177	4.4590	4.0662	3.8379	3.6875	3.5806	3.5005	3.4381	3.3881	3.3472	3.2839	3.2184	3.1503	3.1152	3.0794	3.0428	3.0053	2.9669	2.9276
9	5.1174	4.2565	3.8625	3.6331	3.4817	3.3738	3.2927	3.2296	3.1789	3.1373	3.0729	3.0061	2.9365	2.9005	2.8637	2.8259	2.7872	2.7475	2.7067
10	4.9646	4.1028	3.7083	3.4780	3.3258	3.2172	3.1355	3.0717	3.0204	2.9782	2.9130	2.8450	2.7740	2.7372	2.6996	2.6609	2.6211	2.5801	2.5379
11	4.8443	3.9823	3.5874	3.3567	3.2039	3.0946	3.0123	2.9480	2.8962	2.8536	2.7876	2.7186	2.6464	2.6090	2.5705	2.5309	2.4901	2.4480	2.4045
12	4.7472	3.8853	3.4903	3.2592	3.1059	2.9961	2.9134	2.8486	2.7964	2.7534	2.6866	2.6169	2.5436	2.5055	2.4663	2.4259	2.3842	2.3410	2.2962
13	4.6672	3.8056	3.4105	3.1791	3.0254	2.9153	2.8321	2.7669	2.7144	2.6710	2.6037	2.5331	2.4589	2.4202	2.3803	2.3392	2.2966	2.2524	2.2064
14	4.6001	3.7389	3.3439	3.1122	2.9582	2.8477	2.7642	2.6987	2.6458	2.6022	2.5342	2.4630	2.3879	2.3487	2.3082	2.2664	2.2229	2.1778	2.1307

<b>23</b>	4.2793	3.4221	3.0280	2.7955	2.6400	2.5277	2.4422	2.3748	2.3201	2.2747	2.2036	2.1282	2.0476	2.0050	1.9605	1.9139	1.8648	1.8128	1.7570
<b>24</b>	4.2597	3.4028	3.0088	2.7763	2.6207	2.5082	2.4226	2.3551	2.3002	2.2547	2.1834	2.1077	2.0267	1.9838	1.9390	1.8920	1.8424	1.7896	1.7330
<b>25</b>	4.2417	3.3852	2.9912	2.7587	2.6030	2.4904	2.4047	2.3371	2.2821	2.2365	2.1649	2.0889	2.0075	1.9643	1.9192	1.8718	1.8217	1.7684	1.7110
<b>26</b>	4.2252	3.3690	2.9752	2.7426	2.5868	2.4741	2.3883	2.3205	2.2655	2.2197	2.1479	2.0716	1.9898	1.9464	1.9010	1.8533	1.8027	1.7488	1.6906
<b>27</b>	4.2100	3.3541	2.9604	2.7278	2.5719	2.4591	2.3732	2.3053	2.2501	2.2043	2.1323	2.0558	1.9736	1.9299	1.8842	1.8361	1.7851	1.7306	1.6717
<b>28</b>	4.1960	3.3404	2.9467	2.7141	2.5581	2.4453	2.3593	2.2913	2.2360	2.1900	2.1179	2.0411	1.9586	1.9147	1.8687	1.8203	1.7689	1.7138	1.6541
<b>29</b>	4.1830	3.3277	2.9340	2.7014	2.5454	2.4324	2.3463	2.2783	2.2229	2.1768	2.1045	2.0275	1.9446	1.9005	1.8543	1.8055	1.7537	1.6981	1.6376
<b>30</b>	4.1709	3.3158	2.9223	2.6896	2.5336	2.4205	2.3343	2.2662	2.2107	2.1646	2.0921	2.0148	1.9317	1.8874	1.8409	1.7918	1.7396	1.6835	1.6223
<b>40</b>	4.0847	3.2317	2.8387	2.6060	2.4495	2.3359	2.2490	2.1802	2.1240	2.0772	2.0035	1.9245	1.8389	1.7929	1.7444	1.6928	1.6373	1.5766	1.5089
<b>60</b>	4.0012	3.1504	2.7581	2.5252	2.3683	2.2541	2.1665	2.0970	2.0401	1.9926	1.9174	1.8364	1.7480	1.7001	1.6491	1.5943	1.5343	1.4673	1.3893
<b>120</b>	3.9201	3.0718	2.6802	2.4472	2.2899	2.1750	2.0868	2.0164	1.9588	1.9105	1.8337	1.7505	1.6587	1.6084	1.5543	1.4952	1.4290	1.3519	1.2539
<b>inf</b>	3.8415	2.9957	2.6049	2.3719	2.2141	2.0986	2.0096	1.9384	1.8799	1.8307	1.7522	1.6664	1.5705	1.5173	1.4591	1.3940	1.3180	1.2214	1.0000

[To index](#)

F Table for alpha=.025 .



df2/df1	1	2	3	4	5	6	7	8	9	10	12	15	20	24	30	40	60	120	INF
<b>1</b>	647.7890	799.5000	864.1630	899.5833	921.8479	937.1111	948.2169	956.6562	963.2846	968.6274	976.7079	984.8668	993.1028	997.2492	1001.414	1005.598	1009.800	1014.020	1018.258
<b>2</b>	38.5063	39.0000	39.1655	39.2484	39.2982	39.3315	39.3552	39.3730	39.3869	39.3980	39.4146	39.4313	39.4479	39.4562	39.465	39.473	39.481	39.490	39.498
<b>3</b>	17.4434	16.0441	15.4392	15.1010	14.8848	14.7347	14.6244	14.5399	14.4731	14.4189	14.3366	14.2527	14.1674	14.1241	14.081	14.037	13.992	13.947	13.902
<b>4</b>	12.2179	10.6491	9.9792	9.6045	9.3645	9.1973	9.0741	8.9796	8.9047	8.8439	8.7512	8.6565	8.5599	8.5109	8.461	8.411	8.360	8.309	8.257
<b>5</b>	10.0070	8.4336	7.7636	7.3879	7.1464	6.9777	6.8531	6.7572	6.6811	6.6192	6.5245	6.4277	6.3286	6.2780	6.227	6.175	6.123	6.069	6.015
<b>6</b>	8.8131	7.2599	6.5988	6.2272	5.9876	5.8198	5.6955	5.5996	5.5234	5.4613	5.3662	5.2687	5.1684	5.1172	5.065	5.012	4.959	4.904	4.849
<b>7</b>	8.0727	6.5415	5.8898	5.5226	5.2852	5.1186	4.9949	4.8993	4.8232	4.7611	4.6658	4.5678	4.4667	4.4150	4.362	4.309	4.254	4.199	4.142
<b>8</b>	7.5709	6.0595	5.4160	5.0526	4.8173	4.6517	4.5286	4.4333	4.3572	4.2951	4.1997	4.1012	3.9995	3.9472	3.894	3.840	3.784	3.728	3.670
<b>9</b>	7.2093	5.7147	5.0781	4.7181	4.4844	4.3197	4.1970	4.1020	4.0260	3.9639	3.8682	3.7694	3.6669	3.6142	3.560	3.505	3.449	3.392	3.333
<b>10</b>	6.9367	5.4564	4.8256	4.4683	4.2361	4.0721	3.9498	3.8549	3.7790	3.7168	3.6209	3.5217	3.4185	3.3654	3.311	3.255	3.198	3.140	3.080
<b>11</b>	6.7241	5.2559	4.6300	4.2751	4.0440	3.8807	3.7586	3.6638	3.5879	3.5257	3.4296	3.3299	3.2261	3.1725	3.118	3.061	3.004	2.944	2.883
<b>12</b>	6.5538	5.0959	4.4742	4.1212	3.8911	3.7283	3.6065	3.5118	3.4358	3.3736	3.2773	3.1772	3.0728	3.0187	2.963	2.906	2.848	2.787	2.725
<b>13</b>	6.4143	4.9653	4.3472	3.9959	3.7667	3.6043	3.4827	3.3880	3.3120	3.2497	3.1532	3.0527	2.9477	2.8932	2.837	2.780	2.720	2.659	2.595
<b>14</b>	6.2979	4.8567	4.2417	3.8919	3.6634	3.5014	3.3799	3.2853	3.2093	3.1469	3.0502	2.9493	2.8437	2.7888	2.732	2.674	2.614	2.552	2.487
<b>15</b>	6.1995	4.7650	4.1528	3.8043	3.5764	3.4147	3.2934	3.1987	3.1227	3.0602	2.9633	2.8621	2.7559	2.7006	2.644	2.585	2.524	2.461	2.395
<b>16</b>	6.1151	4.6867	4.0768	3.7294	3.5021	3.3406	3.2194	3.1248	3.0488	2.9862	2.8890	2.7875	2.6808	2.6252	2.568	2.509	2.447	2.383	2.316
<b>17</b>	6.0420	4.6189	4.0112	3.6648	3.4379	3.2767	3.1556	3.0610	2.9849	2.9222	2.8249	2.7230	2.6158	2.5598	2.502	2.442	2.380	2.315	2.247
<b>18</b>	5.9781	4.5597	3.9539	3.6083	3.3820	3.2209	3.0999	3.0053	2.9291	2.8664	2.7689	2.6667	2.5590	2.5027	2.445	2.384	2.321	2.256	2.187
<b>19</b>	5.9216	4.5075	3.9034	3.5587	3.3327	3.1718	3.0509	2.9563	2.8801	2.8172	2.7196	2.6171	2.5089	2.4523	2.394	2.333	2.270	2.203	2.133
<b>20</b>	5.8715	4.4613	3.8587	3.5147	3.2891	3.1283	3.0074	2.9128	2.8365	2.7737	2.6758	2.5731	2.4645	2.4076	2.349	2.287	2.223	2.156	2.085
<b>21</b>	5.8266	4.4199	3.8188	3.4754	3.2501	3.0895	2.9686	2.8740	2.7977	2.7348	2.6368	2.5338	2.4247	2.3675	2.308	2.246	2.182	2.114	2.042
<b>22</b>	5.7863	4.3828	3.7829	3.4401	3.2151	3.0546	2.9338	2.8392	2.7628	2.6998	2.6017	2.4984	2.3890	2.3315	2.272	2.210	2.145	2.076	2.003
<b>23</b>	5.7498	4.3492	3.7505	3.4083	3.1835	3.0232	2.9023	2.8077	2.7313	2.6682	2.5699	2.4665	2.3567	2.2989	2.239	2.176	2.111	2.041	1.968
<b>24</b>	5.7166	4.3187	3.7211	3.3794	3.1548	2.9946	2.8738	2.7791	2.7027	2.6396	2.5411	2.4374	2.3273	2.2693	2.209	2.146	2.080	2.010	1.935
<b>25</b>	5.6864	4.2909	3.6943	3.3530	3.1287	2.9685	2.8478	2.7531	2.6766	2.6135	2.5149	2.4110	2.3005	2.2422	2.182	2.118	2.052	1.981	1.906
<b>26</b>	5.6586	4.2655	3.6697	3.3289	3.1048	2.9447	2.8240	2.7293	2.6528	2.5896	2.4908	2.3867	2.2759	2.2174	2.157	2.093	2.026	1.954	1.878
<b>27</b>	5.6331	4.2421	3.6472	3.3067	3.0828	2.9228	2.8021	2.7074	2.6309	2.5676	2.4688	2.3644	2.2533	2.1946	2.133	2.069	2.002	1.930	1.853
<b>28</b>	5.6096	4.2205	3.6264	3.2863	3.0626	2.9027	2.7820	2.6872	2.6106	2.5473	2.4484	2.3438	2.2324	2.1735	2.112	2.048	1.980	1.907	1.829
<b>29</b>	5.5878	4.2006	3.6072	3.2674	3.0438	2.8840	2.7633	2.6686	2.5919	2.5286	2.4295	2.3248	2.2131	2.1540	2.092	2.028	1.959	1.886	1.807
<b>30</b>	5.5675	4.1821	3.5894	3.2499	3.0265	2.8667	2.7460	2.6513	2.5746	2.5112	2.4120	2.3072	2.1952	2.1359	2.074	2.009	1.940	1.866	1.787

df2/df1	1	2	3	4	5	6	7	8	9	10	12	15	20	24	30	40	60	120	INF
1	4052.181	4999.500	5403.352	5624.583	5763.650	5858.986	5928.356	5981.070	6022.473	6055.847	6106.321	6157.285	6208.730	6234.631	6260.649	6286.782	6313.030	6339.391	6365.864
2	98.503	99.000	99.166	99.249	99.299	99.333	99.356	99.374	99.388	99.399	99.416	99.433	99.449	99.458	99.466	99.474	99.482	99.491	99.499
3	34.116	30.817	29.457	28.710	28.237	27.911	27.672	27.489	27.345	27.229	27.052	26.872	26.690	26.598	26.505	26.411	26.316	26.221	26.125
4	21.198	18.000	16.694	15.977	15.522	15.207	14.976	14.799	14.659	14.546	14.374	14.198	14.020	13.929	13.838	13.745	13.652	13.558	13.463
5	16.258	13.274	12.060	11.392	10.967	10.672	10.456	10.289	10.158	10.051	9.888	9.722	9.553	9.466	9.379	9.291	9.202	9.112	9.020
6	13.745	10.925	9.780	9.148	8.746	8.466	8.260	8.102	7.976	7.874	7.718	7.559	7.396	7.313	7.229	7.143	7.057	6.969	6.880
7	12.246	9.547	8.451	7.847	7.460	7.191	6.993	6.840	6.719	6.620	6.469	6.314	6.155	6.074	5.992	5.908	5.824	5.737	5.650
8	11.259	8.649	7.591	7.006	6.632	6.371	6.178	6.029	5.911	5.814	5.667	5.515	5.359	5.279	5.198	5.116	5.032	4.946	4.859
9	10.561	8.022	6.992	6.422	6.057	5.802	5.613	5.467	5.351	5.257	5.111	4.962	4.808	4.729	4.649	4.567	4.483	4.398	4.311
10	10.044	7.559	6.552	5.994	5.636	5.386	5.200	5.057	4.942	4.849	4.706	4.558	4.405	4.327	4.247	4.165	4.082	3.996	3.909
11	9.646	7.206	6.217	5.668	5.316	5.069	4.886	4.744	4.632	4.539	4.397	4.251	4.099	4.021	3.941	3.860	3.776	3.690	3.602
12	9.330	6.927	5.953	5.412	5.064	4.821	4.640	4.499	4.388	4.296	4.155	4.010	3.858	3.780	3.701	3.619	3.535	3.449	3.361
13	9.074	6.701	5.739	5.205	4.862	4.620	4.441	4.302	4.191	4.100	3.960	3.815	3.665	3.587	3.507	3.425	3.341	3.255	3.165
14	8.862	6.515	5.564	5.035	4.695	4.456	4.278	4.140	4.030	3.939	3.800	3.656	3.505	3.427	3.348	3.266	3.181	3.094	3.004
15	8.683	6.359	5.417	4.893	4.556	4.318	4.142	4.004	3.895	3.805	3.666	3.522	3.372	3.294	3.214	3.132	3.047	2.959	2.868
16	8.531	6.226	5.292	4.773	4.437	4.202	4.026	3.890	3.780	3.691	3.553	3.409	3.259	3.181	3.101	3.018	2.933	2.845	2.753
17	8.400	6.112	5.185	4.669	4.336	4.102	3.927	3.791	3.682	3.593	3.455	3.312	3.162	3.084	3.003	2.920	2.835	2.746	2.653
18	8.285	6.013	5.092	4.579	4.248	4.015	3.841	3.705	3.597	3.508	3.371	3.227	3.077	2.999	2.919	2.835	2.749	2.660	2.566
19	8.185	5.926	5.010	4.500	4.171	3.939	3.765	3.631	3.523	3.434	3.297	3.153	3.003	2.925	2.844	2.761	2.674	2.584	2.489
20	8.096	5.849	4.938	4.431	4.103	3.871	3.699	3.564	3.457	3.368	3.231	3.088	2.938	2.859	2.778	2.695	2.608	2.517	2.421
21	8.017	5.780	4.874	4.369	4.042	3.812	3.640	3.506	3.398	3.310	3.173	3.030	2.880	2.801	2.720	2.636	2.548	2.457	2.360
22	7.945	5.719	4.817	4.313	3.988	3.758	3.587	3.453	3.346	3.258	3.121	2.978	2.827	2.749	2.667	2.583	2.495	2.403	2.305
23	7.881	5.664	4.765	4.264	3.939	3.710	3.539	3.406	3.299	3.211	3.074	2.931	2.781	2.702	2.620	2.535	2.447	2.354	2.256
24	7.823	5.614	4.718	4.218	3.895	3.667	3.496	3.363	3.256	3.168	3.032	2.889	2.738	2.659	2.577	2.492	2.403	2.310	2.211
25	7.770	5.568	4.675	4.177	3.855	3.627	3.457	3.324	3.217	3.129	2.993	2.850	2.699	2.620	2.538	2.453	2.364	2.270	2.169
26	7.721	5.526	4.637	4.140	3.818	3.591	3.421	3.288	3.182	3.094	2.958	2.815	2.664	2.585	2.503	2.417	2.327	2.233	2.131
27	7.677	5.488	4.601	4.106	3.785	3.558	3.388	3.256	3.149	3.062	2.926	2.783	2.632	2.552	2.470	2.384	2.294	2.198	2.097
28	7.636	5.453	4.568	4.074	3.754	3.528	3.358	3.226	3.120	3.032	2.896	2.753	2.602	2.522	2.440	2.354	2.263	2.167	2.064
29	7.598	5.420	4.538	4.045	3.725	3.499	3.330	3.198	3.092	3.005	2.868	2.726	2.574	2.495	2.412	2.325	2.234	2.138	2.034
30	7.562	5.390	4.510	4.018	3.699	3.473	3.304	3.173	3.067	2.979	2.843	2.700	2.549	2.469	2.386	2.299	2.208	2.111	2.006
40	7.314	5.179	4.313	3.828	3.514	3.291	3.124	2.993	2.888	2.801	2.665	2.522	2.369	2.288	2.203	2.114	2.019	1.917	1.805
60	7.077	4.977	4.126	3.649	3.339	3.119	2.953	2.823	2.718	2.632	2.496	2.352	2.198	2.115	2.028	1.936	1.836	1.726	1.601
120	6.851	4.787	3.949	3.480	3.174	2.956	2.792	2.663	2.559	2.472	2.336	2.192	2.035	1.950	1.860	1.763	1.656	1.533	1.381
inf	6.635	4.605	3.782	3.319	3.017	2.802	2.639	2.511	2.407	2.321	2.185	2.039	1.878	1.791	1.696	1.592	1.473	1.325	1.000

[To index](#)