


























































			Obyvatelstvo (data k r. 2011)										
			Rozloha (km <sup>2</sup> )	Počet obyvatel	obyv./km <sup>2</sup>	Městské obyv. (%)	0-14 (%)	15-64 (%)	65+ (%)	PPO	Hrubá míra porodnosti	Hrubá míra úmrtí	Migrace
	Stát	Hl. město											
	Alžírsko	Alžír	2,381,741	37,367,226	15.7	66.0	24.2	70.6	5.2	1.17	16.60	4.70	-0.27
	Angola	Luanda	1,246,700	18,056,072	14.5	59.0	43.2	54.1	2.7	2.78	39.36	12.06	0.55
	Benin	Porto-Novo	112.622	9,598,787	85.2	42.0	44.7	52.6	2.7	2.88	37.55	8.79	0.00
	Botswana	Gaborone	581.731	2,098,018	3.6	61.0	33.9	62.2	3.9	1.48	22.02	12.00	4.75
	Burkina 'Faso	Ouagadougou	274.201	17,275,115	63	26.0	45.8	51.7	2.5	3.07	43.20	12.47	0.00
	Burundi	Bujumbura	27.835	10,557,259	379.3	11.0	46.0	51.6	2.6	3.10	40.58	9.36	-0.18
	Čad	N'Djamena	1,284,002	10,975,648	8.5	28.0	46.0	51.0	2.9	1.98	38.70	15.16	-3.74
	Demokratická republika Kongo	Kinshasa	2,344,858	73,599,190	31.4	35.0	44.4	53.0	2.6	2.58	37.05	10.80	-0.47
	Džibutsko	Djibouti	23.205	774.389	33.4	76.0	35.0	61.7	3.3	2.29	24.91	8.08	6.02
	Egypt	Cairo	1,001,450	83,688,164	83.6	43.4	32.7	62.8	4.5	1.92	24.22	4.80	-0.20
	Eritrea	Asmara	117.606	6,086,495	51.8	22.0	42.1	54.3	3.6	2.42	32.10	7.92	0.00
	Etiopie	Addis Abeba	1,104,300	91,195,675	82.6	17.0	46.3	51.0	2.7	3.18	42.59	10.79	-0.01
	Gabon	Libreville	267.667	1,608,321	6	86.0	42.2	54.0	3.9	1.98	35.00	13.07	-2.16
	Gambie	Banjul	11.295	1,840,454	162.9	58.0	40.0	56.9	3.1	2.34	33.41	7.50	-2.46
	Ghana	Accra	238.535	24,652,402	103.4	51.0	36.5	60.0	3.6	1.79	26.99	8.57	-0.56
	Guinea	Conakry	245.857	10,884,958	44.3	35.0	42.5	54.0	3.5	2.64	36.60	10.19	0.00
	Guinea-Bissau	Bissau	36,125	1,628,603	45.1	30.0	40.4	56.4	3.2	1.97	34.72	15.01	0.00
	Jižní Afrika	Pretoria	1,219,090	48,810,427	40	62.0	28.5	65.8	5.7	-0.41	19.32	17.23	-6.22
	Jižní Súdán	Juba	644,329	10,625,176	16.5	22.0	44.4	53.0	2.6	N	N	N	N
	Kamerun	Yaoude	475,441	20,129,878	42.3	58.0	40.5	56.2	3.3	2.08	32.49	11.66	0.00
	Kapverdy	Praia	4,033	523.568	129.8	61.0	32.6	61.9	5.5	1.43	21.21	6.28	-0.66
	Keňa	Nairobi	580,367	43,013,341	74.1	22.0	42.2	55.1	2.7	2.44	31.93	7.26	-0.23
	Komory	Moroni	2,235	737.284	329.9	28.0	41.6	55.3	3.1	2.06	31.49	8.19	-2.68
	Kongo	Brazzaville	342.001	4,366,266	12.7	62.0	45.6	51.7	2.8	2.85	40.09	11.25	-0.35
	Lesotho	Maseru	30,355	1,930,493	63.6	27.0	33.5	61.1	5.4	0.33	26.65	15.18	-8.15
	Libérie	Monrovia	111,369	3,887,886	34.9	48.0	44.3	52.7	2.9	2.61	36.45	10.36	0.00
	Libye	Tripolis	1,759,540	5,613,380	3.2	78.0	32.8	62.7	4.6	2.01	23.47	3.41	0.00
	Madagaskar	Antananarivo	587,041	22,005,222	37.5	30.0	43.1	53.8	3.0	2.95	37.13	7.61	0.00

	Malawi	Lilongwe	118,484	16,323,044	137.8	20.0	44.9	52.4	2.7	2.76	40.42	12.84	0.00
	Mali	Bamako	1,240,192	15,494,466	12.5	36.0	47.1	49.9	3.0	2.61	45.15	13.94	-5.08
	Maroko	Rabat	446,550	32,309,249	72.4	58.0	27.4	66.4	6.2	1.05	18.97	4.76	-3.67
	Mauritánie	Nouakchott	1,030,700	3,359,185	3.3	41.0	40.1	56.4	3.5	2.32	32.78	8.66	-0.89
	Mauricius	Port Louis	2,040	1,313,085	643.7	42.0	21.6	70.7	7.7	0.71	13.78	6.73	0.00
	Mayotte	Mamoudzou	374	209,530	560.2	50.0	46.5	51.0	2.4	1.53	31.67	2.60	-13.74
	Mosambik	Maputo	799,380	23,515,934	29.4	38.0	45.7	51.3	3.0	2.4	39.34	12.79	-2.13
	Namibie	Windhoek	824,292	2,165,828	2.6	38.0	33.4	62.4	4.2	0.82	21.11	13.09	0.15
	Niger	Niamey	1,267,008	16,344,687	12.9	17.0	49.6	48.1	2.3	3.63	50.06	13.76	0.00
	Nigérie	Abuja	923,768	170,123,740	184.1	50.0	43.9	53.1	3.0	2.6	39.23	13.48	-0.22
	Pobřeží slonoviny	Abidjan	322,463	21,952,093	68.1	51.0	39.3	57.6	3.1	2.04	30.40	9.96	0.00
	Rovníková Guinea	Malabo	28,051	685,991	24.4	40.0	41.3	54.6	4.1	2.61	34.88	8.81	0.00
	Rwanda	Kigali	26,338	11,689,696	443.8	19.0	42.6	55.0	2.4	2.75	36.14	9.64	1.00
	Senegal	Dakar	196,722	12,969,606	65.9	42.0	43.0	54.1	2.9	2.53	36.19	9.05	-1.82
	Seychely	Victoria	455	90,024	197.9	55.0	21.4	70.4	7.2	0.92	15.10	6.90	1.02
	Sierra Leone	Freetown	71,740	5,485,998	76.5	38.0	41.9	54.5	3.7	2.28	38.12	11.49	-3.86
	Somálsko	Mogadishu	637,657	10,085,638	15.8	37.0	44.5	53.1	2.4	1.60	42.12	14.55	-11.62
	Středoafrická republika	Bangui	622,984	5,057,208	8.1	39.0	40.9	55.5	3.7	2.14	36.13	14.71	0.00
	Súdán	Chartúm	1,861,484	34,206,710	18.4	40.0	42.0	54.7	3.3	1.88	31.70	8.33	-4.52
	Svatá Helena	Jamestown	308	7,728	25.1	40	17.5	69.8	12.7	0.35	10.48	6.99	0
	Svatý Tomáš a Princův ostrov	Sao Tome	964	183,176	190.1	62	44.4	52.6	3.1	2	37.02	7.93	-9.14
	Svazijsko	Mbabane	17,364	1,386,914	79.9	21	37.4	59	3.7	1.2	26.16	14.21	0
	Tanzánie	Dar Es Salaam	947,300	46,912,768	49.5	26	41.4	55.6	2.9	1.96	31.81	11.92	-0.29
	Togo	Lome	56,785	6,961,049	122.6	43	40.8	56	3.2	2.75	35.26	7.78	0
	Tunisko	Tunis	163,610	10,732,900	65.6	67	23.1	69.3	7.6	0.96	17.28	5.87	-1.78
	Uganda	Kampala	241,038	33,640,833	139.6	13	49.8	48.2	2	3.58	47.38	11.54	-0.02
	Zambie	Lusaka	752,618	13,817,489	18.4	36	46.7	50.8	2.5	3.03	43.51	12.42	-0.76
	Západní Sahara	Laayoune	266,000	522,928	2	82	38.7	57.7	3.6	3.03	31.65	8.8	N
	Zimbabwe	Harare	390,757	12,619,600	32.3	38	40.6	55.7	3.7	4.36	32.19	12.38	23.77





INVESTICE DO ROZVOJE VZDĚLÁVÁNÍ

		EKONOMIKA							
Naděje na dožití	Stát	HDP na obyvatele	Podíl na HDP (%)			Zaměstnanost (%)			Nezaměstnanost(%) (r. 2010)
			zem.	prům.	služby	zem.	prům.	služby	
74.73	Alžírsko	7,400	12	56.5	31.5	14.0	23.0	47.0	10
54.59	Angola	6,000	9.6	65.8	24.6	85.0	N	15.0	N
60.26	Benin	1,500	36.0	6.4	57.6	N	N	N	N
55.74	Botswana	16,200	2.1	45	52.9	N	N	N	7.5
54.07	Burkina 'Faso	1,500	34.7	23.3	42	90.0	7.0	3.0	77
59.24	Burundi	600	31	21.4	47.7	93.6	2.3	4.1	N
48.69	Čad	1,900	52.7	6.7	40.6	80.0	10.0	10.0	N
55.74	Demokratická republika Kongo	400	37.5	27.6	35	N	N	N	N
61.57	Džibutsko	2,700	3	17	80.0	N	N	N	59
72.93	Egypt	6,600	14.5	37.6	47.6	32.0	17.0	51.0	12.2
62.86	Eritrea	700	11	34	55.0	80.0	10.0	10.0	N
56.56	Etiopie	1,100	41	13	46	85.0	5.0	10.0	N
52.29	Gabon	16,400	5.2	52.4	40.4	60.0	15.0	25.0	21
63.82	Gambie	2,000	26.7	17.4	55.9	75.0	19.0	6.0	N
61.45	Ghana	3,100	28.3	21.0	50.7	56.0	15.0	29.0	11
59.61	Guinea	1,100	16.9	53.6	29.5	76.0	12.0	12.0	N
49.11	Guinea-Bissau	1,200	55.8	13.0	31.2	82.0	9.0	9.0	N
49.41	Jižní Afrika	11,100	2.5	31.6	65.9	9.0	26.0	65.0	24.9
N	Jižní Súdán	N	N	N	N	N	N	N	N
54.71	Kamerun	2,300	19.5	31.0	49.5	70.0	13.0	17.0	30
71.00	Kapverdy	4,000	8.4	15.7	75.9	N	N	N	21
63.07	Keňa	1,800	19.0	16.4	64.6	75.0	13.0	12.0	40
62.74	Komory	1,200	51.6	13.6	47.0	80.0	10.0	10.0	20
55.27	Kongo	4,600	4.2	70.7	25.1	N	N	N	N
51.86	Lesotho	2,000	7.5	33.1	59.4	86.0	7.0	7.0	45.0
57.41	Libérie	500	76.9	5.4	17.7	70.0	8.0	22.0	85
77.83	Libye	14,100	3.2	49.5	47.3	17.0	23.0	59.0	30
64.00	Madagaskar	900	28.3	16.4	55.2	N	N	N	N

52.31	Malawi	900	30.3	16.7	53.0	90.0	5.0	5.0	N
53.06	Mali	1,100	38.8	21.9	39.3	80.0	10.0	10.0	30
76.11	Maroko	5,100	16.6	32.2	51.2	44.6	19.8	35.5	8.9
61.53	Mauritánie	2,200	17.8	37.6	44.7	50.0	10.0	40.0	30
74.71	Mauritius	15,100	4.5	24.0	71.4	9.0	30.0	36.0	7.8
76.83	Mayotte	4,900	N	N	N	N	N	N	25.4
52.02	Mosambik	1,100	31.5	23.8	44.7	81.0	6.0	13.0	21
52.17	Namibie	7,500	7.2	33.3	59.5	16.3	22.4	61.3	51.2
53.80	Niger	800	39.0	16.0	45.0	90.0	6.0	4.0	N
52.05	Nigérie	2,600	35.4	33.6	31.0	70.0	10.0	20.0	21
57.25	Pobřeží slonoviny	1,600	30.0	21.0	49.0	68.0	N	N	N
62.75	Rovníková Guinea	19,600	3.6	89.7	4.3	N	N	N	22.3
58.44	Rwanda	1,400	33.0	13.9	53.1	90.0	5.0	5.0	N
60.18	Senegal	1,900	15.0	22.8	62.2	77.5	11.0	11.0	40.8
73.77	Seychely	25,000	2.0	18.5	79.5	3.0	23.0	74.0	2
56.55	Sierra Leone	900	51.5	22.0	26.5	N	N	N	N
50.80	Somálsko	600	60.2	7.4	32.5	71.0	14.0	15.0	N
50.48	Středoafriická republika	800	53.1	14.5	32.4	N	N	N	8
62.57	Súdán	2,800	25.0	29.3	45.7	80	7	13	18.7
78.91	Svatá Helena	2,500	6	48	46	N	N	N	14
63.49	Svatý Tomáš a Princův ostrov	2,300	15	24.4	60.6	N	N	N	N
49.42	Svazijsko	5,400	8.2	46.9	44.9	70	N	N	40
53.14	Tanzánie	1,500	27.8	24.2	48	80	10	10	N
63.17	Togo	900	46	23	31	65	5	30	N
75.24	Tunisko	9,600	10.6	34.6	54.8	18.3	31.9	49.8	18
53.45	Uganda	1,300	22	25.4	52.6	82	5	13	N
52.57	Zambie	1,600	21.4	35.1	43.5	85	6	9	14
61.52	Západní Sahara	2,500	N	N	40	50	25	25	N
51.82	Zimbabwe	500	20.4	24.6	54.9	66	10	24	95