

Spatial Ecology

“Populační ekologie živočichů“

Stano Pekár

Spatial ecology - describes changes in spatial pattern over time

- ▶ processes - colonisation / immigration and local extinction / emigration


- ▶ local populations are subject to continuous colonisation and extinction

- ▶ wildlife populations are fragmented


Metapopulation - a population consisting of many local populations (sub-populations) connected by migrating individuals with discrete breeding opportunities (not patchy populations)

Distribution of individuals

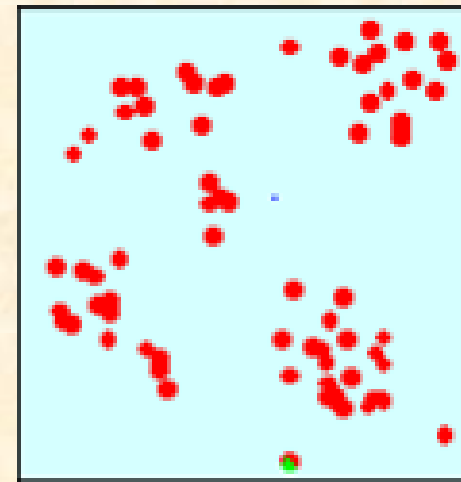
- ▶ population density changes also in space
- ▶ for migratory animals (salmon) seasonal movement is the dominant cause of population change
- ▶ movement of individuals between patches can be density-dependent
- ▶ distribution of individuals have three basic models:



Regular



Random



Aggregated

- ▶ most populations in nature are aggregated (clumped)

Regular distribution

- ▶ described by hypothetical discrete uniform distribution

$$P(x) = \frac{1}{n}$$

n .. is number of samples

x .. is category of counts (0, 1, 2, 3, 4, ...)

- ▶ all categories have similar probability

- ▶ mean: $\mu = \frac{1}{2}(n + 1)$

- ▶ variance: $\sigma^2 = \frac{1}{12}(n^2 - 1)$

- ▶ for regular distribution: $\mu > \sigma^2$

Random distribution

- ▶ described by hypothetical Poisson distribution

$$P(x) = \frac{\mu^x e^{-\mu}}{x!}$$

μ .. is expected value of individuals

x .. is category of counts (0, 1, 2, 3, 4, ...)

- ▶ probability of x individuals at a given area usually decreases with x
- ▶ observed and expected frequencies are compared using χ^2 statistics

- ▶ for random distribution:

$$\mu = \sigma^2$$

Aggregated distribution

- ▶ described by hypothetical negative binomial distribution

$$P(x) = \left(1 - \frac{\mu}{k}\right)^{-k} \frac{(k+x-1)!}{x!(k-1)!} \left(\frac{\mu}{\mu+k}\right)^x$$

μ .. is expected value of individuals

x .. is category of counts (0, 1, 2, 3, 4, ...)

k .. degree of clumping, the smaller k ($\rightarrow 0$) the greater degree of clumping

- ▶ approximate value of k :

$$k \approx \frac{\mu^2}{\sigma^2 - \mu}$$

- ▶ for aggregated:

$$\mu < \sigma^2$$

Coefficient of dispersion (CD)

CD < 1 ... uniform distribution

CD = 1 ... random distribution

CD > 1 ... aggregated distribution

$$CD = \frac{s^2}{\bar{x}}$$

Dispersal

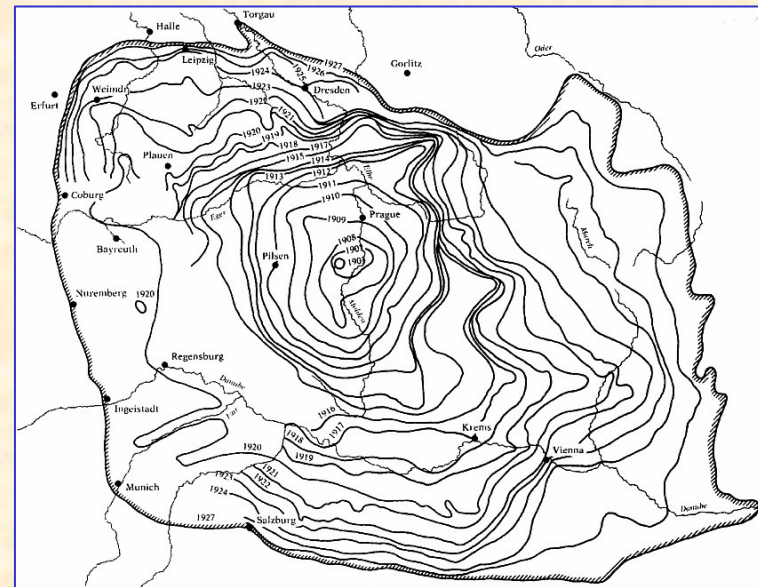
- **Geographic range** - radius of space containing 95% of individuals
- **expansion** – increase in geographic range
- individual makes blind **random walk**
- random walk of a population undergoes **diffusion** in space
- diffusion (Brownian motion) model in 2dimensional space:

$$\frac{\partial N}{\partial t} = D \left(\frac{\partial^2 N}{\partial x^2} + \frac{\partial^2 N}{\partial y^2} \right)$$

Elton 1958

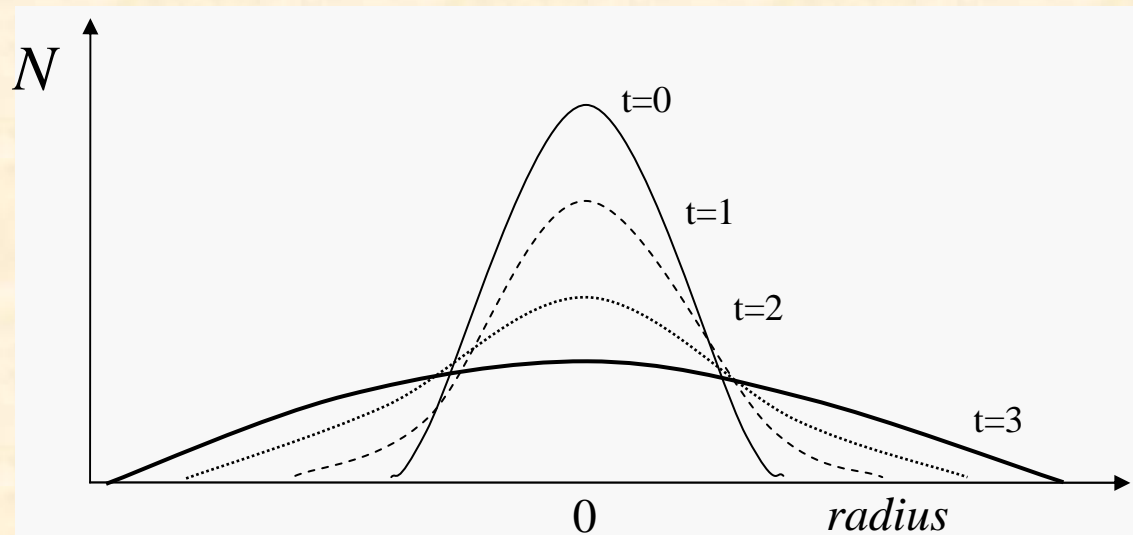
- radial distance moved in a random walk is related to $\sqrt{\text{time}}$

D .. diffusion coefficient
(distance²/time)



Spread of muskart in Europe

Pure dispersal



- assuming all individuals are dispersers
- range expands linearly with time
- no reproduction

N_0 .. initial density

ρ .. radial distance from point of release (range)

- Diffusion model
- solved to 2dimensional Gaussian distribution

$$N(\rho, t) = \frac{N_0}{4\pi Dt} \exp\left(\frac{-\rho^2}{4Dt}\right)$$

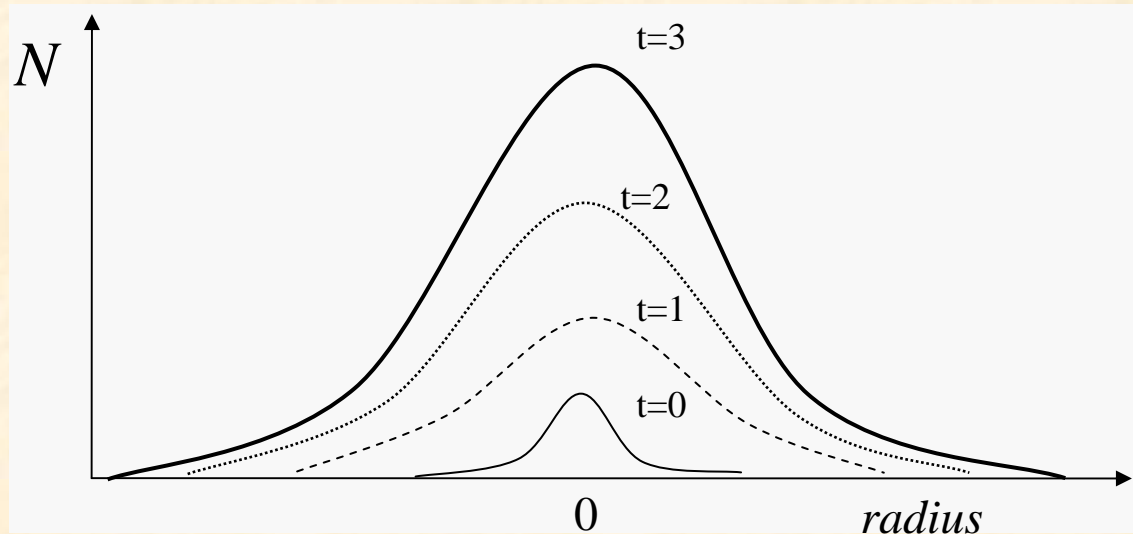


$$\rho = \sqrt{4Dt}$$



$$D = \frac{\rho^2}{4t}$$

Dispersal + population growth



- Skellam's model
- includes diffusion
and exponential
population growth

r .. intrinsic rate of increase

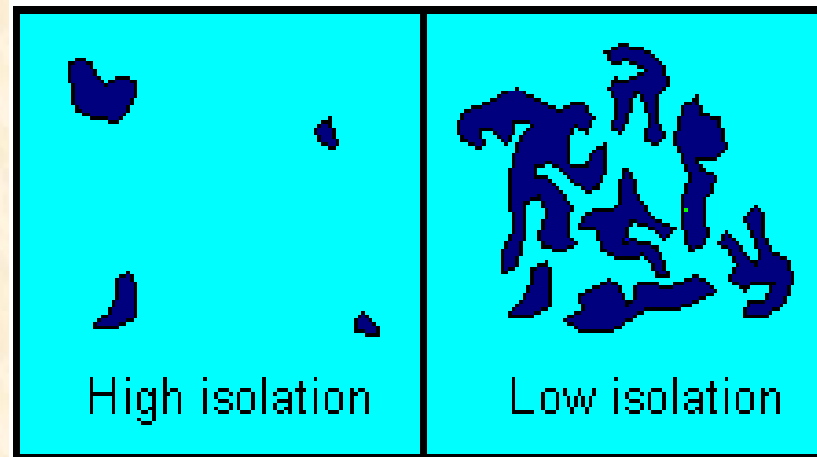
$$N(\rho, t) = \frac{N_0}{4\pi Dt} \exp\left(rt - \frac{\rho^2}{4Dt} \right)$$

c - expansion rate [distance/time]

$$c = 2\sqrt{rD}$$

Metapopulation ecology

- ▶ Levins (1969) distinguished between dynamics of a single population and a set of local populations which interact via individuals moving among populations
- ▶ Hanski (1997) developed the theory - suggested *core-satellite* model
- ▶ the degree of isolation may vary depending on the distance among patches



- ▶ unlike growth models that focus on population size, metapopulation models concern persistence of a population - ignore fate of a single sub-population and focus on fraction of sub-population sites occupied

Levin's model

▶ assumptions

- sub-populations are identical in size, distance, resources, etc.
- extinction and colonisation are independent of p
- many patches are available
- natality and mortality is ignored

p .. proportion of patches occupied

m .. colonisation (immigration) rate - proportion of open sites colonised per unit time

e .. extinction (emigration) rate - proportion of sites that become unoccupied per unit time

$$\frac{dp}{dt} = mp(1 - p) - ep$$

► equilibrium is found for $\frac{dp}{dt} = 0$

$$p^* = \frac{m - e}{m} = 1 - \frac{e}{m}$$

- sub-populations will persist ($p^* > 0$) only if colonisation is larger than extinction ($m > e$)

- all patches can be occupied only if $e = 0$

- K ..is fraction of patches

- defined by balance between m and e

► metapopulations are found in insects, *Daphnia*, frogs, birds

► rescue-effect model,
incidence model

