



Research centre  
for toxic compounds  
in the environment

# Ecotoxicology – part 4

## New topics and future issues

Ludek Blaha + ecotox colleagues

cecoen



EUROPEAN UNION  
EUROPEAN REGIONAL DEVELOPMENT FUND  
INVESTING IN YOUR FUTURE



OP Research and  
Development for Innovation



# Current approaches

(black box of apical endpoints)


VS

# Future

(mechanistic understanding & AOPs)

# Hazard assessment

**Traditionally** – Evaluation of adverse effects using the whole organism models



Chemical



Organism



**Adverse Effects**

*Death*  
*Altered Reproduction*  
*Inhibition of Growth*

*Tumorigenicity*  
*Skin irritation*

...



**REGULATORY FOCUS  
(APICAL ENDPOINTS)**

# Hazard assessment

**Traditionally** – Evaluation of adverse effects using the whole organism models



Chemical




Organism




**Adverse Effects**  
Death  
Inhibition of Growth  
Altered Reproduction  
Tumor  
Skin irritation  
...



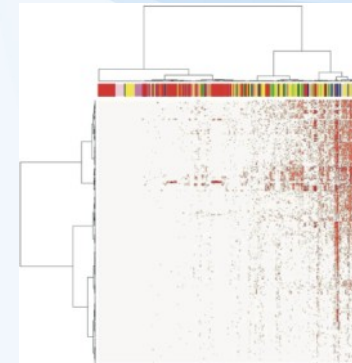
**New** – Ex vivo / in vitro / In chemico / In silico Methods



$10^4$  Chemicals



HTS  
High-Throughput-Screening



*Chemical-biological interactions,  
Mechanistic Toxicological Data*

**Key task/question:**


How to link MECHANISTIC INFORMATION with APICAL ENDPOINTS ?

# MoA and omics are supported by strategic documents

## Toxicity Testing in the 21st Century: A Vision and a Strategy

US National Academies of Sciences

<http://www.nap.edu/catalog/11970.html>



United States Environmental Protection Agency

LEARN THE ISSUES | SCIENCE & TECHNOLOGY | LAWS & REGULATIONS | ABOUT EPA

### Computational Toxicology Research

You are here: [EPA Home](#) » [Research & Development](#) » [CompTox](#) » [ToxCast™](#)

#### Key Links

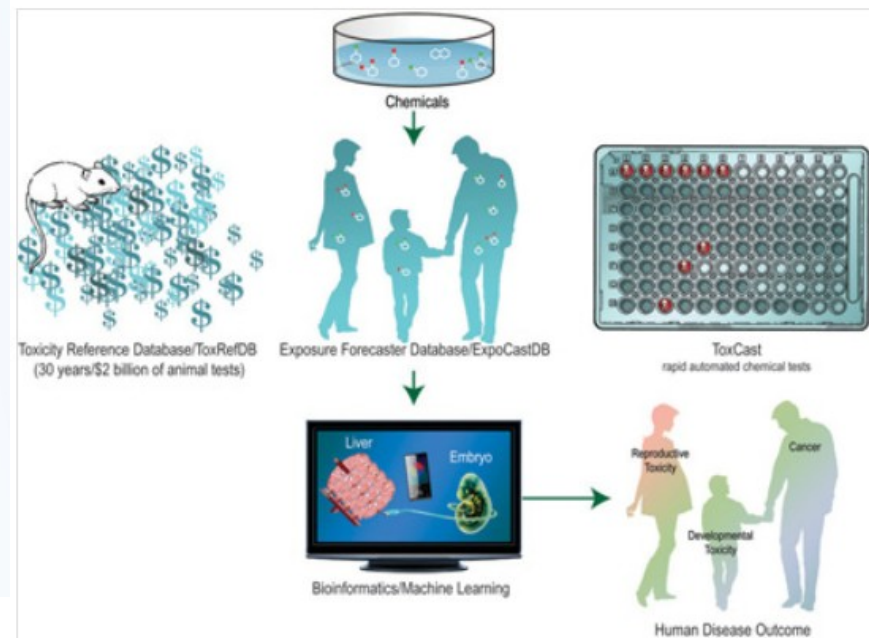
[CompTox Home](#)  
[Basic Information](#)  
[Organization](#)

[Research Projects](#)  
[Chemical Databases](#)  
[CompTox Events](#)

R  
S  
C

## ToxCast™

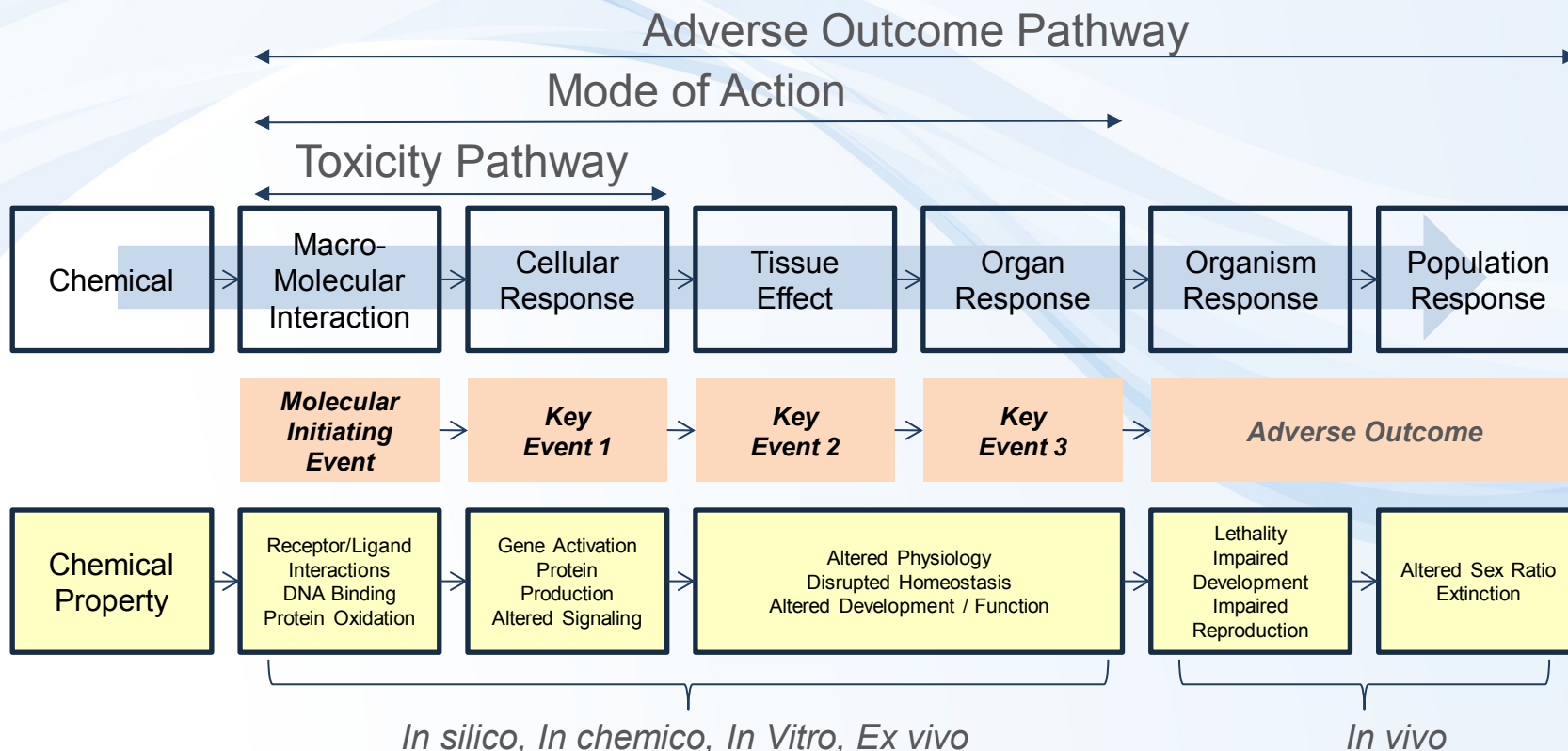
Screening Chemicals to Predict Toxicity Faster and Better



How ToxCast Fits Into CompTox Research




# Adverse Outcome Pathways



The **EXISTING KNOWLEDGE** is used **to link the** two anchor points: **Molecular Initiating Event (MIE)** and **Adverse Outcome (AO)** **via a series** of intermediate steps: **Key Events**




# AOP = Global strategy with support from OECD, EU, USA



OECD.org

Data Publications More sites News Job vacancies



BETTER POLICIES FOR BETTER LIVES

> A to Z

OECD Home About Countries Topics > Français

[OECD Home](#) > [Chemical safety and biosafety](#) > [Testing of chemicals](#) > Adverse Outcome Pathways, Molecular Screening and Toxicogenomics

- > Testing of chemicals
- > Assessment of chemicals
- > Risk management of chemicals
- > Chemical accident prevention, preparedness and response
- > Pollutant release and transfer register
- > Safety of manufactured nanomaterials
- > Agricultural pesticides and biocides
- > Biosafety - BioTrack

## Adverse Outcome Pathways, Molecular Screening and Toxicogenomics

### WHAT'S NEW

#### SURVEY ON ADVERSE OUTCOME PATHWAYS (AOPS) TO IDENTIFY DEVELOPMENT PRIORITIES

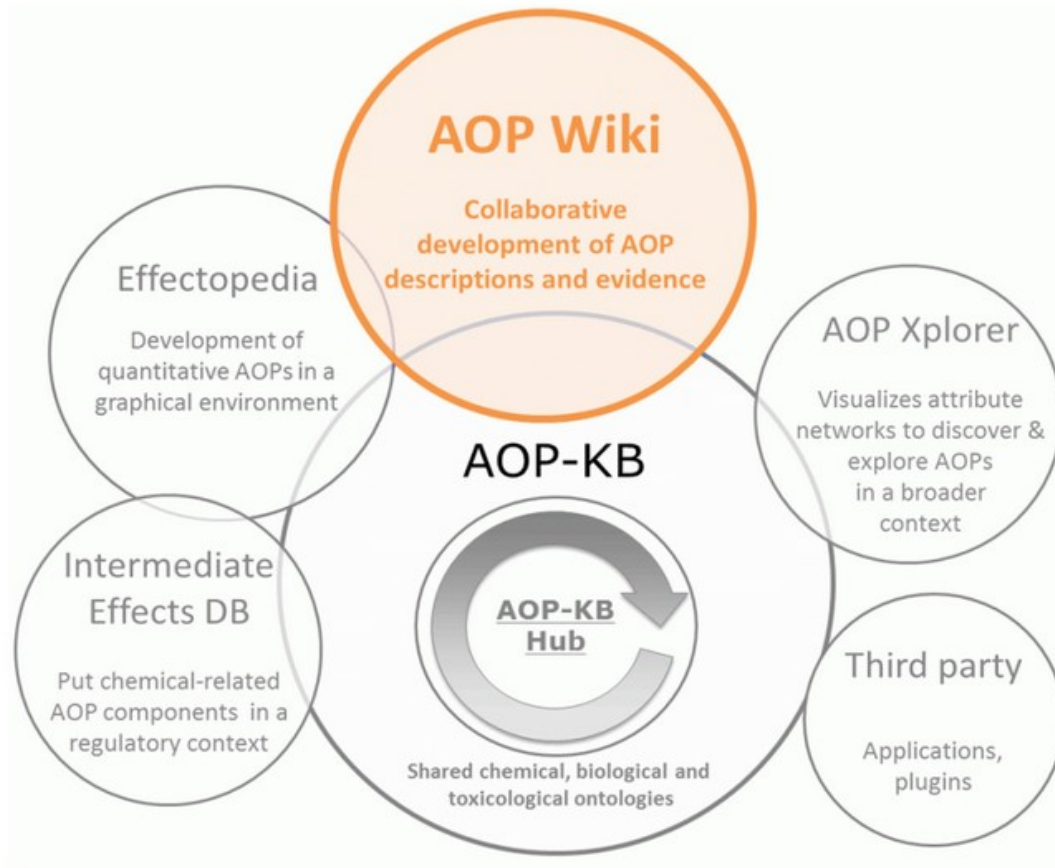
The OECD has launched a survey to explore the utility of AOPs for regulatory assessment of chemicals and to identify development priorities. The objective is to collect feedback on how the AOP concept and/or existing AOPs are already being used for regulatory purposes, to understand where they fall short regarding their utility, and to identify what directions and priorities future AOP development work should embrace to increase their impact on regulatory toxicology and chemical risk assessment.

The survey is mainly for chemical safety regulators who are experiencing a transition in their work towards an increased use of 'alternative' methods and AOPs. However, stakeholders that come from the regulated community and environmental NGOs are also welcome to participate.

> **The survey is now closed. Thank you for your submissions.**

<http://www.oecd.org/chemicalsafety/testing/projects-adverse-outcome-pathways.htm>





Please click on any of the AOP-KB elements you want to use.  
Please note that the AOP-KB is work in progress and more elements will become available over time.

<http://aopkb.org/>

Key documents

**OECD Guidance document and a template for developing and assessing adverse outcome pathways (Series No. 184, Series on Testing and Assessment)**

**Handbook for AOP developers**



# AOP Wiki

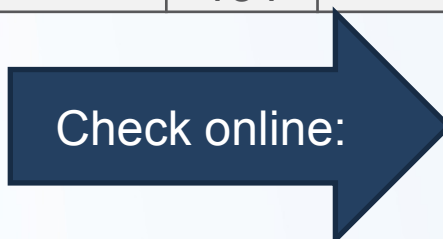
- [https://aopkb.org/aopwiki/index.php/Main\\_Page](https://aopkb.org/aopwiki/index.php/Main_Page)
- Wiki-based platform for development of AOPs
- Only members of an OECD AOP development project can create / edit AOPs



# What AOPs are now in AOP Wiki (autumn 2017?)



OECD Endorsed (WNT and TFHA)	6	1x ecotoxicology: Aromatase inhibition leading to reproductive dysfunction (in fish)
EAGMST Approved	2	1x Ecotox - Androgen receptor agonism leading to reproductive dysfunction
EAGMST Under Review + open for comment	17 (9+8)	
Under Development	131	



<https://aopwiki.org/aops>

- OECD Extended Advisory Group on Molecular Screening and Toxicogenomics (EAG MST)
- The Working Group of the National Coordinators of the Test Guidelines Programme (WNT)

# AOP Example: MIE aromatase inhibition

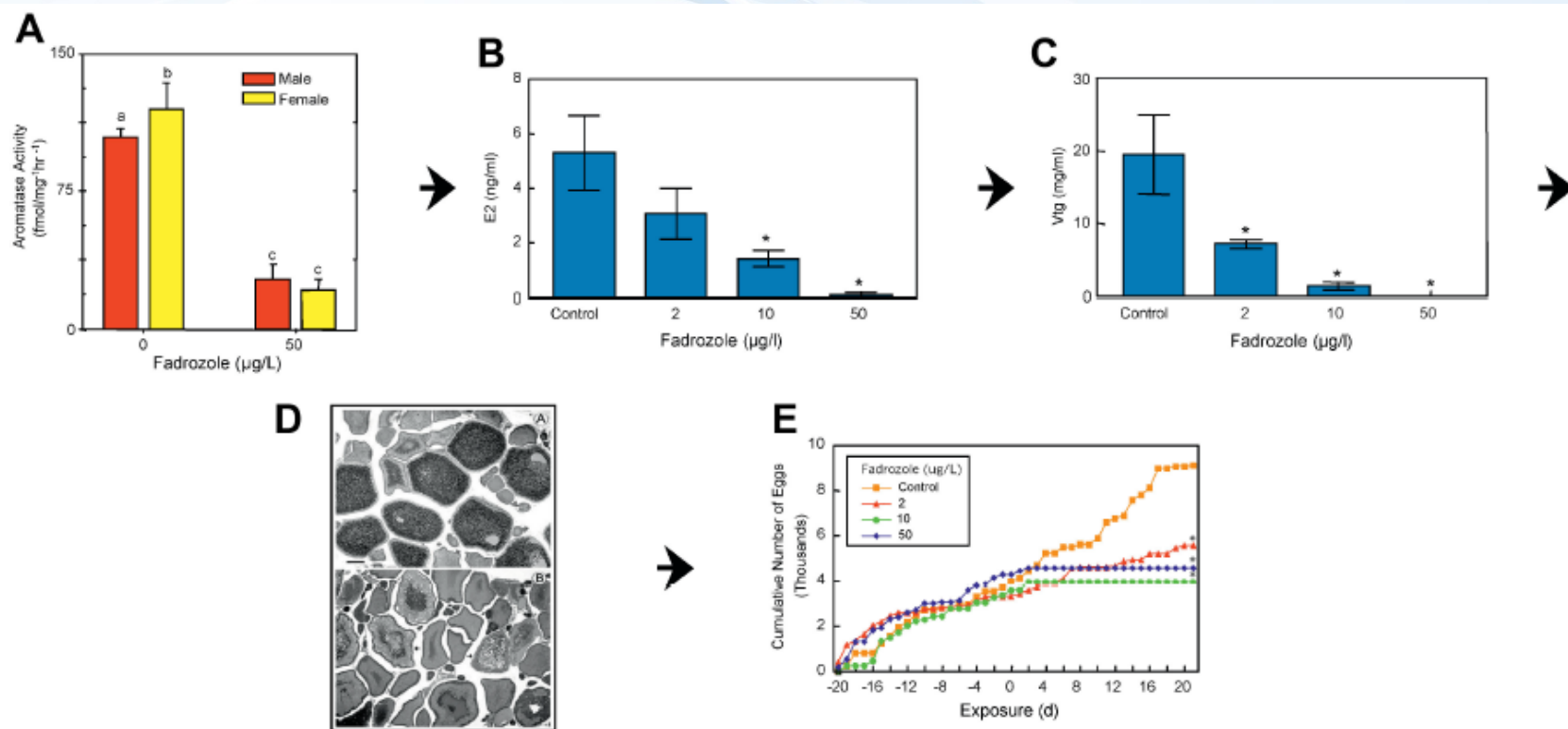
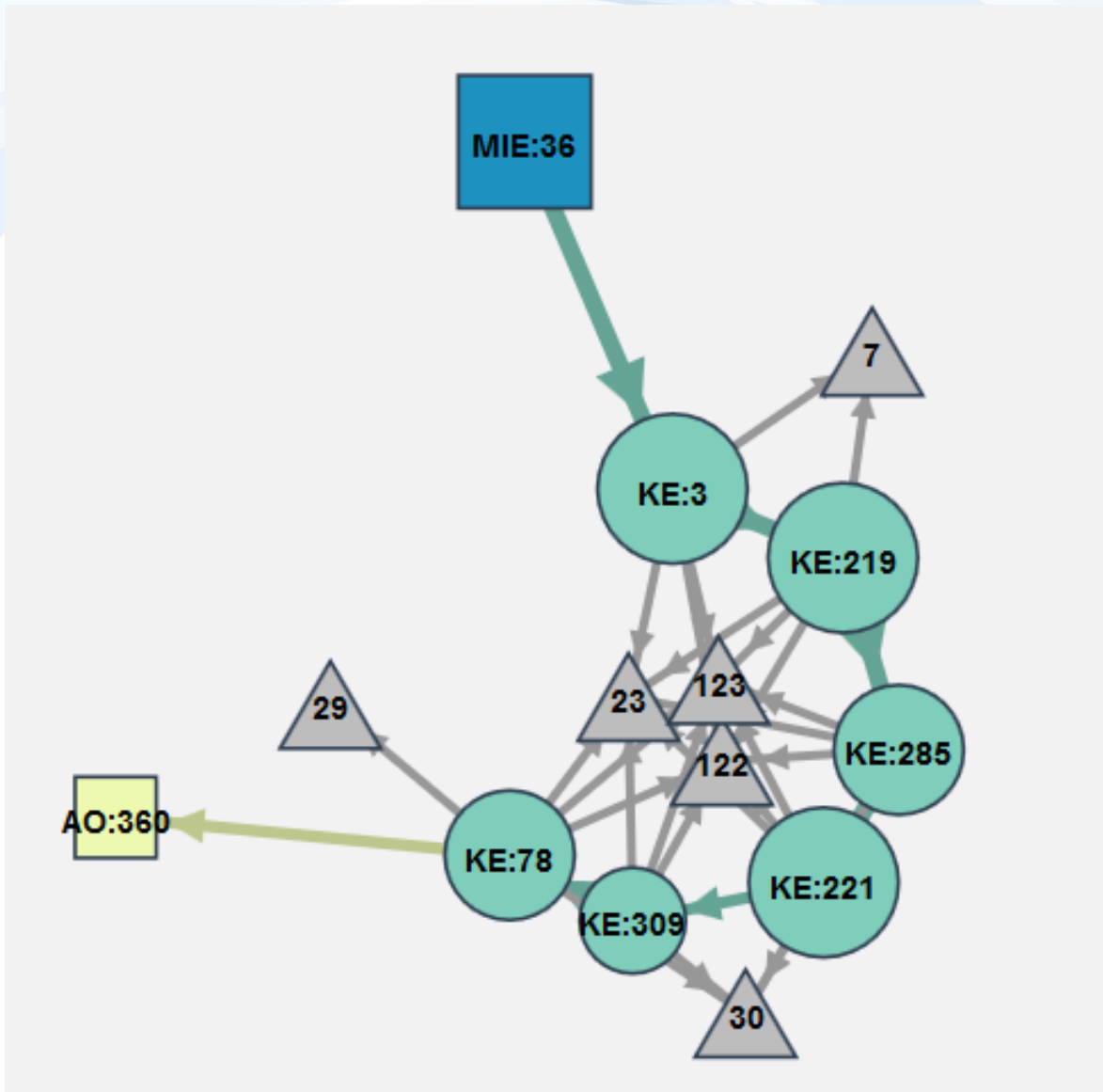



Fig. 3. An adverse outcome pathway in fish [2,50]. Aromatase inhibitor example. (A) Aromatase inhibition by fadrozole; (B) Reduction in circulating estradiol; (C) Reduction in circulating vitellogenin (Vtg); (D) Histopathology of ovarian tissue, top panel normal ovary, bottom panel fadrozole treated; note oocyte atresia; (E) Adverse outcome on egg production–fecundity (© Elsevier, Used with permission,)


Environmental Toxicology and Chemistry, Vol. 30, No. 1, pp. 64–76, 2011


# Aromatase inhibition leading to reproductive dysfunction (in fish)


<https://aopwiki.org/wiki/index.php/Aop:25>





MIE  MIE:1

KE  KE:2

AO  AO:3

Other AOP including this KE  57

Indirect relationship 

Direct relationship 

\*Size of node reflects essentiality of event

\*Width of line reflects strength of evidence for relationship







International QSAR Foundation  
**Effectopedia**  
The Online Encyclopedia of Adverse Effect Pathways

- <http://www.effectopedia.org/> -> link to program download
- Visually Expresses AOPs in their **biological context**:
  - Life-stage, Taxonomy, Gender, Time-to-effect..
- **Quantitative Relationships**
- **ADME** (Absorption, Distribution, Metabolism, Excretion)
- Open-knowledge, crowd-sourcing
- Formal approval not required to enter / modify
- Credit to authors / reviewers
- Even fragments of information are welcome (any contribution)
- Export<->Import from/to AOP Wiki & others

## Related Projects & Studies & Databases

- **TOXNET** - <http://toxnet.nlm.nih.gov/>
  - searching databases on toxicology, hazardous chemicals, environmental health, and toxic releases
- **Tox21** - <http://www.epa.gov/ncct/Tox21/>
  - 10,000 chemicals
  - 14 concentrations, 4 logs, 3 replicates
  - 1536 well plates, 2-8 uL volumes
  - 50+ assays
- **ToxCast** - <http://www.epa.gov/ncct/toxcast/>
  - App. 2000 chemicals
  - 700+ assay, 300 signaling pathways
  - DATA AVAILABLE iCSS Dashboard
    - <http://actor.epa.gov/dashboard>
    - <http://ww.epa.gov/ncct/toxcast/data.html>



## Related Projects & Studies & Databases

- **ToxRefDB** (Toxicity Reference Database)
  - *in vivo* toxicological data
  - <http://actor.epa.gov/toxrefdb/faces/Home.jsp>
- **ExpoCast**
  - information on human exposures
  - <http://www.epa.gov/ncct/expocast/>
- **Human Toxome Project**
  - information on human exposures
  - <http://www.ewg.org/sites/humantoxome/>
- **Agriculture Health Study**
  - Occupational Exposure to Pesticides – a cohort study
  - <http://aghealth.nih.gov/>

# Summary

- **Toxicology is about doses**

- The goal is LD(LC)50 or NOAEL/NOEC



- **Legislation defines**

... what assays and how to do them

- About 30 assays
- The most widely used standard - OECD Guidelines for Testing of Chemicals



- **Replacing „black box“ in traditional testing**

- Synthesis of mechanistic and omics data
- Adverse Outcome Pathways
- Strategically supported by OECD, EU, USA



Do we need testing with animals?

Are there alternatives





# 3Rs



**REPLACEMENT**



**REDUCTION**



Online Computer Simulations and Applications



cetocoen



**REFINEMENT**



# Why doing replacement, reduction, refinement?

- Because activists put pressure to do so?
  - Because animal welfare is a concern for EU citizen?
  - Because animal testing is “bad” and “alternatives” are good?
  - Because I will get “better” results?
  - Because it is cutting edge technologies?
  - Because I have to? E.g. EU law directive 2010/63/eu, ban on animal testing for cosmetics
- 3Rs are driven by EU laws, little by Member States.
- Scientific agenda is not driven enough by scientists itself...
- Academia is in general more reactive than proactive e.g. stop vivisection's ECI

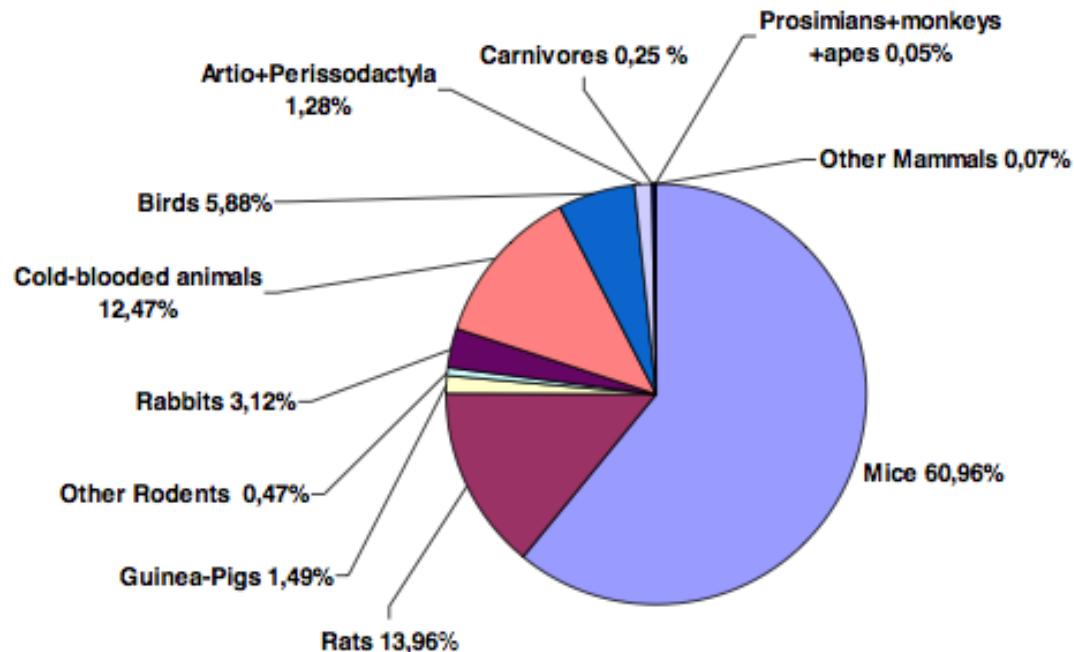
# European Policies on 3Rs



ENVIRONMENT

## DIRECTIVE 2010/63/EU OF THE EUROPEAN PARLIAMENT AND OF THE COUNCIL of 22 September 2010 on the protection of animals used for scientific purposes

**Figure 1.1**  
**Percentages of animals used by classes in the Member States**



# Use of animals in EU (2011)

**Table 1.0: Changes in species number and proportion between 2008 and 2011**

Species	Number of animals in EU 27	Number of animals in EU 27	Change since 2008	% change by species	
	2008	2011			
1.a	Mice ( <i>Mus musculus</i> )	7122188	6999312	-122876	-1,73
1.b	Rats ( <i>Rattus norvegicus</i> )	2121727	1602969	-518758	-24,45
1.c	Guinea-Pigs ( <i>Cavia porcellus</i> )	220985	171584	-49401	-22,35
1.d	Hamsters ( <i>Mesocricetus</i> )	32739	25251	-7488	-22,87
1.e	Other Rodents (other Rodentia)	39506	28465	-11041	-27,95
1.f	Rabbits ( <i>Oryctolagus cuniculus</i> )	333213	358213	25000	7,50
1.g	Cats ( <i>Felis catus</i> )	4088	3713	-375	-9,17
1.h	Dogs ( <i>Canis familiaris</i> )	21315	17896	-3419	-16,04
1.i	Ferrets ( <i>Mustela putorius furo</i> )	3208	2540	-668	-20,82
1.j	Other Carnivores	2853	4982	2129	74,62
1.k	Horses, donkeys and cross-breeds ( <i>Equidae</i> )	5976	6686	710	11,88
1.l	Pigs ( <i>Sus</i> )	92813	77280	-15533	-16,74
1.m	Goats ( <i>Capra</i> )	3840	2907	-933	-24,30
1.n	Sheep ( <i>Ovis</i> )	30190	28892	-1298	-4,30
1.o	Cattle ( <i>Bos</i> )	33952	30914	-3038	-8,95
1.p	Prosimians ( <i>Prosimia</i> )	1261	83	-1178	-93,42
1.q	New World Monkeys ( <i>Ceboidea</i> )	904	700	-204	-22,57
1.r	Old World Monkeys ( <i>Cercopithecoidea</i> )	7404	5312	-2092	-28,25
1.s	Apes ( <i>Hominoidea</i> )	0	0	0	0,00
1.t	Other Mammals (other <i>Mammalia</i> )	5704	7888	2184	38,29
1.u	Quail ( <i>Coturnix coturnix</i> )	9626	5614	-4012	-41,68
1.v	Other birds (other <i>Aves</i> )	754485	669451	-85034	-11,27
1.w	Reptiles ( <i>Reptilia</i> )	4101	3824	-277	-6,75
1.x	Amphibians ( <i>Amphibia</i> )	61789	29583	-32206	-52,12
1.y	Fish ( <i>Pisces</i> )	1087155	1397462	310307	28,54
1.z	TOTAL	12001022	11481521	-519501	-4,33



### TSAR : Tracking System for Alternative test methods Review, Validation and Approval in the Context of EU Regulations on Chemicals

<b>The Process</b>
+ Review and Validation
+ Regulatory Approval
<b>Validation of Methods</b>
<b>Approval of Methods</b>
- Skin Corrosion
TER
EpiSkin™
EpiDerm™
SkinEthic™ RHE
EST-1000™
CORROSITEX
+ Skin Irritation
- Eye Irritation
BCOP
ICE
IRE
HET-CAM
CM
FL
LVET
+ Skin Sensitisation
+ Mutagenicity
+ Acute Systemic Toxicity
+ Repeated Dose Toxicity
+ Reproductive Toxicity
+ Other
+ Acute Toxicity to Fish

**TSAR** is a tool to provide a transparent view on the status of **alternative methods** as they progress from purely scientific protocols submitted for pre-validation to being actively used in a regulatory context.

This tracking system intends to cover all steps, from the initial submission for pre-validation until final adoption by inclusion in the EU legislation and/or related Guidance Documents, when appropriate. It is worth mentioning that not all alternative methods will or need to be included in the Test Methods regulation (TMR, Commission Regulation (EC) No 440/2008 of 30 May 2008), as this Regulation only contains relevant methods for the assessment of properties of chemicals that fall directly under its remit (see below some links to relevant legislation that contains data requirements). In addition to TMR, a number of methods are used on a day to day basis in a regulatory context through other product related guidance, as part of intelligent testing strategies or as pre-screening methods. Regardless of the way of implementation, they all contribute to the replacement, reduction and refinement of the use of animals in scientific procedures.

The process of validation and regulatory approval has been broken down into a number of steps. Although this is a continuous process that may, sometimes, also involve some iterations, for practical reasons it has been broken down in two parts:

**A) Review and Validation.**

**B) Regulatory Approval** ([see simplified scheme for alternative methods](#)).

These have, on its turn, been broken down into several stages. An explanation of each stage can be found by clicking on the submenus of the "**The Process**" menu on the left side of the screen.

The methods whose status of validation or regulatory acceptance are tracked here have been grouped by the relevant endpoint they cover, as can be seen in the left side menus.

However, currently, the system only contains information tracking specific alternative methods in terms of the [regulatory approval part](#) from the stage "Validation statement" onwards. The remaining parts of the TSAR web site dealing with the other stages in the process of validation and regulatory approval are under construction and it is foreseen that they will be added in the near future. Some other utilities as site searching capabilities will also be added in future.

The drop-down menus on the left hand side of the screen allow the user to display the information on individual alternative methods by just clicking on them.

The test methods have been classified according to a simple colour code:

**Green:** Already in the EU legislation or other regulatory use.

**Orange:** Undergoing process to be incorporated in the EU regulatory context.

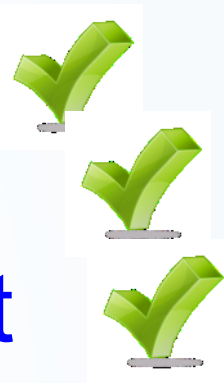
**Purple:** No regulatory use identified.

- >60 3Rs Tests submitted to ECVAM since 2008 (update 01/2015)
- 10 validated or ongoing validation => Prioritisation!




# • VALIDATION

- MoA
- Reliable
- Relevant



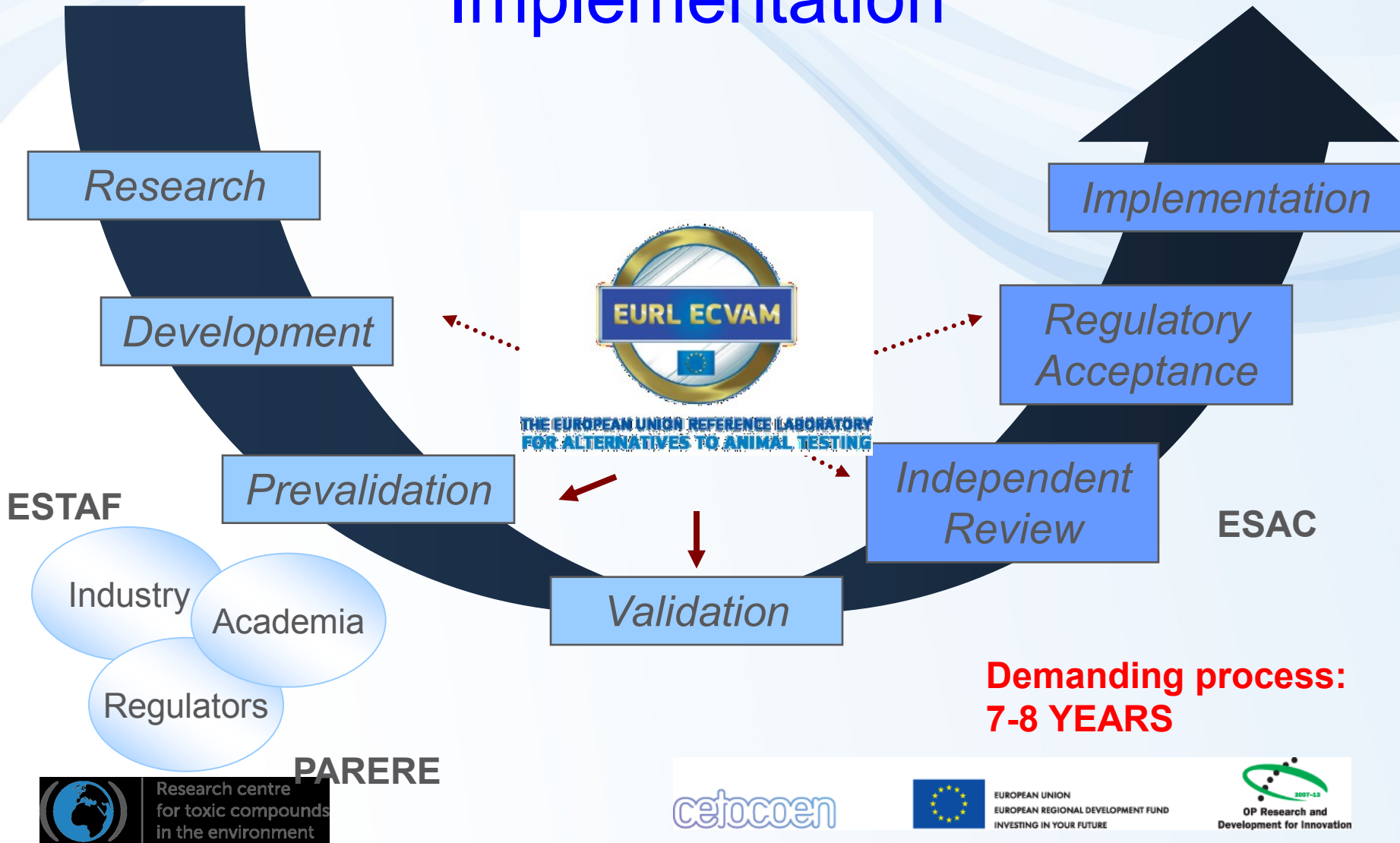
Substance  
Tested



e.g. endocrine  
disruptors receptor  
binding



# Alternative Methods – R&D to Implementation



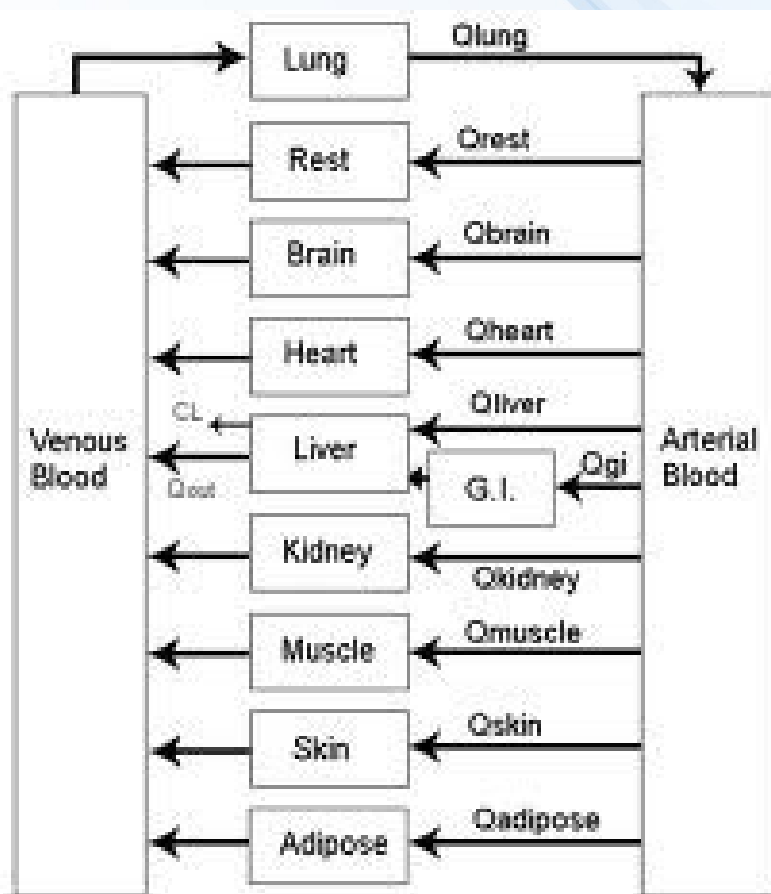
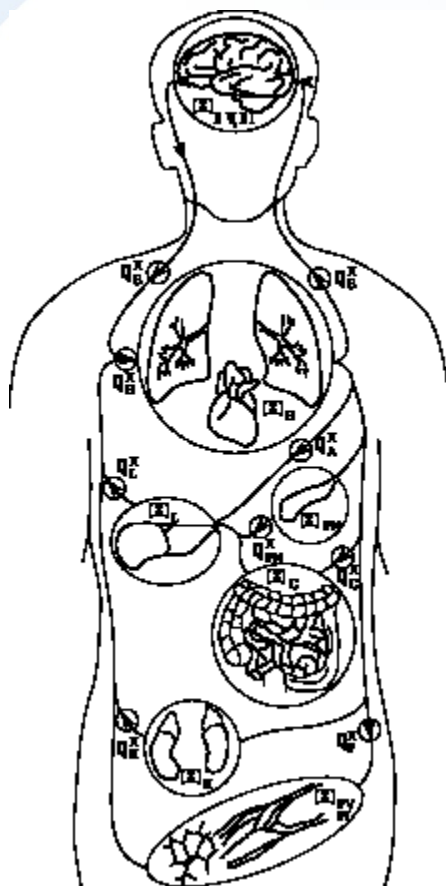
# COMPUTATIONAL (ECO)TOXICOLOGY



# PBPK models

PBPK (PBTK)

Physiologically based pharmacokinetic (toxicokinetic) models



Fragmentation of a complex system to „boxes“

→ All Processes described by arrows (mathematical equations)

# Example – computational toxicology for EDCs

Li et al. *BMC Systems Biology* 2011, 5:63  
<http://www.biomedcentral.com/1752-0509/5/63>



RESEARCH ARTICLE

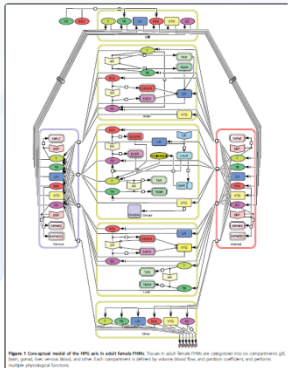
Open Access

## A computational model of the hypothalamic - pituitary - gonadal axis in female fathead minnows (*Pimephales promelas*) exposed to 17 $\alpha$ -ethynylestradiol and 17 $\beta$ -trenbolone

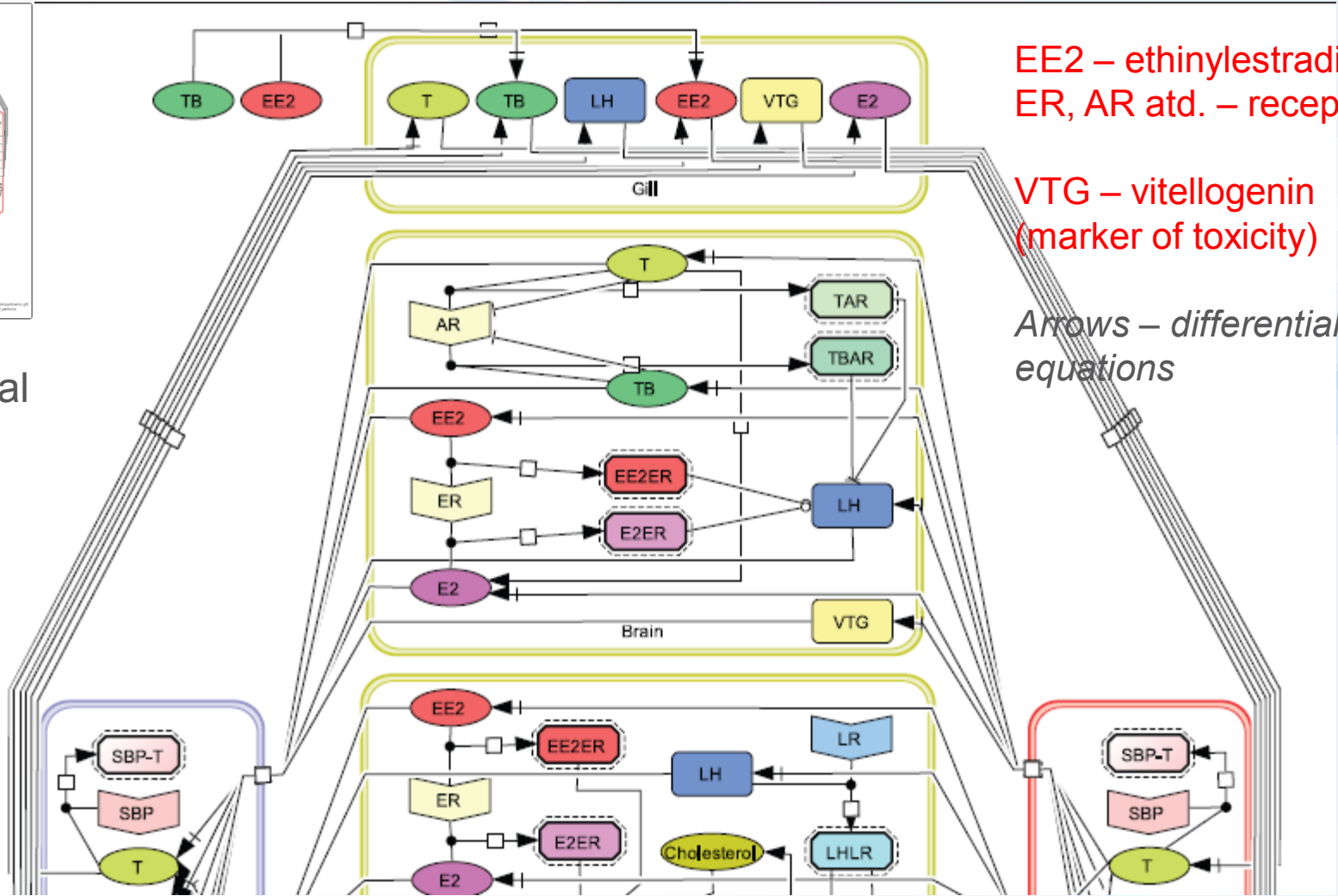
Zhenhong Li<sup>1</sup>, Kevin J Kroll<sup>2</sup>, Kathleen M Jensen<sup>3</sup>, Daniel L Villeneuve<sup>3</sup>, Gerald T Ankley<sup>3</sup>, Jayne V Brian<sup>4</sup>, María S Sepúlveda<sup>5</sup>, Edward F Orlando<sup>6</sup>, James M Lazorchak<sup>7</sup>, Mitchell Kostich<sup>7</sup>, Brandon Armstrong<sup>8</sup>, Nancy D Denslow<sup>2</sup> and Karen H Watanabe<sup>1\*</sup>



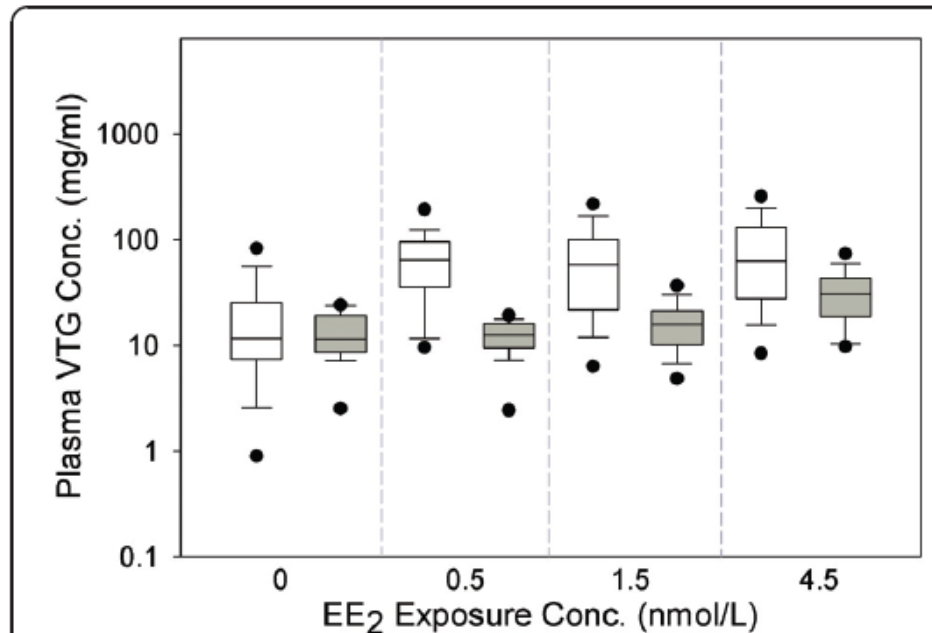
# Li (2011) BMC Systems Biology



Conceptual model



# Li (2011) BMC Systems Biology



**Figure 6** Comparison of model predictions with measured data in female FHM<sub>s</sub> exposed to EE<sub>2</sub>.  $n = 28$  at each sampling time.

White boxes represent model predictions, and grey boxes represent measured data [42]. The x-axis represents EE<sub>2</sub> concentrations in ng/L. The solid line within the box marks the median; the boundary of the box farthest from zero indicates the 75<sup>th</sup> percentile; the boundary of the box closest to zero indicates the 25<sup>th</sup> percentile; the whisker (error bar) farthest from zero marks the 90<sup>th</sup> percentile; whisker (error bar) closest to zero marks the 10<sup>th</sup> percentile; the circle farthest from zero marks the 95<sup>th</sup> percentile; and the circle closest to zero marks the 5<sup>th</sup> percentile.

Results:

MODELLED (white)  
Vs  
MEASURED (grey)

...good comparable

# Update – quantitative mechanistic/computational toxicology



 OPEN ACCESS  PEER-REVIEWED

RESEARCH ARTICLE

## A Computational Model of the Rainbow Trout Hypothalamus-Pituitary-Ovary-Liver Axis

Kendall Gillies, Stephen M. Krone, James J. Nagler, Irvin R. Schultz 

Published: April 20, 2016 • <https://doi.org/10.1371/journal.pcbi.1004874>

4 Save	1 Citation
1,656 View	4 Share

<b>Article</b>	Authors	Metrics	Comments	Related Content
----------------	---------	---------	----------	-----------------

[Download PDF](#) 

[Print](#) [Share](#)

 Check for updates

[Abstract](#)

[Author Summary](#)

[Introduction](#)

[Methods](#)

### Abstract

Reproduction in fishes and other vertebrates represents the timely coordination of many endocrine factors that culminate in the production of mature, viable gametes. In recent years

### Subject Areas



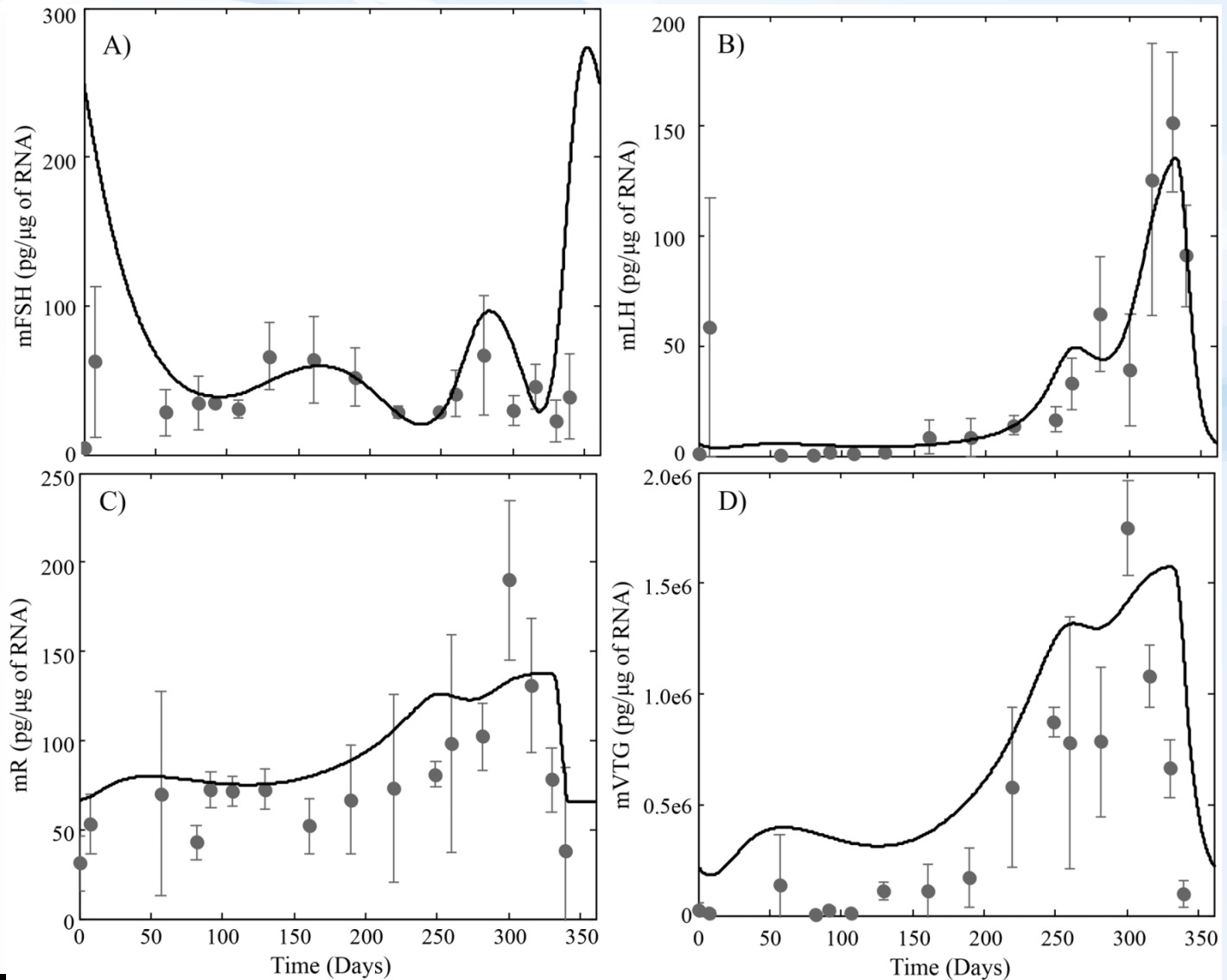
EUROPEAN UNION  
EUROPEAN REGIONAL DEVELOPMENT FUND  
INVESTING IN YOUR FUTURE





# Update – quantitative mechanistic/computational toxicology

Fig 3. HPOL **model predictions** for (A) pituitary levels of FSH $_{\beta}$  subunit mRNA, (B) pituitary levels of LH $_{\beta}$  subunit mRNA, (C) Hepatic levels of E2 receptor mRNA and (D) Hepatic levels of VTG mRNA  
**Observed data** (dark grey circles; mean TG mRn = 3)





*Global Climate Change*

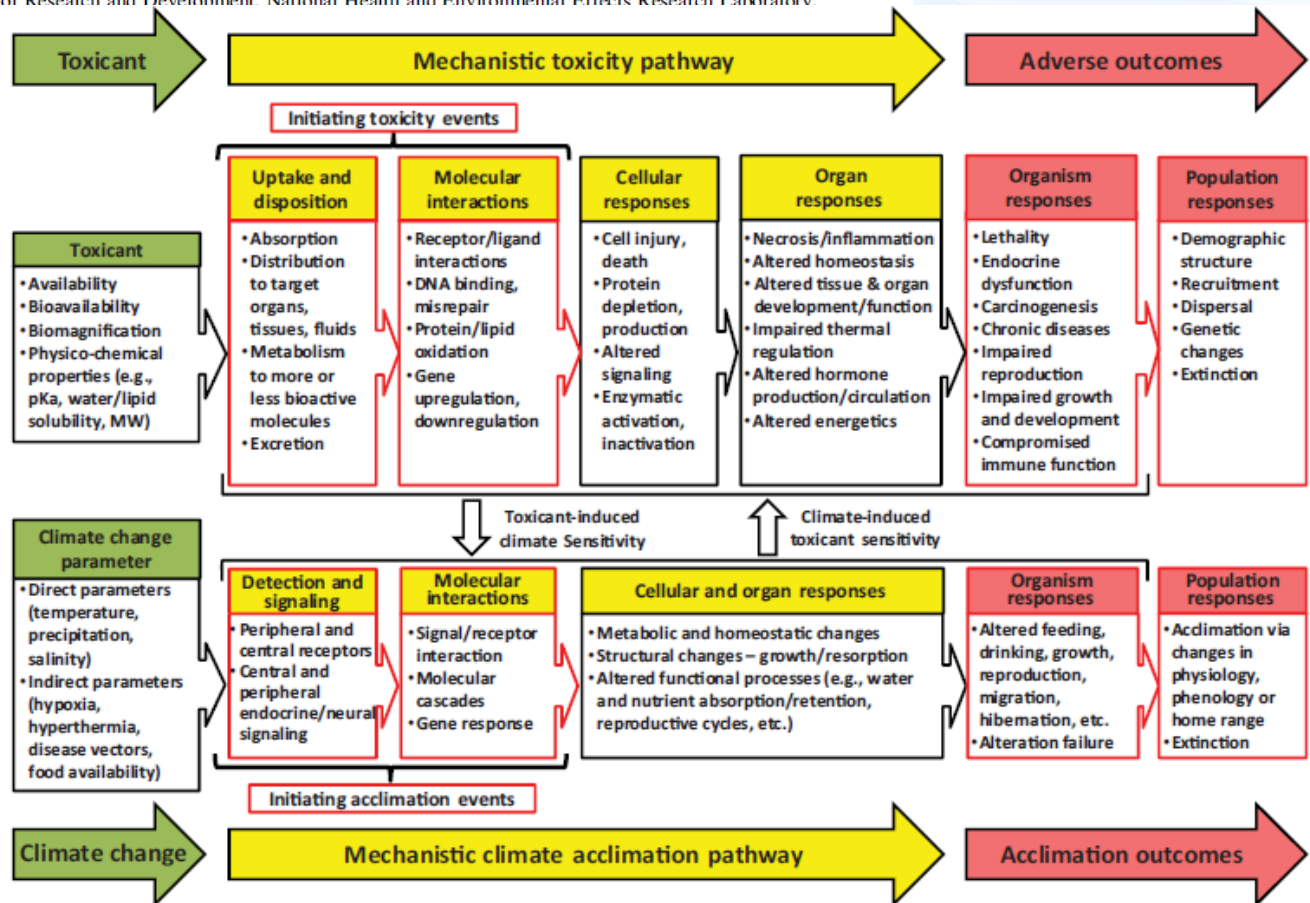
**INTERACTIONS BETWEEN CHEMICAL AND CLIMATE STRESSORS: A ROLE FOR MECHANISTIC TOXICOLOGY IN ASSESSING CLIMATE CHANGE RISKS**

MICHAEL J. HOOPER,<sup>\*†</sup> GERALD T. ANKLEY,<sup>‡</sup> DANIEL A. CRISTOL,<sup>§</sup> LINDLEY A. MARYOUNG,<sup>||</sup>  
 PAMELA D. NOYES,<sup>#</sup> and KENT E. PINKERTON<sup>††</sup>

<sup>†</sup>U.S. Geological Survey, Columbia Environmental Research Center, Columbia, Missouri

<sup>‡</sup>U.S. Environmental Protection Agency, Office of Research and Development, National Health and Environmental Effects Research Laboratory

<sup>§</sup>Institute for Integrative Bird Behavior  
<sup>||</sup>Department of  
<sup>#</sup>Nicholas School of the Environment  
<sup>††</sup>Center for Health, Behavior and Society



*Global Climate Change*

INTERACTIONS BETWEEN CHEMICAL AND CLIMATE STRESSORS: A ROLE FOR MECHANISTIC TOXICOLOGY IN ASSESSING CLIMATE CHANGE RISKS

MICHAEL J. HOOPER,\*† GERALD T. ANKLEY,‡ DANIEL A. CRISTOL,§ LINDLEY A. MARYOUNG,|| PAMELA D. NOYES,# and KENT E. PINKERTON††

†U.S. Geological Survey, Columbia Environmental Research Center, Columbia, Missouri

‡U.S. Environmental Protection Agency, Office of Research and Development, National Health and Environmental Effects Research Laboratory, Mid-Continent Ecology Division, Duluth, Minnesota

§Institute for Integrative Bird Behavior Studies, Department of Biology, The College of William and Mary, Williamsburg, Virginia, USA

||Department of Environmental Sciences, University of California, Riverside, California, USA

#Nicholas School of the Environment, Duke University, Durham, North Carolina, USA

††Center for Health and the Environment, University of California at Davis, Davis, California, USA

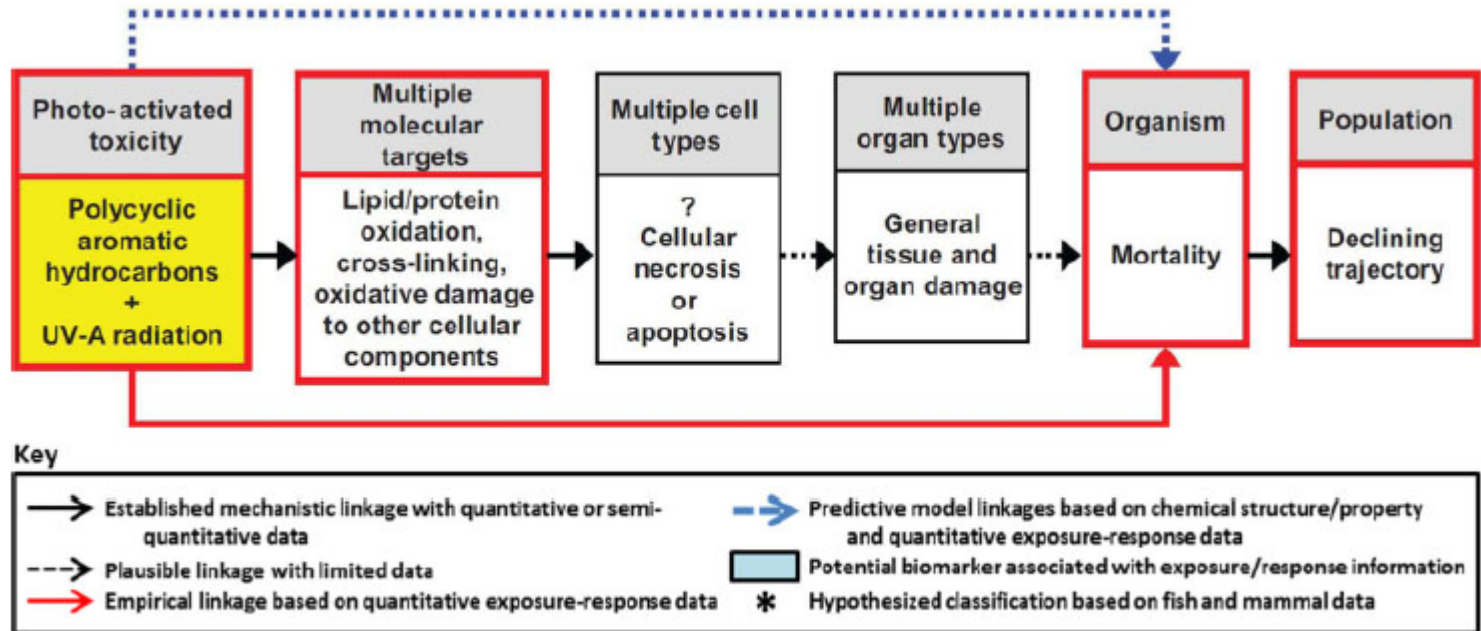


Fig. 2. Adverse outcome pathway of the interaction of ultraviolet radiation with polycyclic aromatic hydrocarbons. With permission from Ankley et al. [14]. [Color figure can be seen in the online version of this article, available at wileyonlinelibrary.com.]



## Closing remarks

- Ecotoxicology is exciting **science!**
- **Interface:** science and society
- Many **opportunities**
- Sometimes **hard work**  
10% inspiration and 90% „perspiration“



- Be **creative:** move frontiers
- **Keep the purpose** in mind
- **Be critical:** do not accept perceptions as facts
- **Speak up:** you have something to say!