

S_1 ... red map \mathcal{D}_1 DCEL

S_2 ... blue map \mathcal{D}_2 DCEL

$S = \mathcal{O}(S_1, S_2)$ we want to get \mathcal{D} DCEL
for the overlap

Algorithm has 2 steps

0. Put tables for vertices and edges of \mathcal{D}_1 and \mathcal{D}_2 into \mathcal{D} without changes.
1. Using segment intersection algorithm modify the tables for vertices and edges in \mathcal{D} to be correct.
2. Create the table for faces. Moreover, for every face bind red and blue faces in which it lies.

Details to be found in the diploma thesis of Dominik Jandri - see IS.

Step 1 We take blue and red segments

that their intersections are

- empty
- one point
- the whole segment

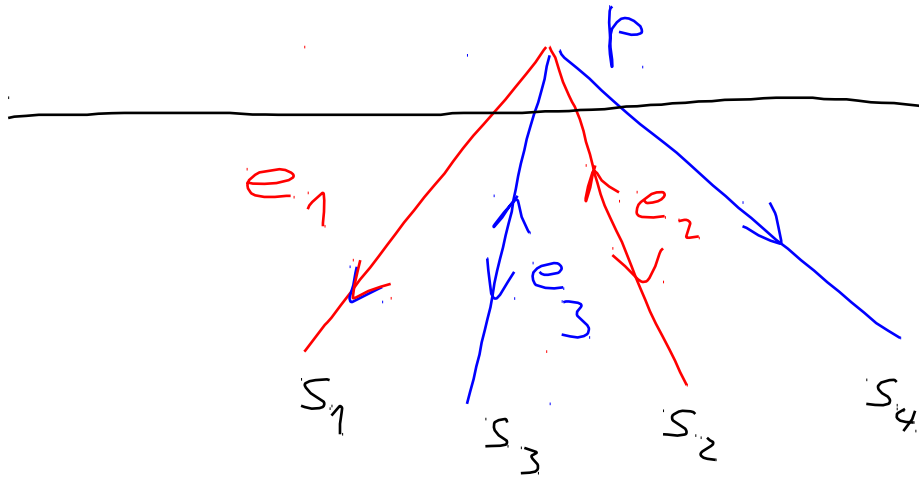
Now we carry out sweep line method computing only intersections of red and blue segment.

Moreover, we do changes in the tables in \mathcal{D} .

p is an event

$$(A) C(p) = \emptyset$$

in the tables for vertices and edges of \mathcal{D} we will not add another time, we only change records for next and previous edges.

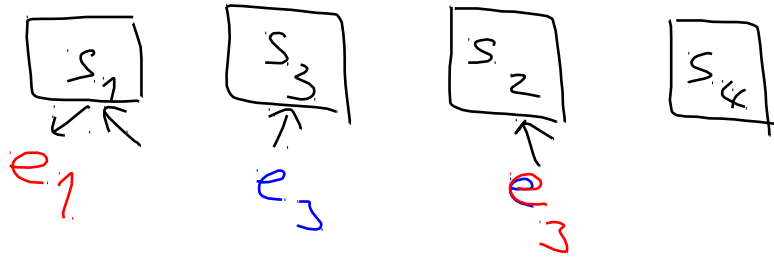


Original table

per ~~table~~
 e_1 e_2

Modification

e_1 per e_3



Red and blue edge cross in the inner point

- see e-learning

2nd step - finding faces of overlap

Every face (bounded) is determined by its outer boundary which we called outer cycle.

We find all cycles.

We have to distinguish between inner and outer cycles.

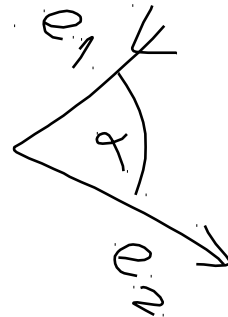
decide about the sign

$$\det \begin{pmatrix} e_{1x} & e_{2x} \\ e_{1y} & e_{2y} \end{pmatrix} > 0 \quad \alpha < 180^\circ$$

$$< 0 \quad \alpha > 180^\circ$$



$$\det \begin{pmatrix} 1 & 0 \\ 0 & 1 \end{pmatrix} = 1 > 0$$



Now we have outer cycles, inner cycles and one fictional cycle for unbounded face called C_∞ .

We need to find which inner cycles belong to which outer cycles.

Picture 3.7

Let us construct an abstract graph

its nodes (vertices) are cycles C_j

edges are "connections" described by the picture 3.7.

Every component of the graph G (see picture 3.8) contains just one outer cycle and determines just one face in the overlap.

We can make the table for faces.

Last task. To find for every new face f faces f_1 and f_2 from the red and the blue map, respectively, in which f lies.


Two cases

- simple one f has a red and a blue edge in its cycles.
Then corresponding adjacent faces are f_1 and f_2 .

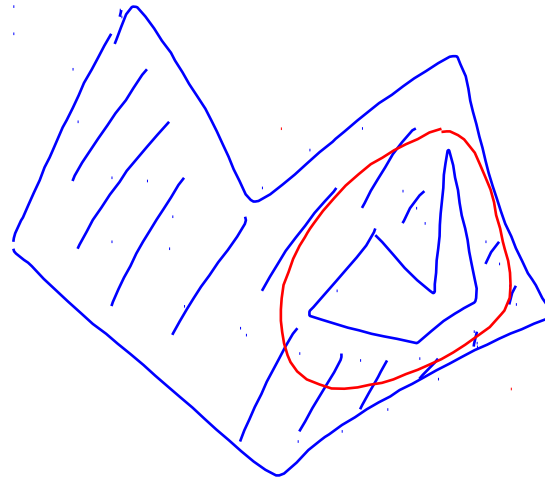
- if f is unbounded then f_1 and f_2 are unbounded faces in the red and the blue map
- if the previous cases do not occur we take the most left point of the outer cycle of f and proceed according to the picture 3.10.

Application To find intersections and unions of polygons (non convex).

We take polygons without "holes" - they are called simply connected. It means that every closed ^(curve) can be shrunk into point.



simply connected



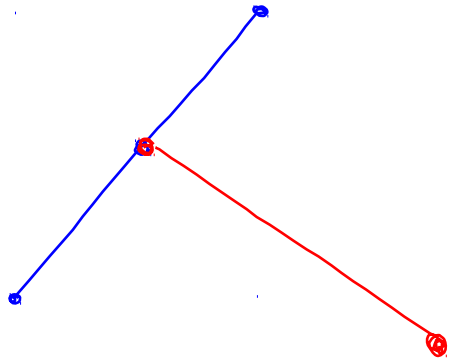
not simply connected

Simply connected polygon

- planar subdivision with only two faces
bounded f_1 and unbounded f_2 .

Intersection of two polygons is the union of faces of the overlap which appear in bounded faces of both polygons.

Union of two polygons is the union of faces which lie either in the red bounded face or the blue bounded face = complement of the unbounded face.



Theorem The complexity of the algorithm is $O((n+l) \log n)$

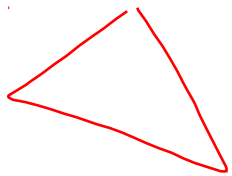
where $n = n_1 + n_2$, n_1 complexity of S_1
 l complexity of the overlap.

Triangulations of polygons

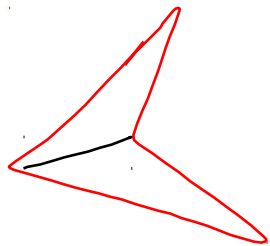
We consider a simply connected generally non convex polygon. We want to divide it into triangles ~~with~~ with vertices in the vertices of the polygon.

Theorem: Every polygon has a triangulation.

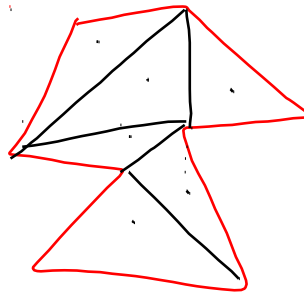
If the polygon has n edges, then the number of triangles is $n - 2$.



$n = 3$ triangles



$n = 4$ 2



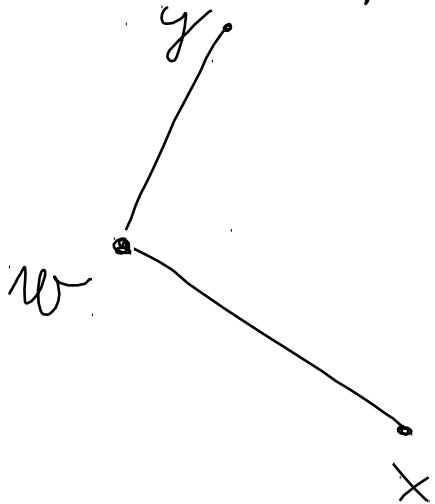
$n = 8$ 6

Proof: $n = 3$ clear

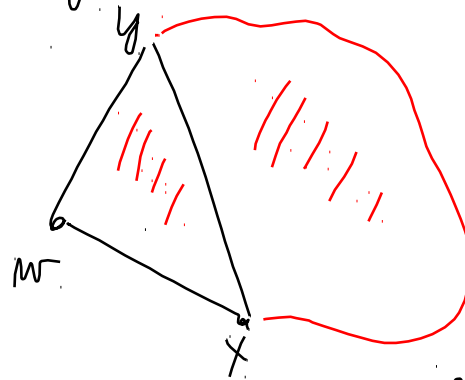
Suppose that the statement is true for all $k < n$
 $3 \leq k$

Consider the polygon with n edges.

Consider most left vertex w .



1) xy lies in the polygon



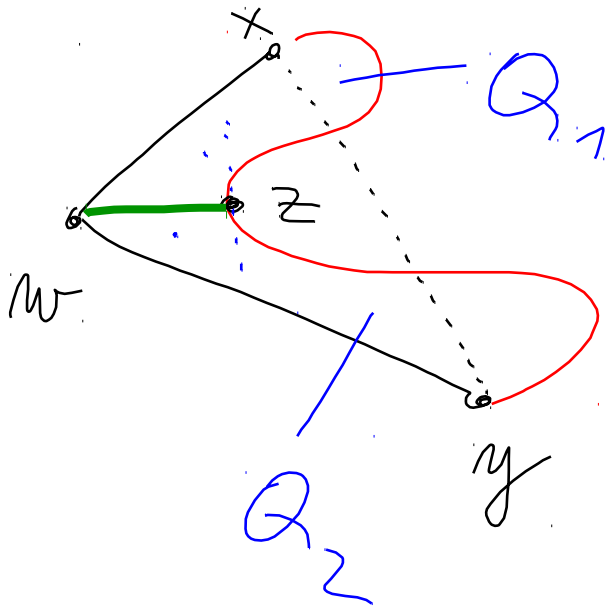
Without w we get
 $(n-1)$ -polygon.

The statement per it
is true.

Number of triangles for
 n -polygon is

$$\left\{ \begin{array}{l} (n-1) - 2 \\ \text{without } w \end{array} \right\} + 1 = n - 2$$

If not the case



On the red boundary take the vertex z which is the closest to w .

I assert that wz lies in the interior of the polygon.

wz divides the n -polygon into two polygons with n_1 and n_2 vertices

$$n_1 + n_2 = n + 2$$

Now we know that

triangulation of Q_1 has $n_1 - 2$ triangles

of Q_2 has $n_2 - 2$ triangles

All together we have

$$\left. \begin{array}{l} n_1 - 2 + n_2 - 2 = \\ = n_1 + n_2 - 4 = n - 2 \end{array} \right\}$$