



E0320

Udržitelný rozvoj - globální výzvy a souvislosti



1972

Rozvoj společnosti – co je to?

V Česku se žije líp než v USA, v kvalitě života jsme 24. ze 149 zemí

18. září 2019 7:17, aktualizováno 8:42



Česko je v kvalitě života podle nového indexu společnosti Deloitte na 24. místě. Společnost sestavuje žebříček ze 149 hodnocených zemí. Oproti loňsku si Česká republika polepšila o dvě příčky, je i před USA. Prvenství udrželo Norsko, na druhé místo poskočilo Dánsko, bronz obhájilo Švýcarsko. Nejhůř se žije lidem v Africe.



ilustrační snímek | foto: Jan Pešek, MF DNES

Na konci hodnocení se umístily africké státy Čad či Středoafriická republika a poslední je Jižní Súdán. Žebříček sestavuje společnost [Deloitte](#) každoročně s

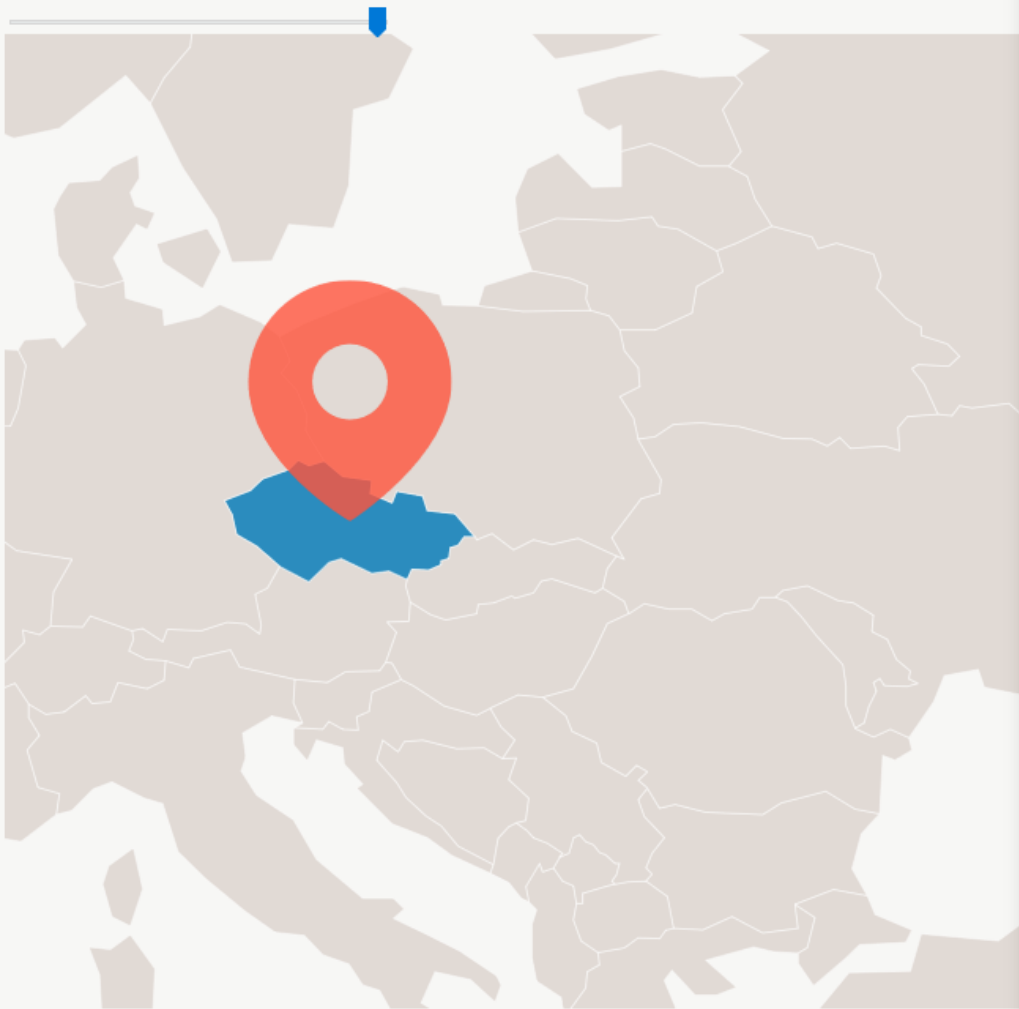
Reklama

19/10/2019 O₂ arena

ČESKÝ
MEZIDAN
S IMPULSEM



Czech Republic



SOCIAL PROGRESS SUMMARY



Czech Republic

Score

Rank

84.36

24

[See scorecard](#)

Dimensions



Highest component scores

Water and Sanitation	99.71
Nutrition and Basic Medical Care	98.11
Shelter	97.34
Access to Basic Knowledge	96.77
Personal Rights	92.71

Lowest component scores

Inclusiveness	59.85
Access to Advanced Education	64.60
Environmental Quality	72.88
Health and Wellness	78.27
Personal Freedom and Choice	81.74

[See scorecard](#)

[<> Embed](#)

[Download map](#)

Social Progress Tier



incomplete

Czech Republic ▾

Social Progress Index
GDP PPP per capita

score/value
84.36/100
\$33,414

rank
24/149
30/149



The scorecard highlights a country's relative strengths and relative weaknesses compared to 15 peer countries with a similar GDP per capita. Elements of the Social Progress Index are marked with a blue dot where the country performs comparatively well, a red dot where it performs relatively poorly, a yellow dot where its performance is average for its peer group, and a gray dot when there isn't sufficient data to make a judgment. Elements marked with a blue ring are areas where the country slightly over-performs while areas where the country slightly under-performs are marked with a red ring.

	score/ value	rank	strength/ weakness		score/ value	rank	strength/ weakness		score/ value	rank	strength/ weakness
Basic Human Needs	95.85	15		Foundations of Wellbeing	82.52	31		Opportunity	74.72	24	
Nutrition and Basic Medical Care	98.11	17		Access to Basic Knowledge	96.77	13		Personal Rights	92.71	30	
Undernourishment	2.50	1		Adult literacy rate	99.00	1		Political rights	36.00	31	
Maternal mortality rate	5.42	15		Primary school enrollment	No data			Freedom of expression	0.93	27	
Child mortality rate	3.30	12		Secondary school enrollment	91.00	33		Freedom of religion	3.46	79	
Child stunting	3.77	26		Gender parity in secondary enrollment	1.01	1		Access to justice	0.95	21	
Deaths from infectious diseases	18.36	27		Access to quality education	3.75	9		Property rights for women	4.88	7	
Water and Sanitation	99.71	17		Access to Information and Communications	82.15	43		Personal Freedom and Choice	81.74	21	
Access to at least basic drinking water	99.88	27		Mobile telephone subscriptions	119.01	1		Vulnerable employment	13.91	45	
Access to piped water	99.88	21		Internet users	78.72	36		Early marriage	0.00	1	
Access to at least basic sanitation facilities	99.13	26		Access to online governance	0.62	85		Satisfied demand for contraception	85.20	22	
Rural open defecation	0.00	1		Media censorship	3.48	29		Corruption	59.00	33	
Shelter	97.34	20		Health and Wellness	78.27	31		Inclusiveness	59.85	37	
Access to electricity	100.00	1		Life expectancy at 60	22.12	47		Acceptance of gays and lesbians	43.59	38	
Quality of electricity supply	6.50	17		Premature deaths from non-communicable diseases	295.47	50		Discrimination and violence against minorities	4.80	47	
Household air pollution attributable deaths	0.96	44		Access to essential services	88.61	29		Equality of political power by gender	2.24	57	
Access to clean fuels and technology for cooking	97.13	42		Access to quality healthcare	3.53	21		Equality of political power by socioeconomic position	2.57	42	
Personal Safety	88.25	16		Environmental Quality	72.88	50		Equality of political power by social group	3.05	32	
Property crime rate	0.61	11		Outdoor air pollution attributable deaths	27.47	76		Access to Advanced Education	64.60	10	
Perceived criminality	2.00	8		Greenhouse gas emissions	396.16	67		Years of tertiary schooling	2.93	47	
Political killings and torture	0.95	15		Biome protection	17.00	1		Women's average years in school	12.60	16	
Traffic deaths	7.74	30						Globally ranked universities	16.00	28	
								Percent of tertiary students enrolled in globally ranked universities	65.00	5	

Jaké globální výzvy považujete za nejnaléhavější?

Výživa a základní zdravotní péče

Pitná voda a kvalitní záchody

Dostupné bydlení

Osobní bezpečnost

Dostupnost základního vzdělání

Přístup k informacím

Dostupné a kvalitní zdravotnictví (především pro ženy a děti)

Kvalita ŽP

Dostupnost vyššího vzdělání

Garance lidských práv

Svoboda a možnost volby

Inkluzivnost a rovnost mužů a žen

Total Results: 1

Jaké globální výzvy považujete za nejnaléhavější?

Výživa a základní zdravotní péče

Pitná voda a kvalitní záchody

Dostupné bydlení

Osobní bezpečnost

Dostupnost základního vzdělání

Přístup k informacím

Dostupné a kvalitní zdravotnictví (především pro ženy a děti)

Kvalita ŽP

Dostupnost vyššího vzdělání

Garance lidských práv

Svoboda a možnost volby

Inkluzivnost a rovnost mužů a žen

Jaké globální výzvy považujete za nejnaléhavější?

Výživa a základní zdravotní péče

Pitná voda a kvalitní záchody

Dostupné bydlení

Osobní bezpečnost

Dostupnost základního vzdělání

Přístup k informacím

Dostupné a kvalitní zdravotnictví (především pro ženy a děti)

Kvalita ŽP

Dostupnost vyššího vzdělání

Garance lidských práv

Svoboda a možnost volby

Inkluzivnost a rovnost mužů a žen

Home >

The Millennium Development Goals

Eight Goals for 2015



1 Eradicate extreme poverty and hunger



2 Achieve universal primary education



3 Promote gender equality and empower women



4 Reduce child mortality



5 Improve maternal health



6 Combat HIV/AIDS, malaria and other diseases



7 Ensure environmental sustainability



8 Develop a global partnership for development



Final assessment of progress toward achieving the MDGs

The most successful anti-poverty movement in history

An inspiring framework that has led to many successes in numerous development areas since 2000

The successes of the MDG agenda prove that global action works. It is the only path to ensure that the new development agenda leaves no one behind

The Millennium Development Goals Report
2015



Photo: © UNICEF/Syed Altaf Ahmad



THE MILLENNIUM DEVELOPMENT GOALS (MDGs) ARE THE MOST SUCCESSFUL GLOBAL ANTI-POVERTY PUSH IN HISTORY. AS WE APPROACH THE 2015 TARGET DATE OF THE MDGs, LET'S RALLY OUR WORLD TO STEP UP **#MDGMOMENTUM**

MDG1



ERADICATE EXTREME POVERTY AND HUNGER



EXTREME POVERTY

RATES HAVE BEEN

CUT IN

HALF

SINCE 1990

LET'S STEP UP

WORLD WIDE

1 IN 8 REMAIN HUNGRY

SHARE

#MDGMOMENTUM
WITH YOUR COMMUNITY!



Poverty rates have been more than halved

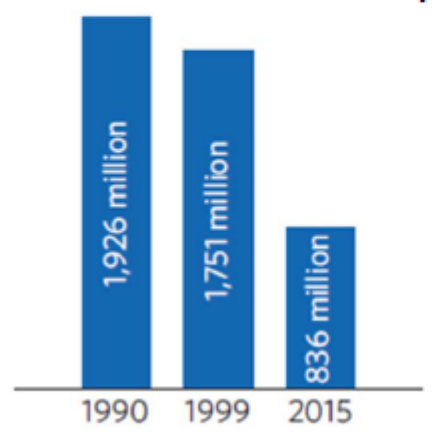
Goal: Eradicate extreme poverty and hunger

Extreme poverty rate in developing countries



In 1990, **nearly half** of the population in the developing world lived on less than \$1.25 a day; that proportion dropped to **14 per cent** in 2015.

Global number of extreme poor



This translates to over **1 billion people** lifted out of extreme poverty.

The proportion of undernourished people in the developing regions has **fallen by almost half** since 1990.

SAVING LIVES
CHANGING LIVES

Hunger Map 2019



<2,5% **<5%** **5-14,9%** **15-24,9%** **25-34,9%** **>35%** DATA NOT AVAILABLE

Prevalence of undernourishment in the total population (percent) in 2016-18

Undernourishment is defined as the condition in which an individual's habitual food consumption is insufficient to provide the amount of dietary energy required to maintain a normal, active, healthy life. The indicator is reported as the prevalence of undernourishment (PoU), which is an estimate of the percentage of individuals in the total population that are in a condition of undernourishment. To reduce the influence of possible estimation errors in some of the underlying parameters, national estimates are reported as a three-year moving average. Source: FAO, IFAD, UNICEF, WFP and WHO (2019). The State of Food Security and Nutrition in the World 2019: Safeguarding against economic slowdowns and downturns. Rome, FAO. Further information is available at <https://www.wfp.org/publications/2019-state-food-security-and-nutrition-world-2019>

The descriptions employed and the presentation of material in this map does not imply the expression of any opinion whatsoever on the part of WFP concerning the legal or constitutional status of any country, territory or sea, or concerning the delimitation of frontiers.

* A dispute exists between the governments of Argentina and the United Kingdom of Great Britain and Northern Ireland concerning sovereignty over the Falkland Islands (Malvinas).

** Dotted line represents approximately the line of Control in Jammu and Kashmir agreed upon by India and Pakistan. The final status of Jammu and Kashmir has not yet been agreed upon by the parties, see final borders between the Republic of Sudan and the Republic of South Sudan for the best determination.

— International Boundary ———— Armistice or International Administrative Line ———— Other Line of Separation - - - - - Special boundary line

Global report: Obesity bigger health crisis than hunger

By Danielle Dellorto, CNN

December 14, 2012 -- Updated 1041 GMT (1841 HKT)



Nearly 500 researchers from 50 countries looked at 20 years of health data for the Global Burden of Disease

STORY HIGHLIGHTS

- The Global Burden of Disease Report reveals a massive shift in health trends
- Worldwide, obesity has increased 82% in the last two decades
- Diseases like stroke and heart

(CNN) -- Obesity is a bigger health crisis globally than the leading cause of disabilities around the world, according to a new report published Thursday in the British medical journal *Lancet*.

Nearly 500 researchers from 50 countries compared data from 1990 through 2010 for the Global Burden of Disease

The Telegraph

Home Video News World Sport Finance Comment Culture Travel Life Women F
Women Men Cars Health Property Gardening Food History Relationships Expat
Health News Health Advice Diet and Fitness Wellbeing Expat Health Pets Health Britain

HOME > HEALTH > HEALTH NEWS

Obesity killing three times as many as malnutrition

Obesity is now killing triple the number of people who die from malnutrition as it claims more than three million lives a year worldwide, according to a landmark study.



Increasing prosperity has led to expanding waistslines in countries from Colombia to Kazakhstan, as people eat more and get less everyday exercise Photo: PA

By Stephen Adams, Medical Correspondent

5:00PM GMT 13 Dec 2012

204 Comments

With the exception of sub-Saharan Africa, eating too much is now a more serious risk to the health of populations than eating poorly, found the Global Burden of Disease study, published in a special edition of *The Lancet*.

Print this article

Share 5K

Facebook 4K

Twitter 840

Email



THE MILLENNIUM DEVELOPMENT GOALS (MDGs) ARE THE MOST SUCCESSFUL GLOBAL ANTI-POVERTY PUSH IN HISTORY.

MDG2



ACHIEVE UNIVERSAL PRIMARY EDUCATION

PRIMARY SCHOOL ENROLMENT

IN DEVELOPING REGIONS HAS

REACHED 90%



LET'S STEP UP

57 MILLION CHILDREN REMAIN OUT OF SCHOOL

SHARE

#MDGMOMENTUM WITH YOUR COMMUNITY!



2

ACHIEVE UNIVERSAL
PRIMARY EDUCATION

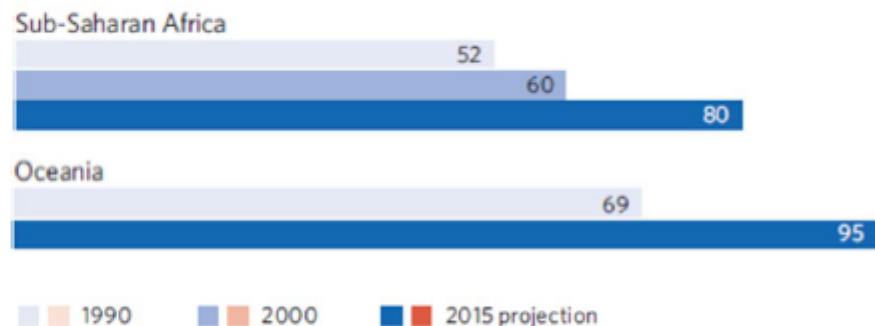
Tremendous progress has been made since 2000 in enrolling children in primary school

Goal: Achieve universal primary education

The developing regions' primary school net enrolment rate has reached **91 per cent** in 2015, up from 83 per cent in 2000.

The target is close to being reached in all regions except sub-Saharan Africa. **Greatest progress** in primary school enrolment among all developing regions **occurred in sub-Saharan Africa**.

Adjusted net enrolment rate* in primary education, sub-Saharan Africa and Oceania, 1990, 2000 and 2015 (percentage)



* Adjusted net enrolment rate is defined as the number of pupils of the official age for primary education enrolled either in primary or secondary school, expressed as a percentage of the total population in that age group.

Note: 2000 figure for Oceania is not available.



THE MILLENNIUM DEVELOPMENT GOALS (MDGs) ARE THE MOST SUCCESSFUL GLOBAL ANTI-POVERTY PUSH IN HISTORY. AS WE APPROACH THE 2015 TARGET DATE OF THE MDGs, LET'S RALLY OUR WORLD TO STEP UP **#MDGMOMENTUM**

MDG3



PROMOTE GENDER EQUALITY AND EMPOWER WOMEN

...→ THE WORLD HAS

**ACHIEVED
EQUALITY**

IN **PRIMARY
EDUCATION**
BETWEEN GIRLS AND BOYS

IN MANY
COUNTRIES

**WOMEN STILL FACE
DISCRIMINATION**

IN ACCESS TO
EDUCATION, WORK
AND PARTICIPATION
IN DECISION-MAKING.

**LET'S
STEP
UP**

SHARE **#MDGMOMENTUM**
WITH YOUR COMMUNITY!



PROMOTE GENDER
EQUALITY AND
EMPOWER WOMEN

The developing regions have reached gender parity in primary, secondary and tertiary education

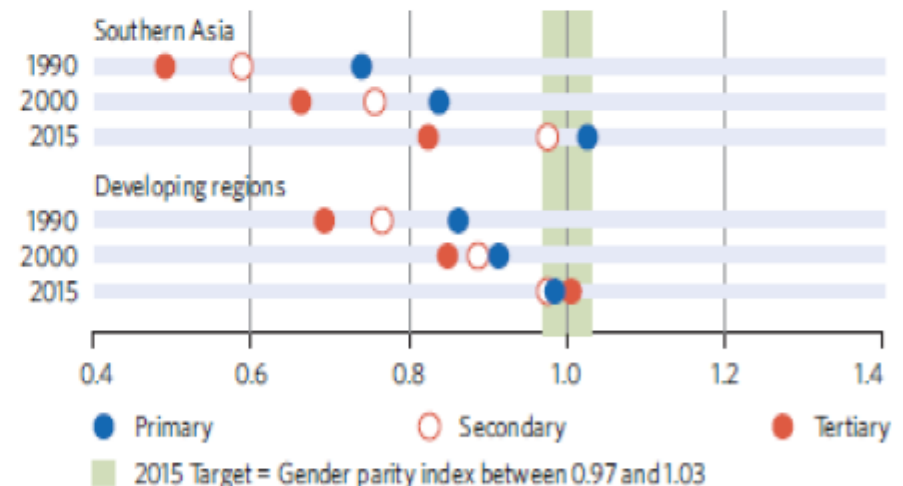
Goal: Promote gender equality and empower women

The developing regions as a whole have achieved the target to eliminate gender disparity in primary, secondary and tertiary education.

In **Southern Asia**, only 74 girls were enrolled in primary school for every 100 boys in 1990. Today, **103 girls** are enrolled for every 100 boys.

Women have gained ground in parliamentary representation in nearly 90 per cent of the 174 countries with data over the past 20 years.

Gender parity index* for gross enrolment ratios in primary, secondary and tertiary education in **Southern Asia** and the developing regions, 1990, 2000 and 2015



* The gender parity index is defined as the ratio of the female gross enrolment ratio to the male gross enrolment ratio for each level of education.



HE NAMED ME
MALALA



THE MILLENNIUM DEVELOPMENT GOALS (MDGs) ARE THE MOST SUCCESSFUL GLOBAL ANTI-POVERTY PUSH IN HISTORY.

AS WE APPROACH THE 2015 TARGET DATE OF THE MDGs, LET'S RALLY OUR WORLD TO STEP UP **#MDGMOMENTUM**

MDG4



REDUCE CHILD MORTALITY

14,000 FEWER

CHILDREN DIE EACH DAY THAN IN 1990

LET'S STEP UP

6.9 MILLION CHILDREN

STILL DIE

BEFORE THEIR FIFTH BIRTHDAY EACH YEAR

SHARE

#MDGMOMENTUM WITH YOUR COMMUNITY!



4

REDUCE
CHILD MORTALITY

Dramatic decline in preventable child deaths is one of the most significant achievements in human history

Goal: Reduce child mortality



Photo: © UNICEF/Esiebo

Since the early 1990s, the rate of reduction of under-five mortality has more than tripled globally.

The global under-five mortality rate has declined by more than half, dropping from 90 to 43 deaths per 1,000 live births between 1990 and 2015.

Measles vaccination helped prevent nearly 15.6 million deaths between 2000 and 2013.

Global number of deaths of children under five





NEWS

Anti-Vaccine Movements Not Unique to the U.S.

Skepticism about vaccinations abounds in other countries as well.



By [Teresa Welsh](#), Staff Writer | Feb. 18, 2015, at 12:01 a.m.




Audi Service

Výměna
brzdových
destiček
a kotoučů
vpředu
7 750 Kč

[Více o nabídce](#)

Cena pro Audi A4 (2008) 2.0 TDI vč. DPH

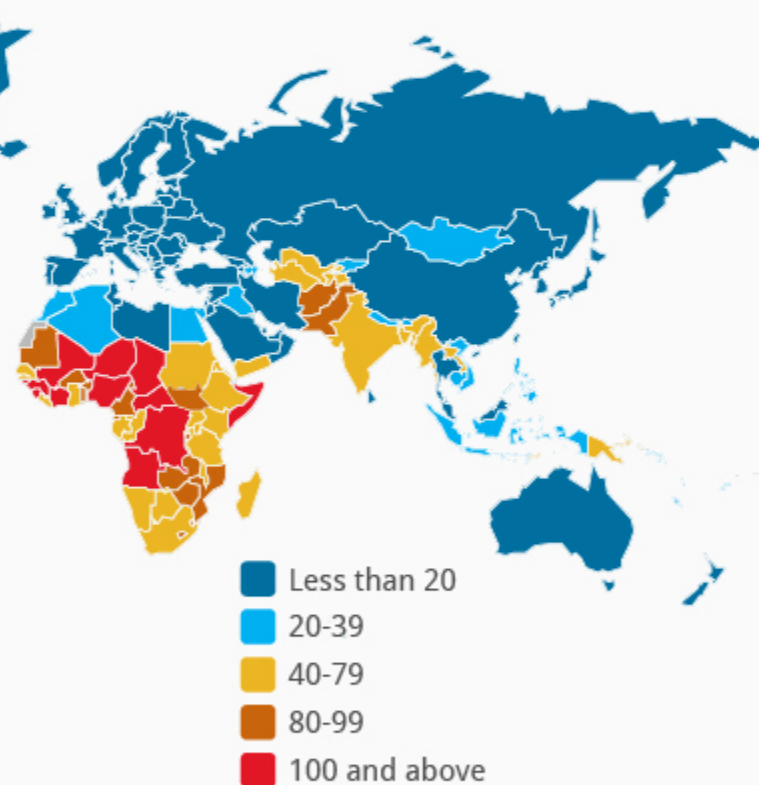
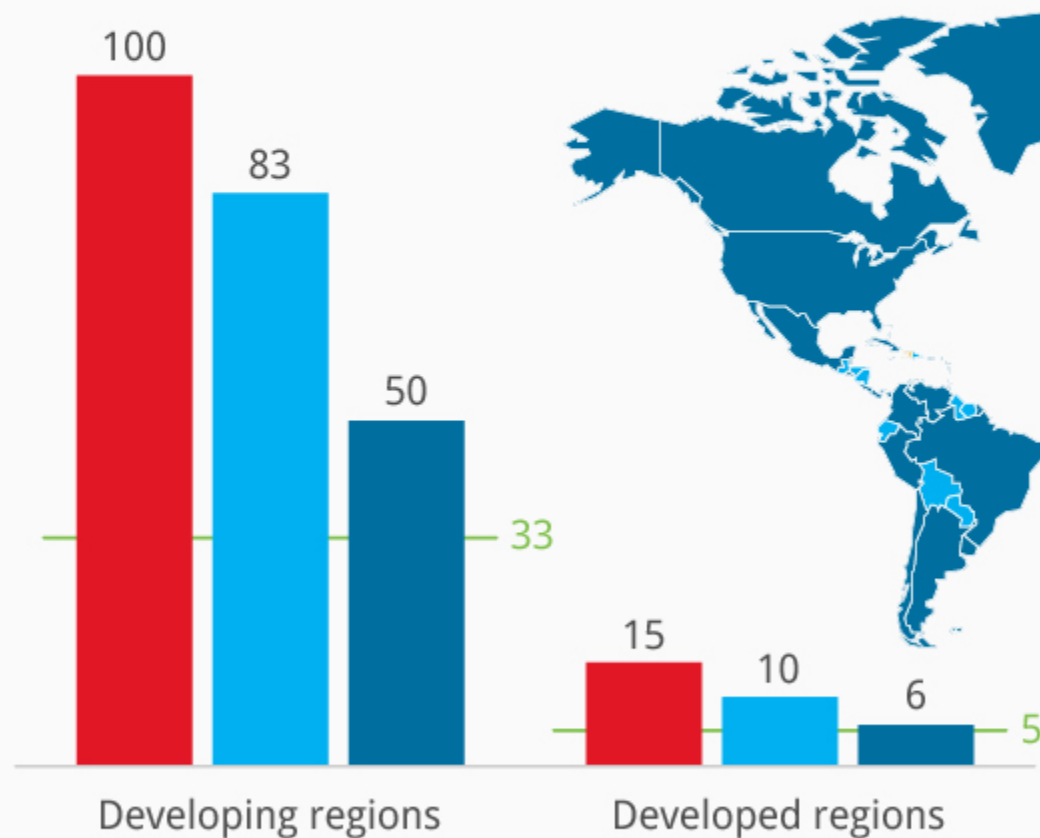
Child Mortality Remains a Key Concern in Developing Regions

Under-five mortality rate (deaths per 1,000 live births)

1990 2000 2013

Millenium Development Goal 2015

Under-five mortality rate 2013



Source: United Nations Inter-agency Group for Child Mortality Estimation


Dětská úmrtnost - řešení růstu populace?

- dříve vysoká novorozenecká úmrtnost, nemoci a války

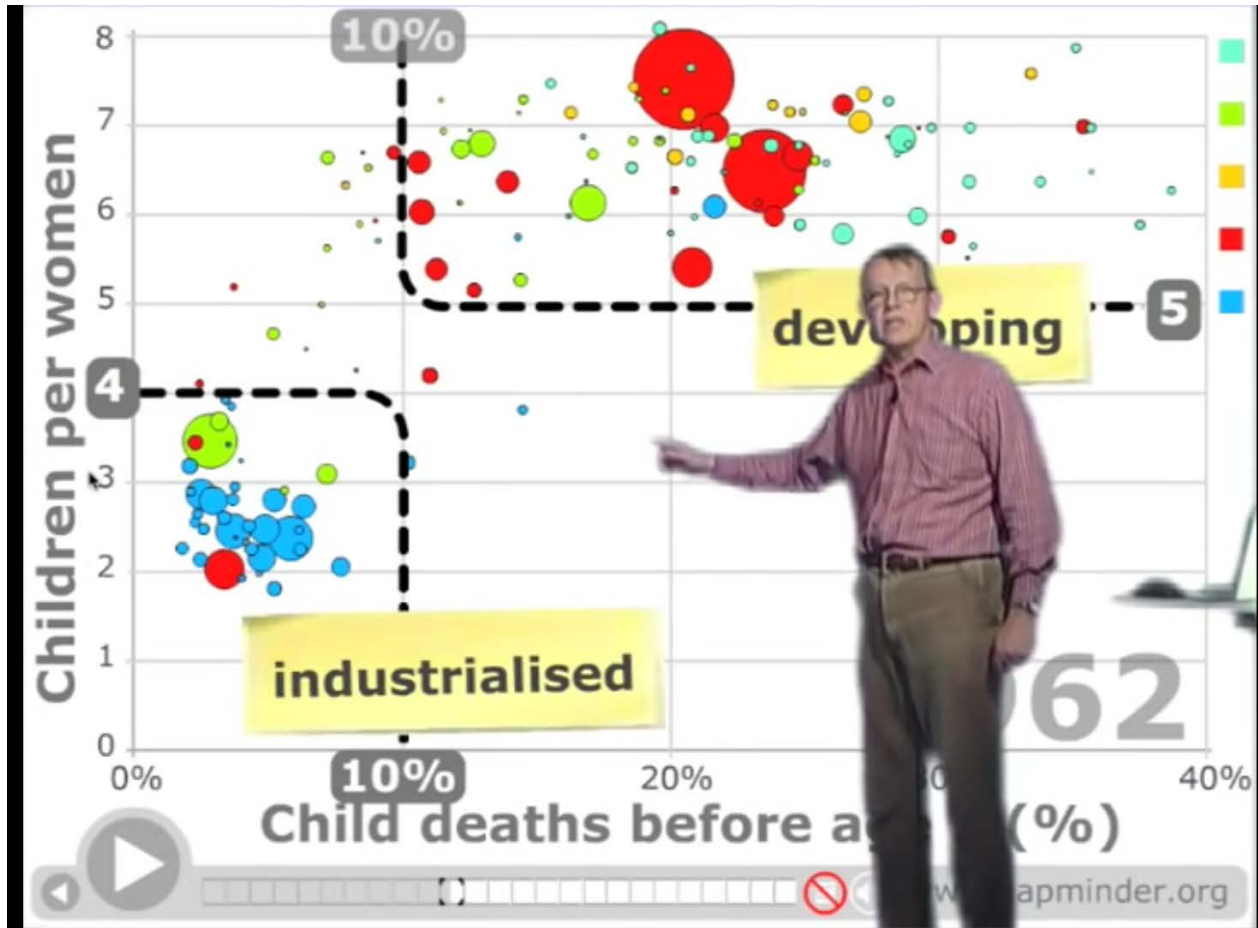
*Women don't want **more** children,
but **more for** their children (R. Engelman)*

Direktivní politika jednoho dítěte (Čína)

- od roku 1979 do 2015
- do roku 2015 nenarozeno přibližně 400 mil. dětí – příčiny?
- vážné etické a socioekonomické důsledky !
- nepřipravenost společnosti a venkovské ekonomiky
- *bylo to potřeba?*



Zázrak? v Bangladéšii (a jinde), neboli demografická tranzice



In the 1970s, the government of Bangladesh offered people in the Matlab region low-cost contraceptive supplies and advice. Birth rates promptly fell well below neighbouring regions. So Bangladesh extended the service nationally and its birth rate plummeted from six children per woman to three. Given the choice, people want fewer children.

Dětská úmrtnost - řešení růstu populace?

- dříve vysoká novorozenecká úmrtnost, nemoci a války

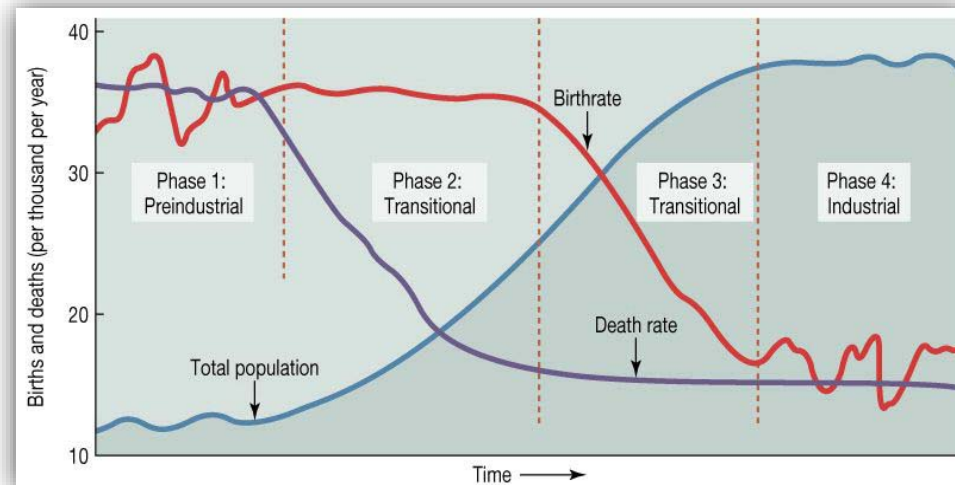

*Women don't want **more** children,
but **more for** their children (R. Engelman)*

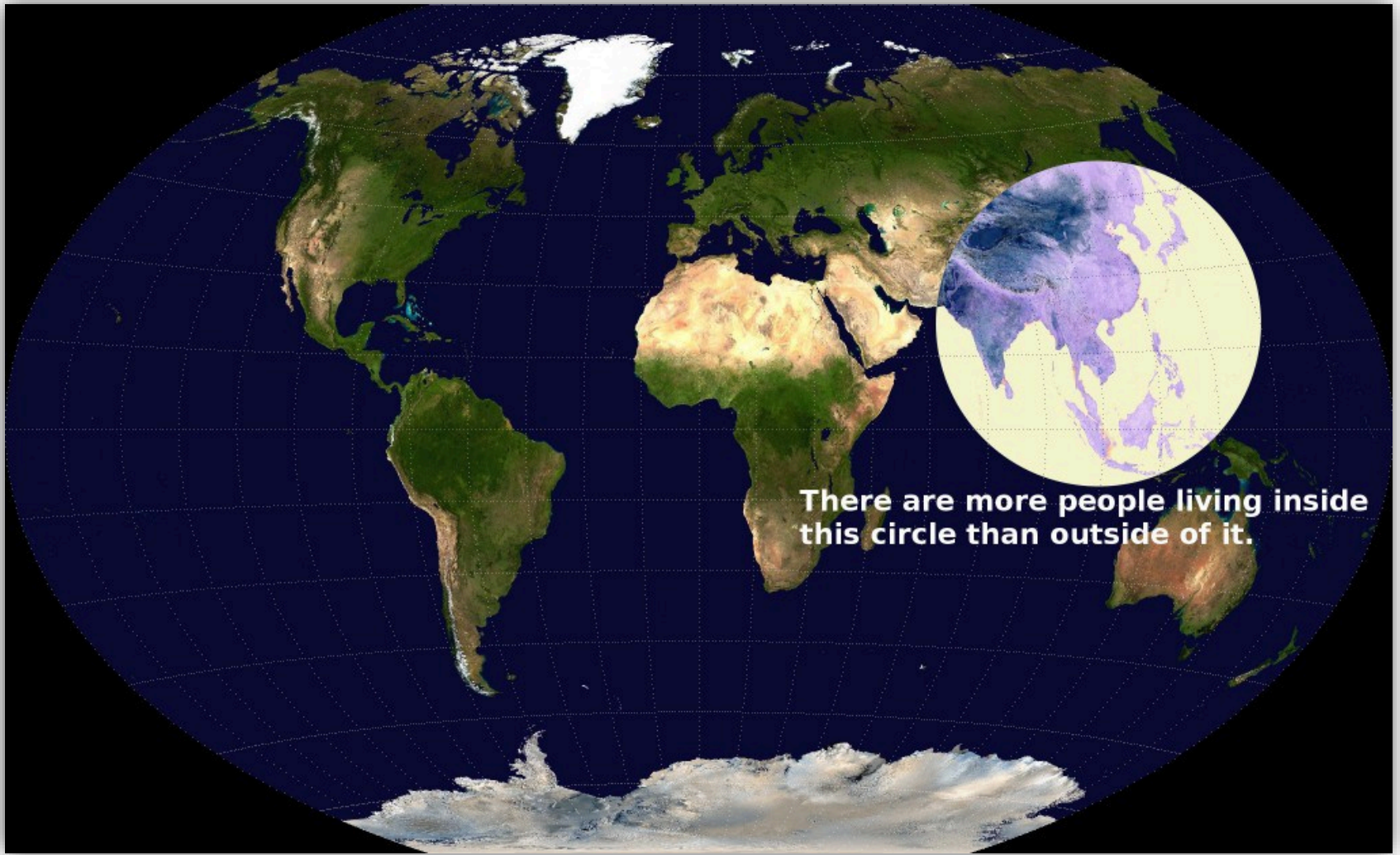
Direktivní politika jednoho dítěte (Čína)

- od roku 1979 do 2015
- do roku 2015 nenarozeno přibližně 400 mil. dětí – příčiny?
- vážné etické a socioekonomické důsledky !
- nepřipravenost společnosti a venkovské ekonomiky
- *bylo to potřeba?*

Dobrovolná politika jednoho dítěte?

- země bohatého severu
- politika ekonomického růstu přístup demografické tranzice komplikuje





**There are more people living inside
this circle than outside of it.**



THE MILLENNIUM DEVELOPMENT GOALS (MDGs) ARE THE MOST SUCCESSFUL GLOBAL ANTI-POVERTY PUSH IN HISTORY.

AS WE APPROACH THE 2015 TARGET DATE OF THE MDGs, LET'S RALLY OUR WORLD TO STEP UP **#MDGMOMENTUM**

MDG5



IMPROVE MATERNAL HEALTH

MATERNAL MORTALITY

FELL BY **↓ 47%** SINCE 1990

LET'S STEP UP

ONLY HALF OF WOMEN
IN DEVELOPING REGIONS RECEIVE

RECOMMENDED **HEALTH CARE** DURING PREGNANCY.

SHARE #MDGMOMENTUM WITH YOUR COMMUNITY!



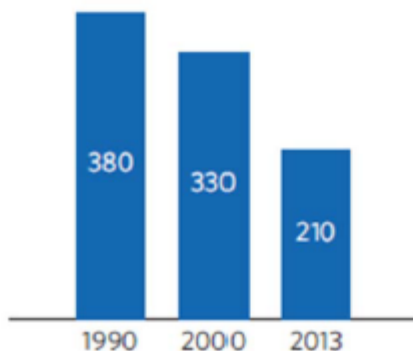
5

IMPROVE MATERNAL HEALTH

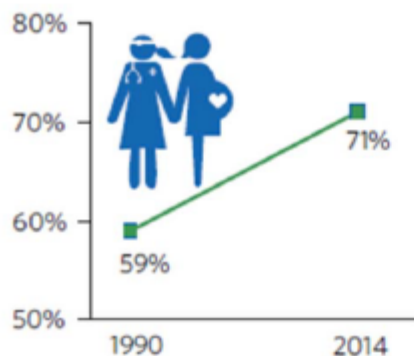
Steady progress was made to improve maternal health

Goal: Improve maternal health

Global maternal mortality ratio (deaths per 100,000 live births)



Global births attended by skilled health personnel



Since 1990, the **maternal mortality ratio** has declined by **45 per cent worldwide**, and most of the reduction has occurred since 2000.

More than **71 per cent** of births were assisted by skilled health personnel globally in 2014, an increase from 59 per cent in 1990.



BEZPEČNÝ POROD

Pomáhejte s Člověkem v tísni. Tento dárek má hodnotu zdravotnického materiálu, který umožní bezpečný porod pro jednu ženu v chudých oblastech Kambodže.

*Nákupem tohoto darovacího certifikátu přispějete na program pomoci [ZDRAVÍ](#) v rámci sbírky *Skutečná pomoc*.*

Darovat

1 Ks

800 Kč

[Jak vypadá certifikát?](#)

To se mi líbí 15

[Sdílet](#)



THE MILLENNIUM DEVELOPMENT GOALS (MDGs) ARE THE MOST SUCCESSFUL GLOBAL ANTI-POVERTY PUSH IN HISTORY.

AS WE APPROACH THE 2015 TARGET DATE OF THE MDGs, LET'S RALLY OUR WORLD TO STEP UP **#MDGMOMENTUM**

MDG6



COMBAT HIV/AIDS, MALARIA AND OTHER DISEASES



8 MILLION PEOPLE WERE RECEIVING LIFESAVING MEDICINES FOR HIV IN 2011



1.1 MILLION MALARIA DEATHS WERE PREVENTED IN THE SPAN OF 10 YEARS

LET'S STEP UP



7 MILLION PEOPLE STILL LACKED ACCESS TO ANTIRETROVIRAL THERAPY FOR HIV IN 2011



80% OF MALARIA DEATHS OCCUR IN JUST 14 COUNTRIES

SHARE

#MDGMOMENTUM WITH YOUR COMMUNITY!



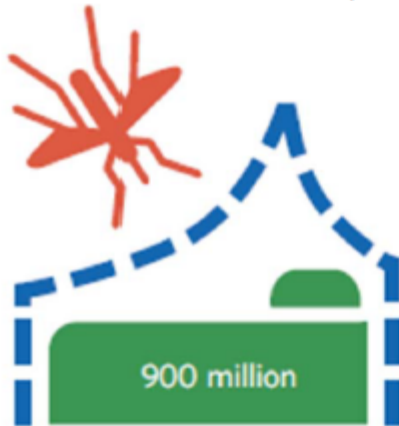
6

COMBAT HIV/AIDS,
MALARIA AND OTHER
DISEASES

Malaria and TB incidence have halted and reversed

Goal: Combat HIV/AIDS, malaria and other diseases

Number of insecticide treated mosquito nets delivered in sub-Saharan Africa, 2004–2014



Over 6.2 million malaria deaths have been averted between 2000 and 2015, primarily of children under five years of age in sub-Saharan Africa.

More than 900 million insecticide-treated mosquito nets were delivered to malaria-endemic countries in sub-Saharan Africa between 2004 and 2014.

Between 2000 and 2013, tuberculosis prevention, diagnosis and treatment interventions saved an estimated 37 million lives.



6

COMBAT HIV/AIDS,
MALARIA AND OTHER
DISEASES

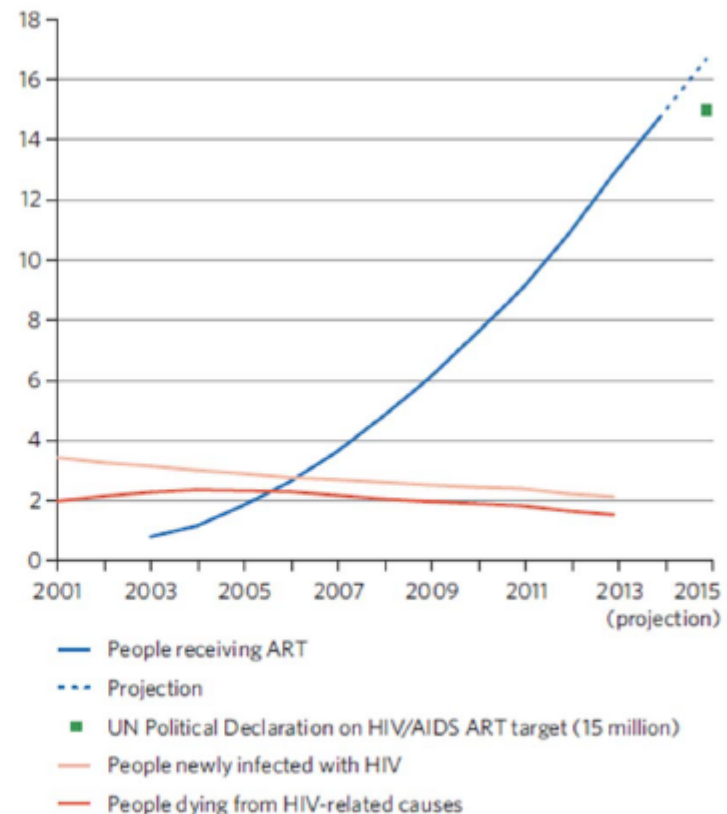
HIV infections fell in many regions of the world

Goal: Combat HIV/AIDS, malaria and other diseases

New HIV infections fell by approximately 40 per cent between 2000 and 2013, from an estimated 3.5 million cases to 2.1 million.

By June 2014, 13.6 million people living with HIV were receiving antiretroviral therapy (ART) globally, an immense increase from just 800,000 in 2003. ART averted 7.6 million deaths from AIDS between 1995 and 2013.

Number of people receiving antiretroviral therapy, 2003-2015, number of deaths from AIDS-related causes and number of people newly infected with HIV, 2001-2013 (millions)



Jaká nemoc si vyžádá ročně nejvíce dětských životů?

Malárie

Tuberkulóza

Průjem

AIDS

Zápal plic



THE MILLENNIUM DEVELOPMENT GOALS (MDGs) ARE THE MOST SUCCESSFUL GLOBAL ANTI-POVERTY PUSH IN HISTORY. AS WE APPROACH THE 2015 TARGET DATE OF THE MDGs, LET'S RALLY OUR WORLD TO STEP UP **#MDGMOMENTUM**

MDG7



ENSURE ENVIRONMENTAL SUSTAINABILITY

2.1 BILLION PEOPLE

GAINED ACCESS TO **CLEAN DRINKING WATER**

SINCE 1990

LET'S STEP UP

2.5 BILLION DO NOT HAVE BASIC **SANITATION**

SUCH AS TOILETS OR LATRINES

SHARE #MDGMOMENTUM WITH YOUR COMMUNITY!



ENSURE
ENVIRONMENTAL
SUSTAINABILITY

Safe drinking water and ozone protection targets met


Goal: Ensure environmental sustainability

In 2015, 91% of the global population is using an improved drinking water source, up from 76% in 1990— the target was met **5 years ahead of the 2015 deadline**.

Of the **2.6 billion** people who have gained access to improved drinking water since 1990, 1.9 billion gained access to piped drinking water on premises.

Ozone-depleting substances have been virtually eliminated since 1990, and the **ozone layer is expected to recover** by the middle of this century.

1.9 billion people have gained access to piped drinking water since 1990



98% of ozone-depleting substances eliminated since 1990





THE MILLENNIUM DEVELOPMENT GOALS (MDGs) ARE THE MOST SUCCESSFUL GLOBAL ANTI-POVERTY PUSH IN HISTORY. LET'S STEP UP ACTION TO THE 2015 MDG TARGET DATE AND BEYOND.

MDG 8



A GLOBAL PARTNERSHIP FOR DEVELOPMENT

DEBT SERVICE HAS **DECLINED** FOR DEVELOPING COUNTRIES

↑ **TRADE** CLIMATE CONTINUES TO **IMPROVE**

LET'S STEP UP

AID MONEY

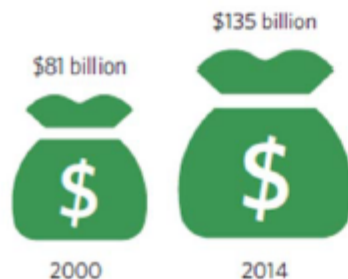
HIT A RECORD HIGH \$134.8 BILLION IN 2013, BUT **SHIFTED AWAY FROM THE POOREST COUNTRIES**



Global improvements in official development assistance, mobile-cellular subscriptions and internet penetration

Goal: Develop a global partnership for development

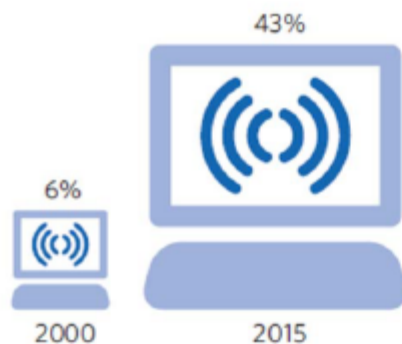
Official development assistance (ODA)



ODA increased by 66% in real terms between 2000 and 2014, reaching **\$135.2 billion**.

The number of **mobile-cellular subscriptions** has **grown almost tenfold** in the last 15 years: from 738 million to over **7 billion** (2000-2015).

Internet penetration



Internet penetration has grown from just over 6 per cent of the world's population in 2000 to 43 per cent in 2015-- translating to **3.2 billion people** linked to a global network.



Leaving no one behind
