

# C7790 Introduction to Molecular Modelling

## TSM Modelling Molecular Structures

### Lesson 21 Kinetic Isotope Effect (KIE)

**PS/2020 Distant Form of Teaching: Rev1**

Petr Kulhánek

[kulhanek@chemi.muni.cz](mailto:kulhanek@chemi.muni.cz)

National Centre for Biomolecular Research, Faculty of Science  
Masaryk University, Kamenice 5, CZ-62500 Brno

# Context

## macroworld

### states

(thermodynamic properties, G, T,...)

### phenomenological thermodynamics

equilibrium (equilibrium constant)

kinetics (rate constant)

free energy  
(Gibbs/Helmholtz)

partition function

### statistical thermodynamics

### microstates

(mechanical properties, E)

microstate  $\neq$  microworld

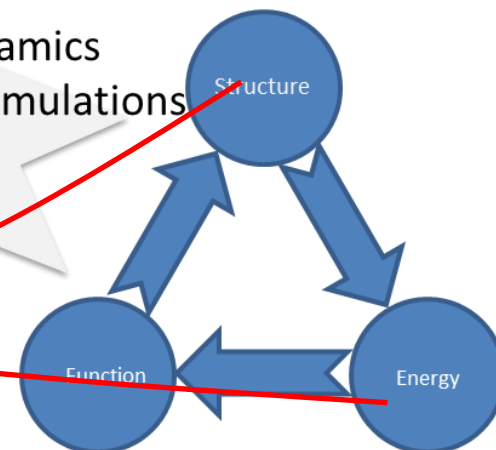
## microworld

### Description levels (model chemistry):

- quantum mechanics
  - semiempirical methods
  - ab initio methods
  - post-HF methods
  - DFT methods
- molecular mechanics
- coarse-grained mechanics

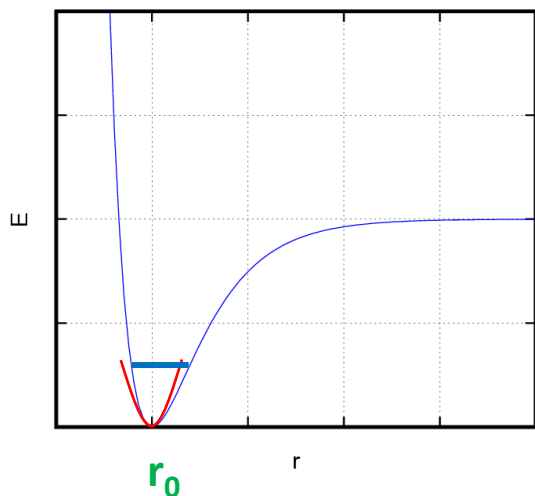
### Simulations:

- molecular dynamics
- Monte Carlo simulations
- docking
- ...



# Revision

Potential Energy Surface



To characterize a quantum state:

$$E = E(r_0) + E_{VRT}$$

a) we need to find  
a potential energy minimum

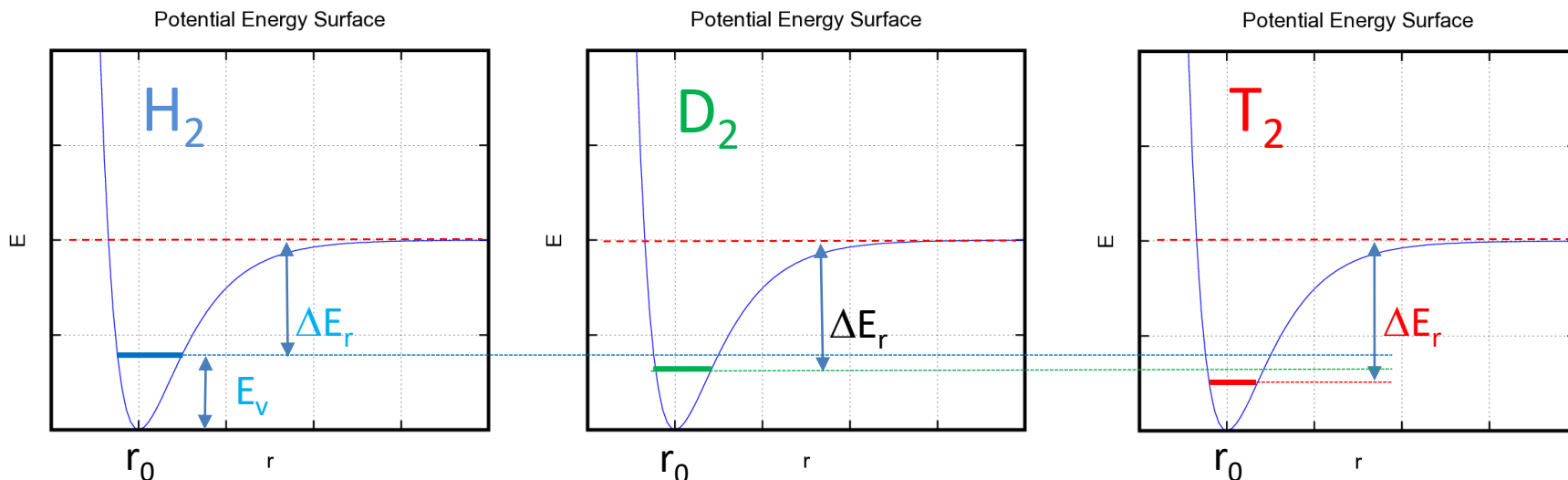
b) we can further evaluate vibrations  
from the PES curvature at the minimum

(too difficult to calculate, thus it is usually neglected)

## Remember:

➤ PES cannot describe mass effect of nuclei; it only describes electronic effects.

# Revision: H<sub>2</sub>, D<sub>2</sub>, T<sub>2</sub>



**!! not in scale !!**

$$E_v = \left( v + \frac{1}{2} \right) h\nu$$

$$|\Delta E_r| < |\Delta E_r| < |\Delta E_r|$$

$$r_0 = r_0 = r_0$$

$r_e \sim r_e \sim r_e$  observable equilibrium bond lengths  
 impact of anharmonicity and QM  
 character of vibrations

**the same for all systems  
 due to the same PES**

**different:** bigger mass  $\rightarrow$  smaller frequency  $\rightarrow$  lower energy

$$\nu = \frac{1}{2\pi} \sqrt{\frac{K}{\mu}}$$

# Kinetic Isotope Effect

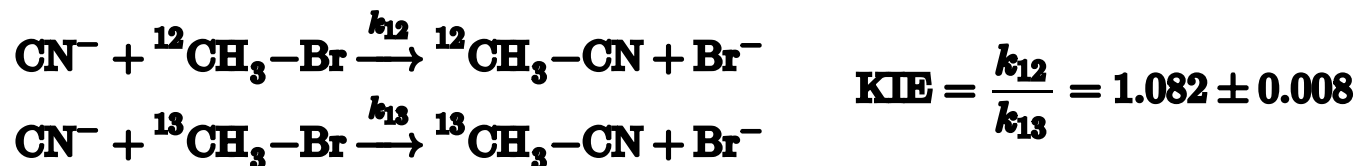
---

# Kinetic Isotope Effect

The **kinetic isotope effect** (KIE) is the change in the reaction rate of a chemical reaction when one of the atoms in the reactants is replaced by one of its isotopes:

$$KIE = \frac{k_{light}}{k_{heavy}}$$

**Example:**



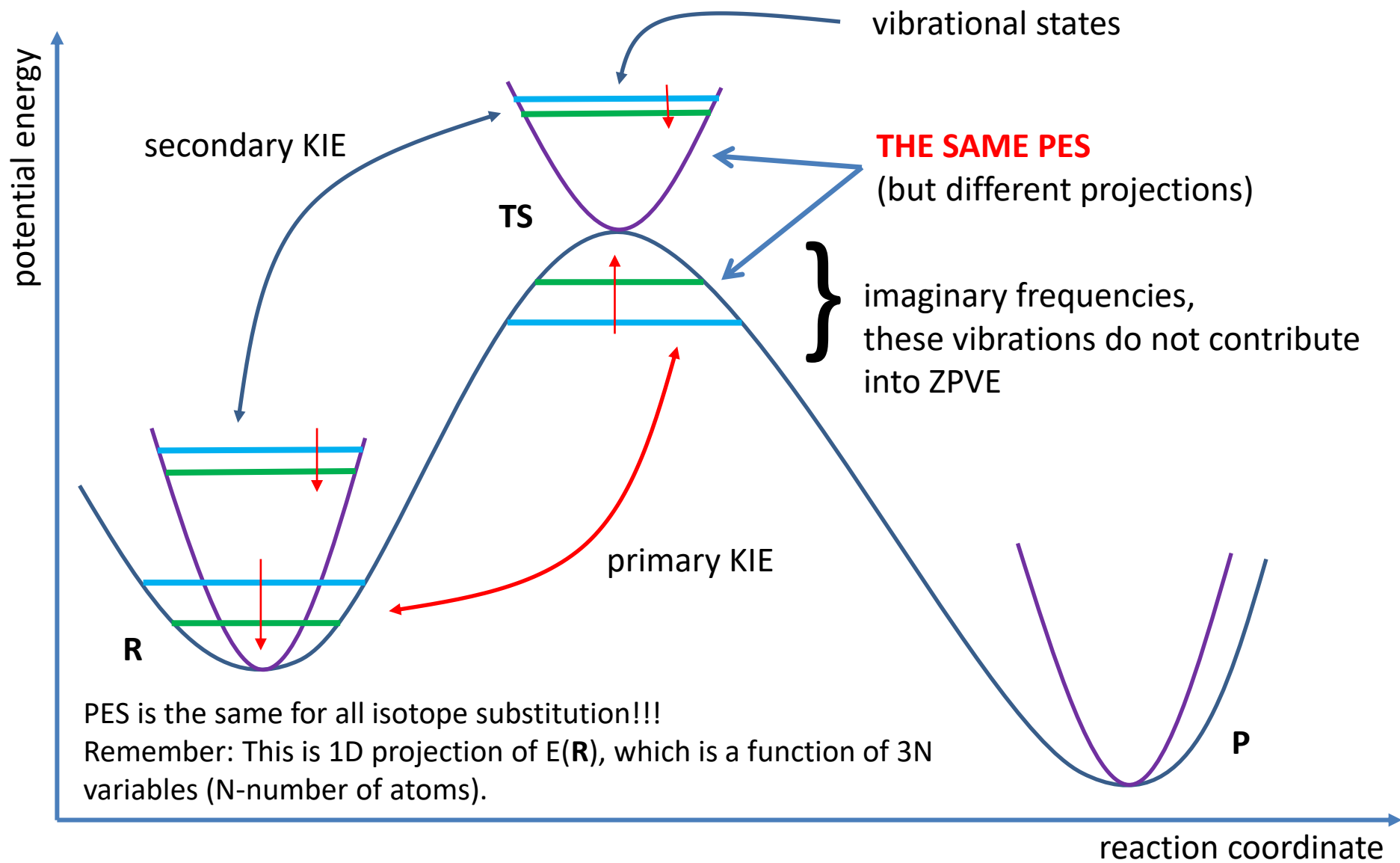
**The major contributing factor is the change in ZPVE (zero-point vibrational energy).**

However, other factors can also be involved including:

- breaking symmetry (entropic factor)
- changes in rotation and/or translational energies
- tunneling

[https://en.wikipedia.org/wiki/Kinetic\\_isotope\\_effect](https://en.wikipedia.org/wiki/Kinetic_isotope_effect)

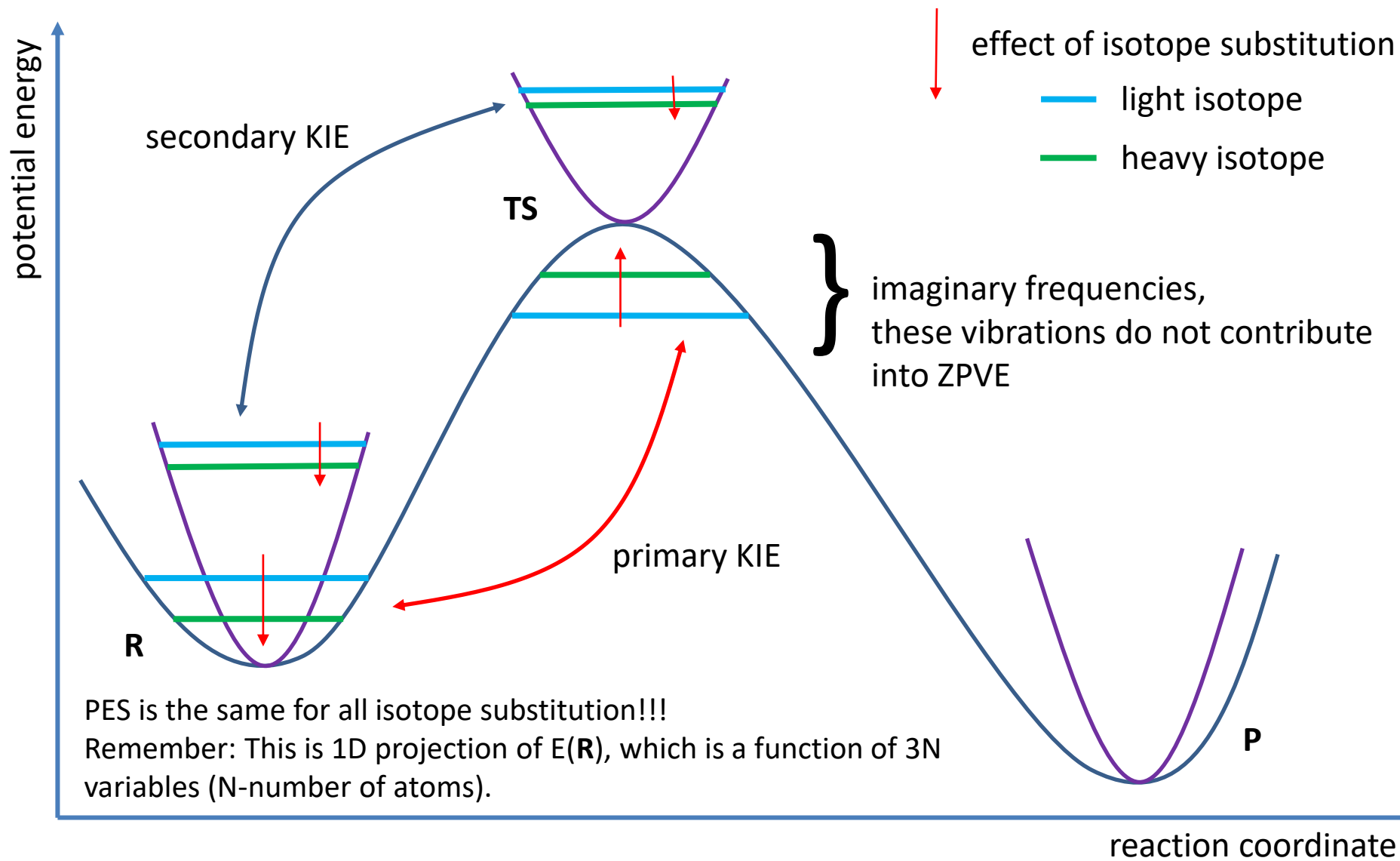
# ZPVE as Major Contributor to KIE



PES is the same for all isotope substitution!!!

Remember: This is 1D projection of  $E(\mathbf{R})$ , which is a function of 3N variables (N-number of atoms).

# ZPVE as Major Contributor to KIE



PES is the same for all isotope substitution!!!

Remember: This is 1D projection of  $E(\mathbf{R})$ , which is a function of  $3N$  variables ( $N$ -number of atoms).



# Activation Energy

Assume the following approximation:

$$\Delta G^\ddagger \approx \Delta E^\ddagger = E_{TS} - E_R$$

3N-6 degrees of freedom (N - number of atoms)  
= number of normal vibrational modes

$$E_{TS} = E(\mathbf{R}_{TS}) + \sum_{k=1}^{3N-6} E_{V(TS),k}$$



potential energy

$$+ \sum_{k=1}^{3N-6} E_{V(TS),k}$$



zero-point vibrational energy

$$E_R = E(\mathbf{R}_R) + \sum_{k=1}^{3N-6} E_{V(R),k}$$

# Activation Energy, cont.

Assume the following approximation:

$$\Delta G^\ddagger \approx \Delta E^\ddagger = E_{TS} - E_R$$

$3N-6$  degrees of freedom ( $N$  - number of atoms)  
= number of normal vibrational modes

$$E_{TS} = E(\mathbf{R}_{TS}) + \sum_{k=1}^{3N-6} E_{V(TS),k}$$

$$E_R = E(\mathbf{R}_R) + \sum_{k=1}^{3N-6} E_{V(R),k}$$

consider two similar vibrational modes in R and TS, which mainly include atoms involved in creating/breaking bonds

$$E_R = E(\mathbf{R}_R) + E_{V(R),1} + E_{V(R),2} + \cdots + E_{V(R),3N-7} + E_{V(R),3N-6}$$

$$E_{TS} = E(\mathbf{R}_{TS}) + E_{V(TS),1} + E_{V(TS),2} + \cdots + E_{V(TS),3N-7} + \cancel{E_{V(TS),3N-6}}$$

imaginary vibration,  
it does not contribute to the total energy

# Activation Energy, cont.

Assume the following approximation:

$$\Delta G^\ddagger \approx \Delta E^\ddagger = E_{TS} - E_R$$

$3N-6$  degrees of freedom ( $N$  - number of atoms)  
= number of normal vibrational modes

consider two similar vibrational modes in R and TS, which mainly includes atoms involved in creating/breaking bonds

$$E_R = E(\mathbf{R}_R) + E_{V(R),1} + E_{V(R),2} + \dots + E_{V(R),3N-7} + E_{V(R),3N-6}$$

$$E_{TS} = E(\mathbf{R}_{TS}) + E_{V(TS),1} + E_{V(TS),2} + \dots + E_{V(TS),3N-7} + E_{V(TS),3N-6}$$

imaginary vibration,

it does not contribute to the total energy

**First consequence:**

$$E(\mathbf{R}_{TS}) - E(\mathbf{R}_R) > E_{TS} - E_R$$

REMEMBER: neglecting ZPVE has a greater impact on calculated activation energy than on reaction energy because of one imaginary vibrational mode in TS

# Activation Energy, cont.

Assume the following approximation:

$$\Delta G^\ddagger \approx \Delta E^\ddagger = E_{TS} - E_R$$

$3N-6$  degrees of freedom ( $N$  - number of atoms)  
= number of normal vibrational modes

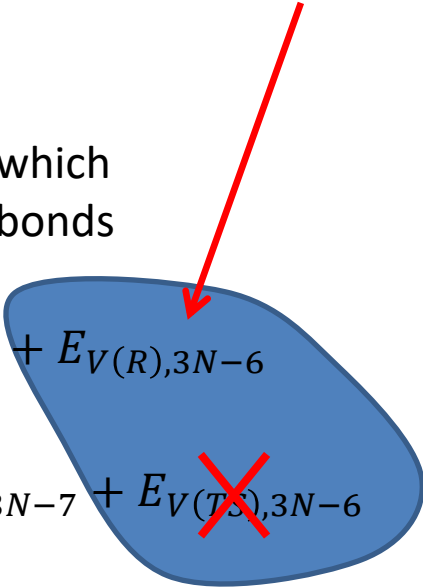
Second consequence:

**The isotope substitution dominantly influences only on ONE state**, which is the reactant.  
As a result, the activation barrier is changed.

consider two similar vibrational modes in R and TS, which mainly include atoms involved in creating/breaking bonds

$$E_R = E(\mathbf{R}_R) + E_{V(R),1} + E_{V(R),2} + \dots + E_{V(R),3N-7} + E_{V(R),3N-6}$$

$$E_{TS} = E(\mathbf{R}_{TS}) + E_{V(TS),1} + E_{V(TS),2} + \dots + E_{V(TS),3N-7} + \cancel{E_{V(TS),3N-6}}$$



imaginary vibration,  
it does not contribute to the total energy

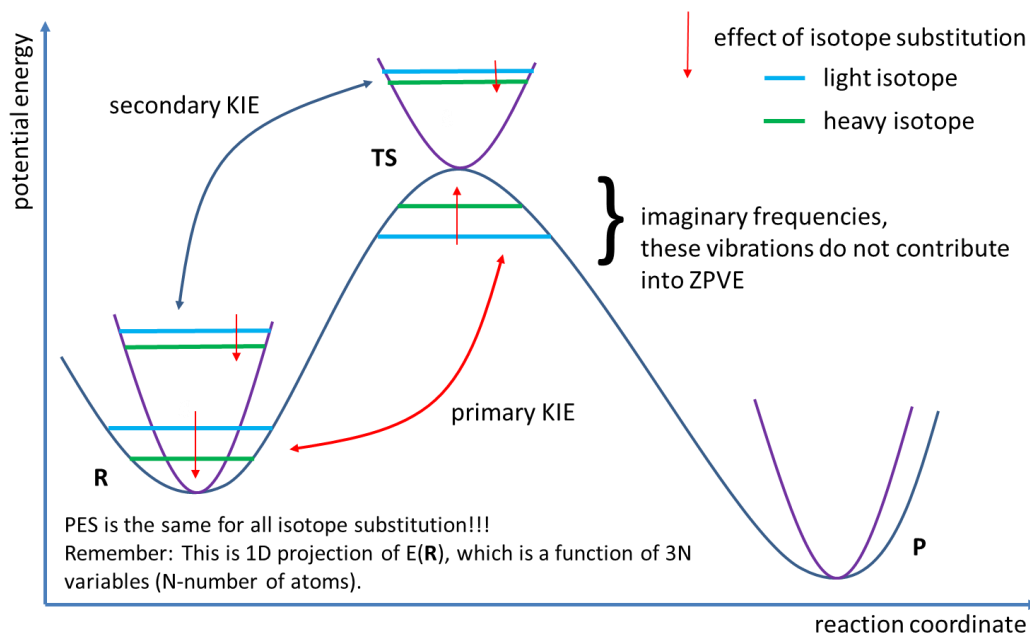
# Types of KIE

$$E_R = E(\mathbf{R}_R) + E_{V(R),1} + E_{V(R),2} + \dots + E_{V(R),3N-7} + E_{V(R),3N-6}$$

$$E_{TS} = E(\mathbf{R}_{TS}) + E_{V(TS),1} + E_{V(TS),2} + \dots + E_{V(TS),3N-7} + E_{V(TS),3N-6}$$

secondary KIE

primary KIE



**Main conclusion:**

heavier isotopes makes the reaction slower\*

$$KIE = \frac{k_{light}}{k_{heavy}} > 1$$

\*) there are certain exceptions, see for the inverse kinetic isotope effect

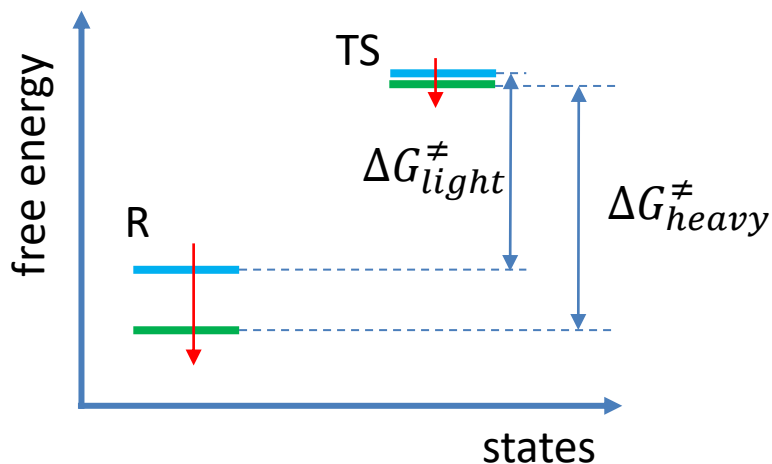
# Types of KIE

$$E_R = E(\mathbf{R}_R) + E_{V(R),1} + E_{V(R),2} + \dots + E_{V(R),3N-7} + E_{V(R),3N-6}$$

$$E_{TS} = E(\mathbf{R}_{TS}) + E_{V(TS),1} + E_{V(TS),2} + \dots + E_{V(TS),3N-7} + E_{V(TS),3N-6}$$

secondary KIE

primary KIE



**Main conclusion:**

heavier isotopes makes the reaction slower\*

$$KIE = \frac{k_{light}}{k_{heavy}} > 1$$

\*) there are certain exceptions, see for the inverse kinetic isotope effect

# Types of KIE

$$E_R = E(\mathbf{R}_R) + E_{V(R),1} + E_{V(R),2} + \cdots + E_{V(R),3N-7} + E_{V(R),3N-6}$$

$$E_{TS} = E(\mathbf{R}_{TS}) + E_{V(TS),1} + E_{V(TS),2} + \cdots + E_{V(TS),3N-7} + E_{V(TS),3N-6}$$

secondary KIE

<

primary KIE

isotope substitution takes place nearby the reaction center  
since ALL atoms are involved in ALL normal mode vibrations, the isotope effect is different for both states

isotope substitution takes place in the reaction center (substituted atom is involved in forming/breaking bonds)

## Typical use of KIE:

- KIE is employed in experimental validation of reaction mechanisms

# Summary

- KIE is an experimental method important for studying reaction mechanisms.
- KIE is a consequence of quantum behavior of molecular vibrations, which due to Heisenberg principle of uncertainty cannot possess zero energy.
- In general, neglecting ZPVE in calculations of activation energies can introduce non-negligible error.
- ZPVE cannot be modelled by methods employing classical physical laws (molecular dynamics, Monte-Carlo simulations). It is necessary to use special techniques such as the path integral molecular dynamics, which can describe these quantum effects even when employing non-QM potentials such as molecular mechanics.
- Very accurate QM calculations are required to predict/quantify KIE. In many cases, calculations will not be accurate enough to predict KIE.
- Instead, the modelling can provide supplementary data such as suggesting suitable atoms for isotope substitutions based on analysis of molecular vibrations.



# Homework

---



# Homework

- Find some experimental study employing KIE.
  - Can be KIE used for studying mechanisms of enzymatic reactions?
- What is the largest KIE observed so far. What is the reason for such high value?
- What is the change of the activation free energy responsible for KIE from two previous points?