

# Quantitation Report

## Experiment Information

Run Name	Run 2021-12-15-sk3
Run Start	15.12.2021 10:53:27
Run Finish	15.12.2021 12:30:12
Operator	MP
Notes	
Run On Software Version	Rotor-Gene Q Software 2.0.2.4
Run Signature	The Run Signature is valid.
Gain Green	10,
Machine Serial No.	0911113

## Quantitation Information

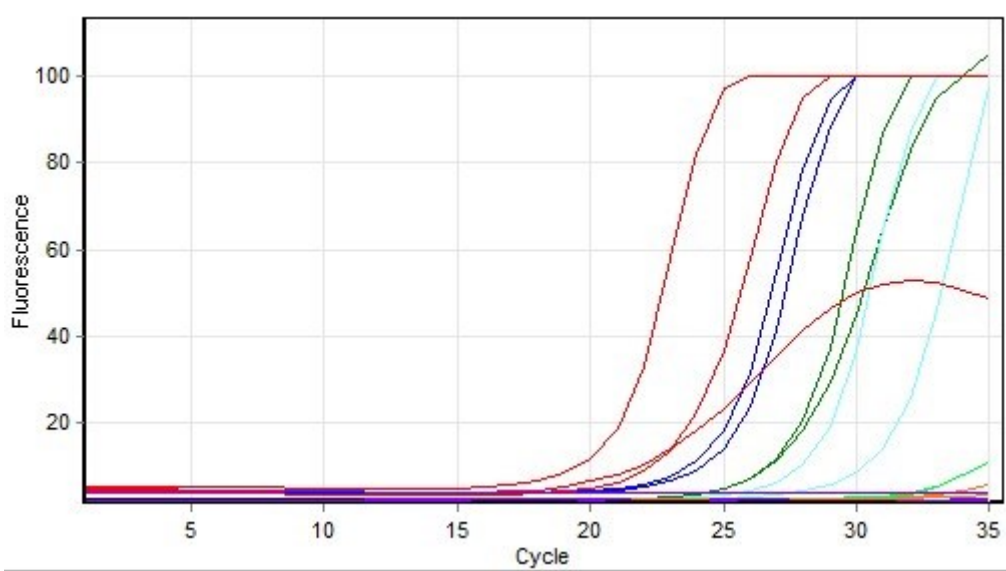
Threshold	0,030
Left Threshold	5,000
Standard Curve Imported	No
Standard Curve (1)	conc= 10 <sup>^</sup> (-0,376*CT + 11,035)
Standard Curve (2)	CT = -2,657*log(conc) + 29,315
Reaction efficiency (*)	(* = 10 <sup>^</sup> (-1/m) - 1) 1,3791
M	-2,65665
B	29,31492
R Value	0,97961
R <sup>^</sup> 2 Value	0,95964
Start normalising from cycle	1
Noise Slope Correction	Yes
No Template Control Threshold	% 0
Reaction Efficiency Threshold	Disabled
Normalisation Method	Dynamic Tube Normalisation
Digital Filter	Light
Sample Page	Page 2
Imported Analysis Settings	

## Profile

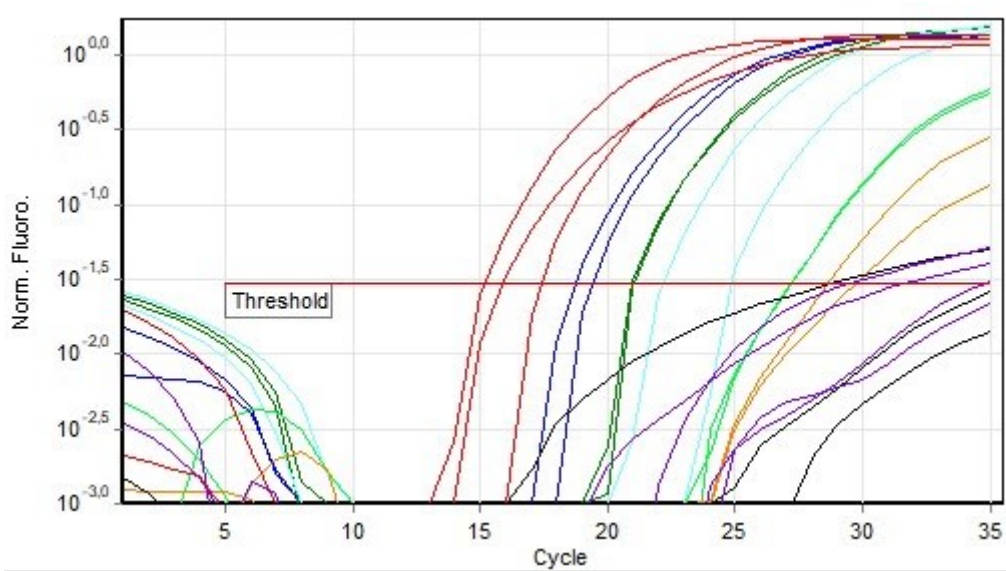
Cycle	Cycle Point
Hold 1	Hold @ 95°C, 10min 0s
Cycling (35 repeats)	Step 1: Hold @ 95°C, 15s
	Step 2: Hold @ 60°C, 30s, acquiring to Cycling A([Green][1][1])
	Step 3: Hold @ 72°C, 20s

Hold 2	Hold @ 72°C, 1min 0s
Melt	Ramp from 55°C to 90°C
	Hold for 90s on the 1st step
	Hold for 5s on next steps, Melt A([Green][1][1])

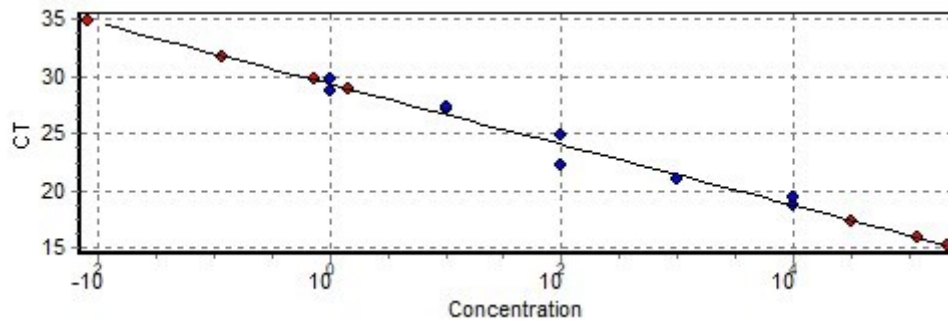
### Raw Data For Cycling A.Green



### Quantitation data for Cycling A.Green



### Standard Curve



No.	Color	Name	Type	Ct	Ct Comment	Given Conc (IU/ml)	Calc Conc (IU/ml)
41	Blue	T6 3 1X	Standard	18,71		10 000	9 790
42	Blue	T6 3 1X	Standard	19,37		10 000	5 540
43	Green	T6 3 10x	Standard	20,99		1 000	1 358
44	Green	T6 3 10x	Standard	21,05		1 000	1 289
45	Cyan	T6 3 100x	Standard	24,83		100	49
46	Cyan	T6 3 100x	Standard	22,18		100	486
47	Bright Green	T6 3 1000x	Standard	27,20		10	6
48	Bright Green	T6 3 1000x	Standard	27,22		10	6
49	Orange	T6 3 10000x	Standard	29,79		1	1
50	Orange	T6 3 10000x	Standard	28,67		1	2
51	Purple	3 NK	Unknown	31,76			
52	Purple	3 NK	Unknown				
53	Black	D6 3 ACO4	Unknown				
54	Black	D6 3 ACO4	Unknown				
55	Black	D6 3 ACO4	Unknown	28,89			1
56	Purple	3 NK	Unknown	34,85			
57	Red	B6 3 ACO4	Unknown	17,36			31 758
58	Red	B6 3 ACO4	Unknown	15,87			114 897
59	Red	B6 3 ACO4	Unknown	15,17			211 168
60	Purple	3 NK	Unknown	29,68			1

**Warning: The following samples were not analysed :**

1T6 1 1X- 2T6 1 1X- 3T6 1 10x- 4T6 1 10x- 5T6 1 100x- 6T6 1 100x- 7T6 1 1000x- 8T6 1 1000x- 9T6 1 10000x- 10T6 1 10000x- 111 NK- 121 NK- 13D6 1 ACO3- 14D6 1 ACO3- 15D6 1 ACO3- 16B6 1 ACO3- 17B6 1 ACO3- 18B6 1 ACO3- 191 NK- 201 NK- 21T6 2 10X- 22T6 2 10X- 23T6 2 1x- 24T6 2 1x- 25T6 2 100x- 26T6 2 100x- 27T6 2 1000x- 28T6 2 1000x- 29T6 2 10000x- 30T6 2 10000x- 312 NK- 322 NK- 33D6 2 ACO2- 34D6 2 ACO2- 35D6 2 ACO2- 362 NK- 37B6 2 ACO2- 38B6 2 ACO2- 39B6 2 ACO2- 402 NK

**Legend:**

NEG (NTC) - Sample cancelled due to NTC Threshold.

NEG (R. Eff) - Sample cancelled as efficiency less than reaction efficiency threshold.

