

Quantitation Report

Experiment Information

Run Name	Run 2021-12-15-sk6
Run Start	15.12.2021 13:53:27
Run Finish	15.12.2021 15:40:16
Operator	MP
Notes	
Run On Software Version	Rotor-Gene Q Software 2.0.2.4
Run Signature	The Run Signature is valid.
Gain Green	10,
Machine Serial No.	0911113

Quantitation Information

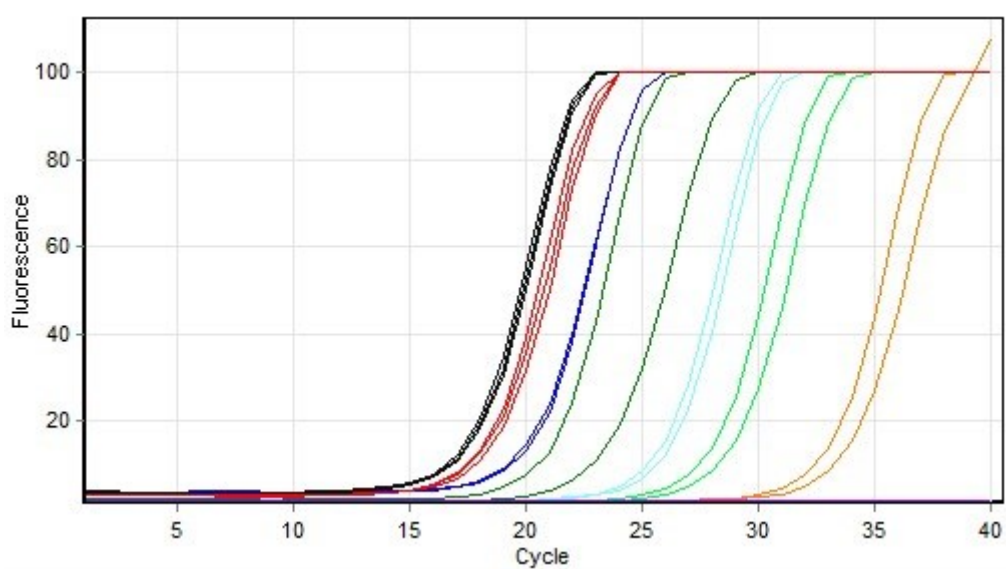
Threshold	0,030
Left Threshold	5,000
Standard Curve Imported	No
Standard Curve (1)	conc= 10 [^] (-0,329*CT + 8,561)
Standard Curve (2)	CT = -3,037*log(conc) + 25,997
Reaction efficiency (*)	(* = 10 [^] (-1/m) - 1) 1,13449
M	-3,0368
B	25,99718
R Value	0,97869
R ² Value	0,95784
Start normalising from cycle	1
Noise Slope Correction	Yes
No Template Control Threshold	% 0
Reaction Efficiency Threshold	Disabled
Normalisation Method	Dynamic Tube Normalisation
Digital Filter	Light
Sample Page	Page 2
Imported Analysis Settings	

Profile

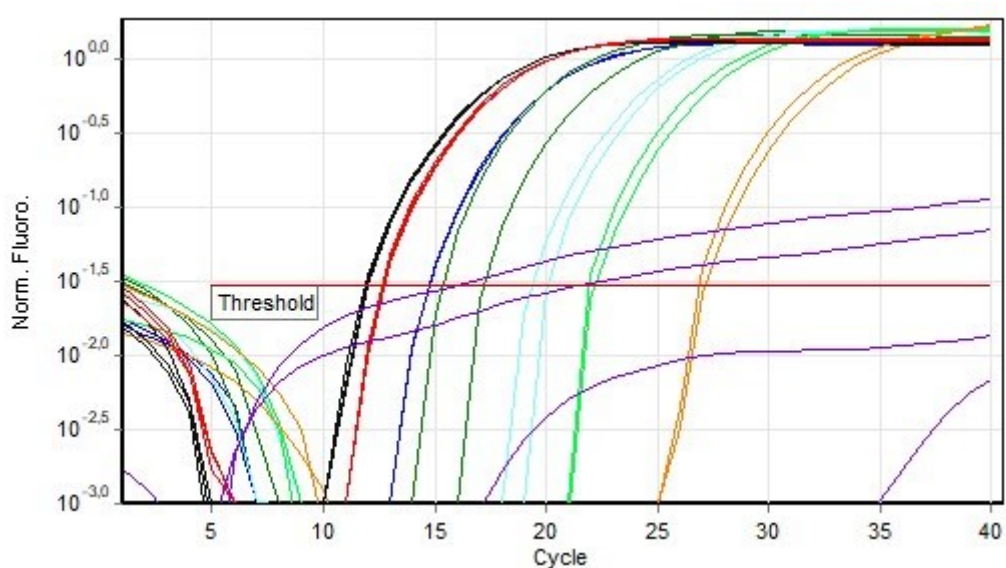
Cycle	Cycle Point
Hold 1	Hold @ 95°C, 10min 0s
Cycling (40 repeats)	Step 1: Hold @ 95°C, 15s
	Step 2: Hold @ 60°C, 30s, acquiring to Cycling A([Green][1][1])
	Step 3: Hold @ 72°C, 20s

Hold 2	Hold @ 72°C, 1min 0s
Melt	Ramp from 55°C to 90°C
	Hold for 90s on the 1st step
	Hold for 5s on next steps, Melt A([Green][1][1])

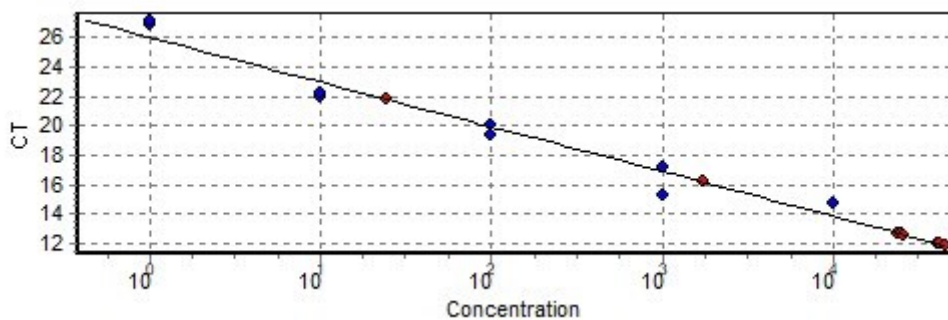
Raw Data For Cycling A.Green



Quantitation data for Cycling A.Green



Standard Curve



No.	Color	Name	Type	Ct	Ct Comment	Given Conc (IU/ml)	Calc Conc (IU/ml)
41	Blue	T6 1X	Standard	14,70		10 000	5 237
42	Blue	T6 1X	Standard	14,68		10 000	5 348
43	Green	T6 10x	Standard	15,28		1 000	3 394
44	Green	T6 10x	Standard	17,16		1 000	811
45	Cyan	T6 100x	Standard	20,08		100	89
46	Cyan	T6 100x	Standard	19,34		100	156
47	Bright Green	T6 1000x	Standard	21,90		10	22
48	Bright Green	T6 1000x	Standard	22,18		10	18
49	Orange	T6 10000x	Standard	26,80		1	1
50	Orange	T6 10000x	Standard	27,13		1	
51	Purple	NK	Unknown				
52	Purple	NK	Unknown				
53	Black	D6 UBC10	Unknown	11,94			42 535
54	Black	D6 UBC10	Unknown	12,01			40 427
55	Black	D6 UBC10	Unknown	11,85			45 548
56	Red	B6 UBC10	Unknown	12,70			23 920
57	Red	B6 UBC10	Unknown	12,65			24 923
58	Red	B6 UBC10	Unknown	12,60			25 838
59	Purple	NK	Unknown	16,16			1 736
60	Purple	NK	Unknown	21,80			24

Warning: The following samples were not analysed :

1T6 1X- 2T6 1X- 3T6 10x- 4T6 10x- 5T6 100x- 6T6 100x- 7T6 1000x- 8T6 1000x- 9T6 10000x- 10T6 10000x- 11NK- 12NK- 13D6 ACO1- 14D6 ACO1- 15D6 ACO1- 16B6 ACO1- 17B6 ACO1- 18B6 ACO1- 19NK- 20NK- 21T6 1X- 22T6 1X- 23T6 10x- 24T6 10x- 25T6 100x- 26T6 100x- 27T6 1000x- 28T6 1000x- 29T6 10000x- 30T6 10000x- 31NK- 32NK- 33D6 ACO5- 34D6 ACO5- 35D6 ACO5- 36B6 ACO5- 37B6 ACO5- 38B6 ACO5- 39NK- 40NK

Legend:

NEG (NTC) - Sample cancelled due to NTC Threshold.

NEG (R. Eff) - Sample cancelled as efficiency less than reaction efficiency threshold.

