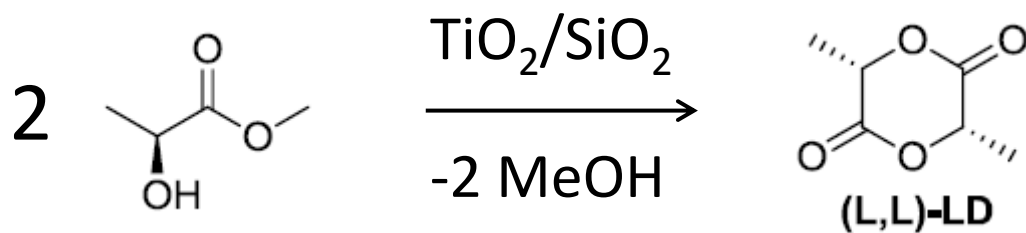


Homework 4



- Gas phase transesterification
- Continuous flow fixed bed reactor

Temperature [°C]	Conversion sample 1 (4.2 wt% Ti) [%]	Conversion sample 2 (0.9 wt% Ti) [%]
220	39	8.6
230	48	9.6
240	59	13
250	82	17
260	93	21

- Create Arrhenius plots for both catalysts (plot $\ln k$ [$\text{mol}_{\text{LD}} \text{g}_{\text{cat}}^{-1} \text{h}^{-1}$] vs. $1000/T$ [K^{-1}])
- Estimate apparent E_a and A from Arrhenius equation
- What makes the difference between these two catalysts?

Selectivity = 90 % in all cases; WHSV = 15.5 h^{-1}

Heterogeneous catalysis

Lecture 3

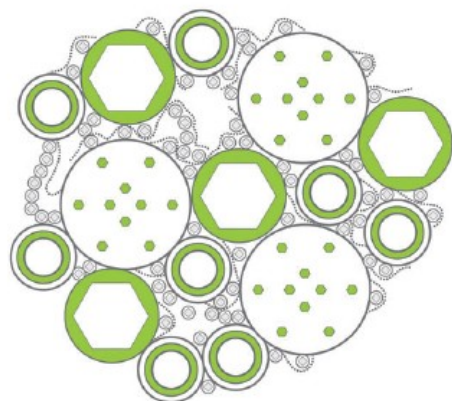
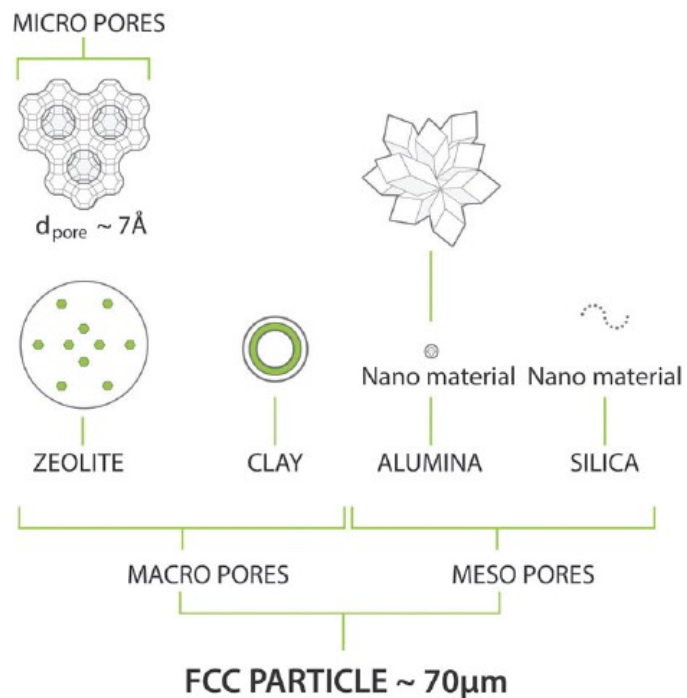
Catalysts preparation

Types of catalysts

- Bulk catalysts
- Supported catalysts
- Agglomerated catalysts

Types of catalysts

- Bulk catalysts
- Supported catalysts
- **Agglomerated catalysts**
 - Intermediate category
 - Catalysts obtained by mixing active species with support (powders+precursors)
 - Ill defined catalysts – broad application in industry



Types of catalysts

- **Bulk catalysts**
- Supported catalysts
- Malaxed-agglomerated catalysts

Preparation of bulk catalysts

- The whole body of the catalyst is made of one active substance
- = It must be cheap, thermally, mechanically, and chemically stable, porous,...!
 - Silica-alumina (cracking)
 - Raney nickel, Co molybdate (hydrogenation)
 - Catalyst supports: silica, alumina, silica-alumina, zeolites, TiO_2 , MgO , carbon

Preparation of bulk catalysts

- Ceramic route (heat and beat)
 - e.g. Molybdates $\text{Bi}_2\text{O}_3 + \text{MoO}_3 \rightarrow \text{Bi}_2\text{MoO}_6$
 - Used as selective oxidation catalysts (propylene to acrolein)
 - Homogeneity, time, temperature
- (Co-)Precipitation
 - E.g. $\text{NH}_4\text{VO}_3 + \text{Al}(\text{NO}_3)_3 \rightarrow \text{V-Al oxynitride}$ (used in propene ammoxidation to acrylonitrile)
 - change of pH leads to precipitation
- Sol-gel method
- Combustion synthesis
- Solvothermal method
 - e.g. zeolites

Preparation of bulk catalysts

- Ceramic route, (co-)precipitation, sol-gel method, combustion synthesis, and solvothermal method:

#InorgMatChem

- Heat and beat quickly and effectively?
- Sol-gel continuously???

**Flame spray
pyrolysis!**

**Aerosol assisted
sol-gel process!**

Ball milling!

Preparation of bulk catalysts

NANOMATERIALS

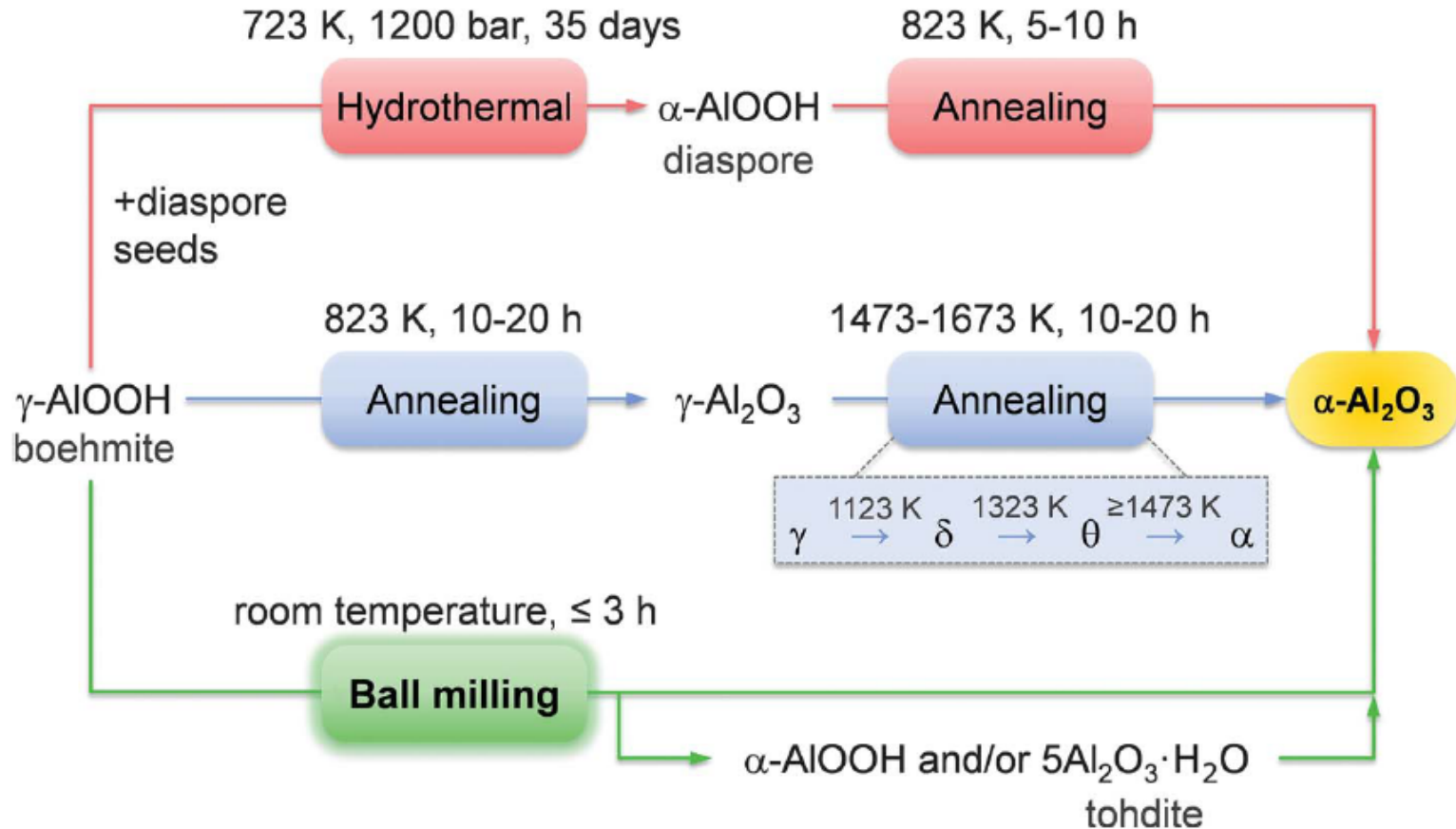
High-surface-area corundum by mechanochemically induced phase transformation of boehmite

Amol P. Amrute^{1*}, Zbigniew Łodziana², Hannah Schreyer¹, Claudia Weidenthaler¹, Ferdi Schüth^{1*}

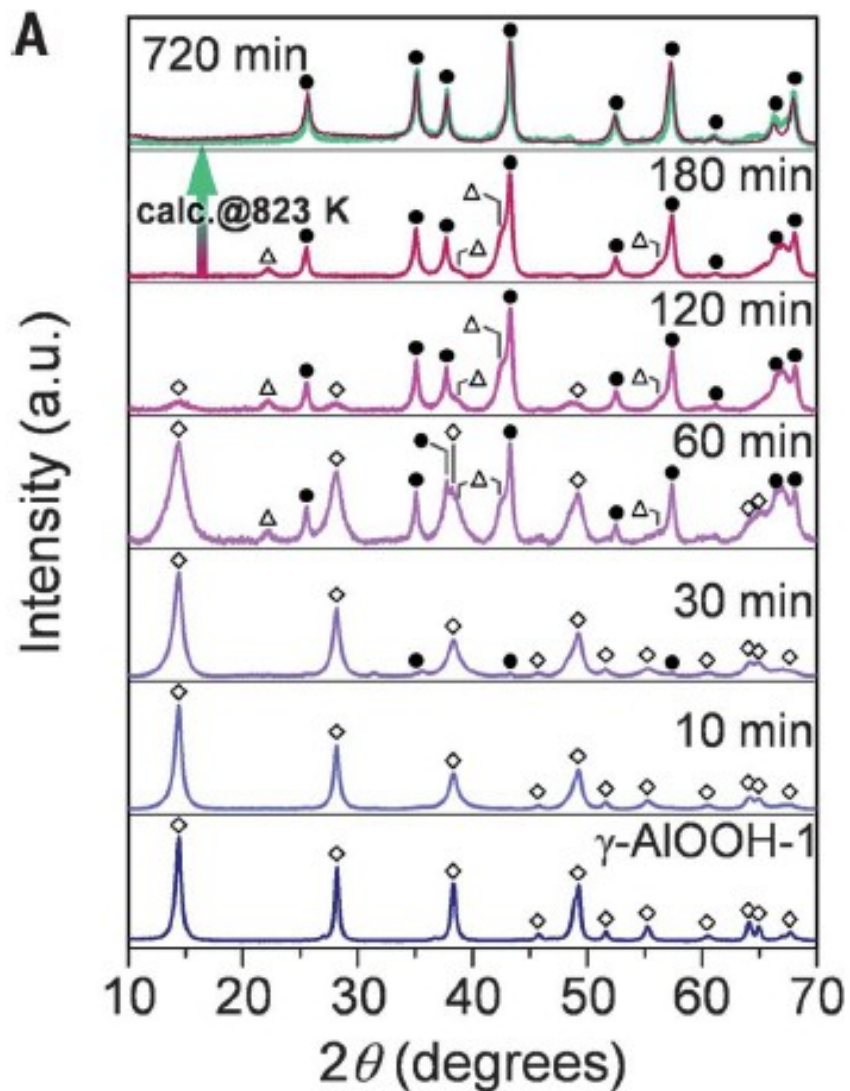
In its nanoparticulate form, corundum ($\alpha\text{-Al}_2\text{O}_3$) could lead to several applications. However, its production into nanoparticles (NPs) is greatly hampered by the high activation energy barrier for its formation from cubic close-packed oxides and the sporadic nature of its nucleation. We report a simple synthesis of nanometer-sized $\alpha\text{-Al}_2\text{O}_3$ (particle diameter ~ 13 nm, surface areas ~ 140 m² g⁻¹) by the mechanochemical dehydration of boehmite ($\gamma\text{-AlOOH}$) at room temperature. This transformation is accompanied by severe microstructural rearrangements and might involve the formation of rare mineral phases, diaspore and tohdite, as intermediates. Thermodynamic calculations indicate that this transformation is driven by the shift in stability from boehmite to $\alpha\text{-Al}_2\text{O}_3$ caused by milling impacts on the surface energy. Structural water in boehmite plays a crucial role in generating and stabilizing $\alpha\text{-Al}_2\text{O}_3$ NPs.

Preparation of bulk catalysts

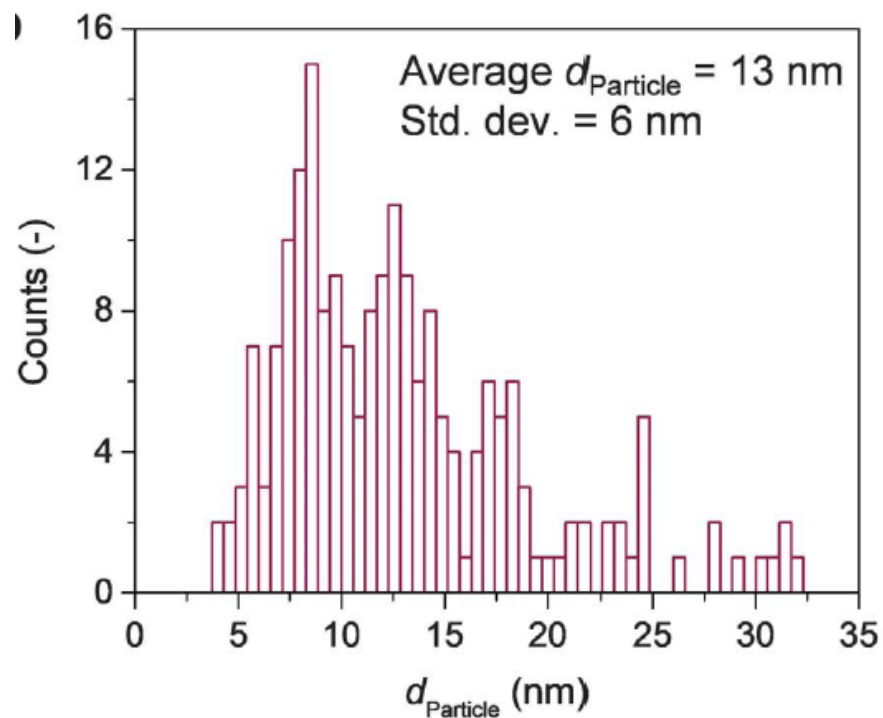
used. In a typical experiment, the milling vessel is charged with 1 g of precursor powder and milling balls in an open environment and placed in the vibration mill, followed by setting the milling frequency ($f_{\text{Mill}} = 20\text{-}30\text{ Hz}$) and duration ($t = 10\text{-}720\text{ min}$). After milling for the desired period of time, the sample was recovered. For WC milling jar and



Preparation of bulk catalysts








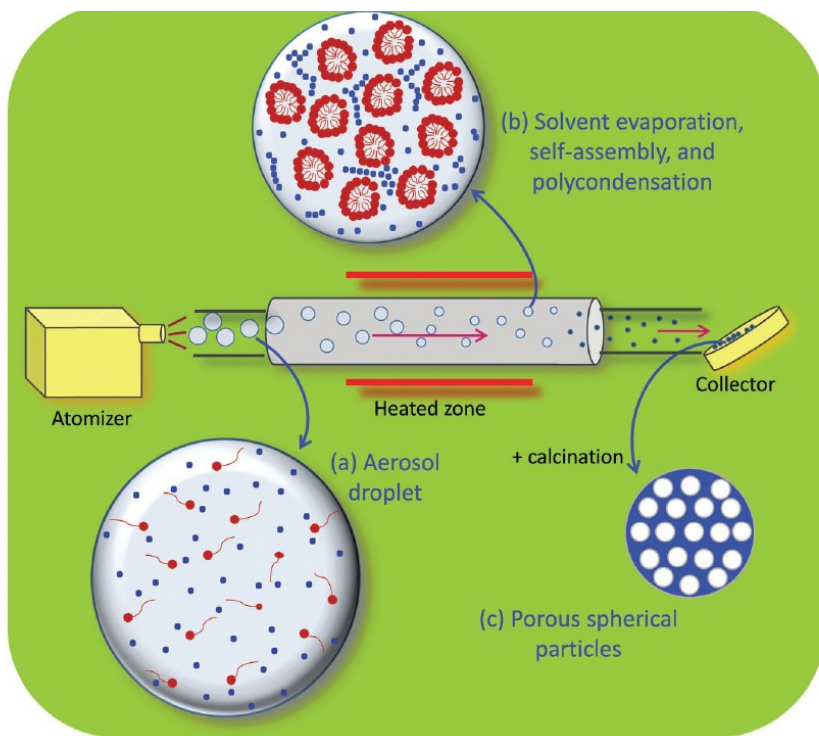
- ◇ γ -AlOOH
- α -Al₂O₃
- △ α -AlOOH



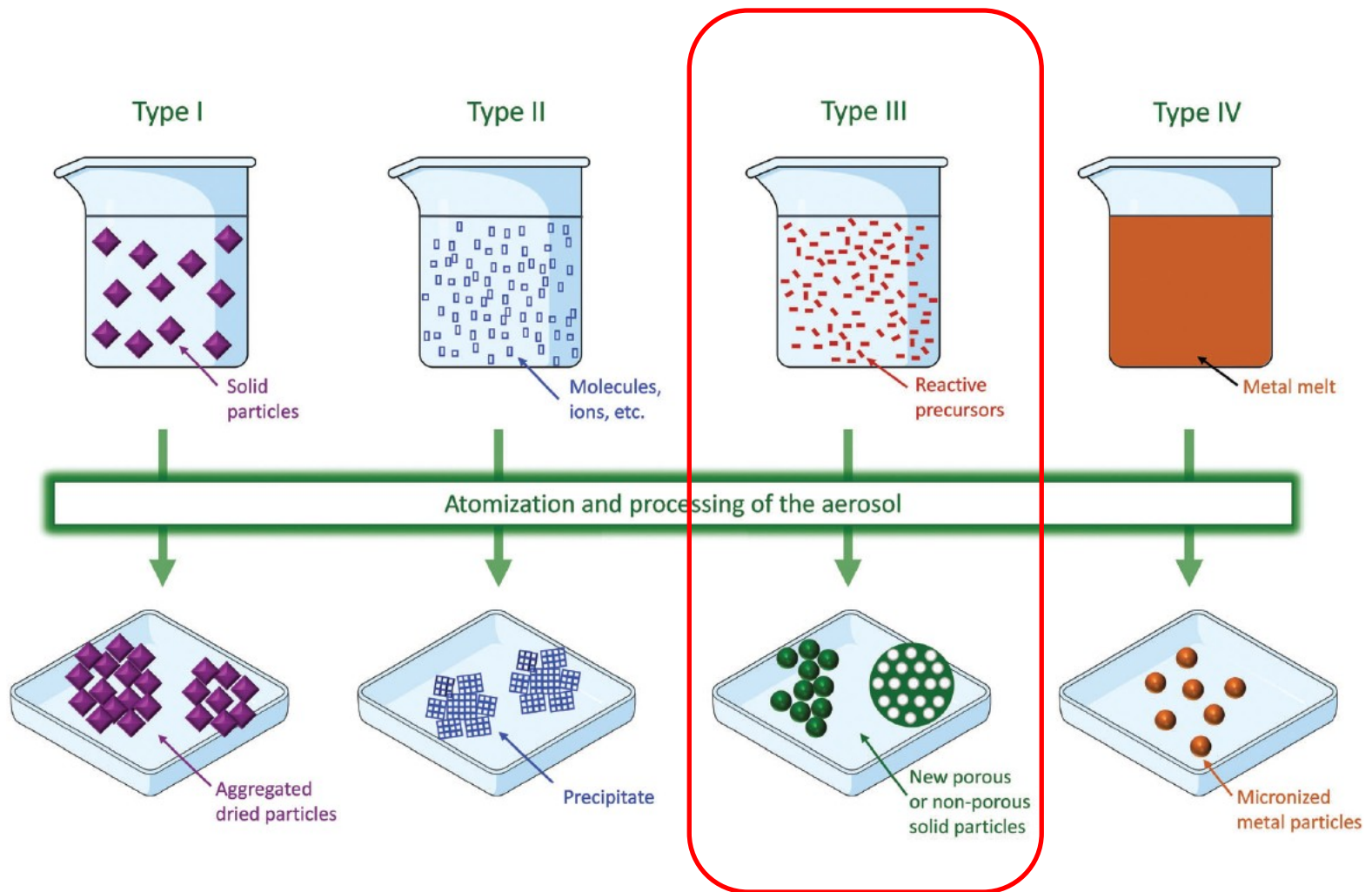
Preparation of bulk catalysts

Aerosol processing: a wind of innovation in the field of advanced heterogeneous catalysts

Damien P. Debecker, *^a Solène Le Bras, ^a Cédric Boissière,^b
Alexandra Chaumonot^c and Clément Sanchez *^b



Preparation of bulk catalysts



Preparation of bulk catalysts




- Flame spray pyrolysis

CHEMCATCHEM

DOI: 10.1002/cctc.201000425

Flame Aerosol Synthesis of Metal Oxide Catalysts with Unprecedented Structural and Catalytic Properties

Bjoern Schimmoeller,^[a] Sotiris E. Pratsinis,^[a] and Alfons Baiker*^[b]

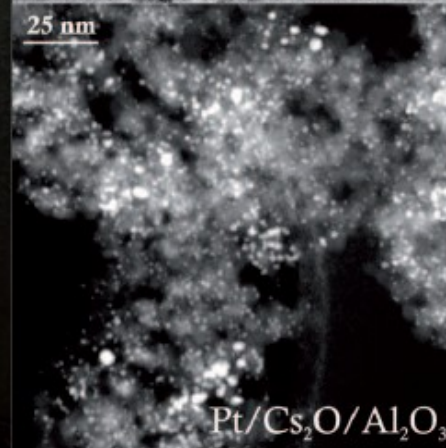
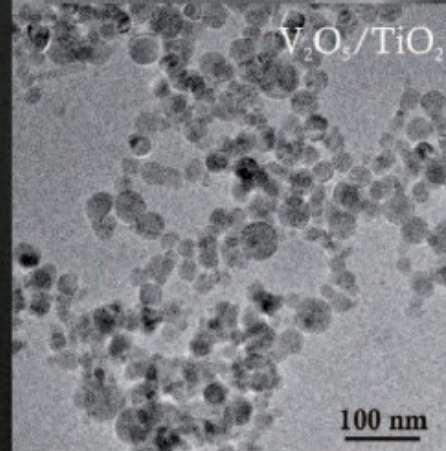



unique catalyst characteristics:

- structure
- dispersion
- ionicity
- crystallinity
- size
- porosity
- etc.



Aerosol
Flame
Synthesis



Preparation of bulk catalysts

- Flame spray pyrolysis

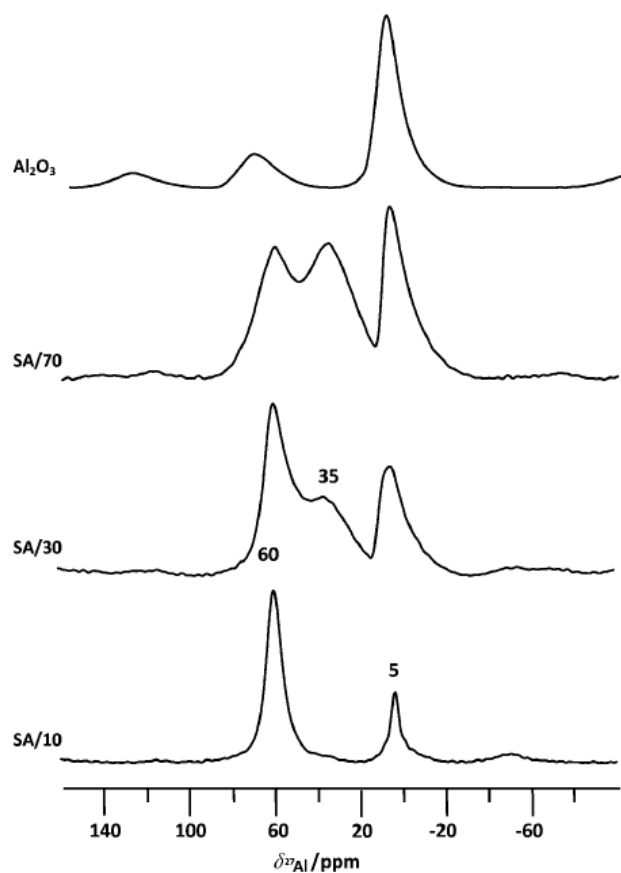


Figure 5. ^{27}Al MAS NMR spectra of FSP SA/10, 30, 70, and alumina.

Increasing the Brønsted Acidity of Flame-Derived Silica/Alumina up to Zeolitic Strength**

Jun Huang, Niels van Vegten, Yijiao Jiang, Michael Hunger, and Alfons Baiker*



ARTICLE

Received 9 Mar 2016 | Accepted 3 Nov 2016 | Published 15 Dec 2016

DOI: 10.1038/ncomms13820

OPEN

Brønsted acid sites based on penta-coordinated aluminum species

Zichun Wang¹, Yijiao Jiang², Olivier Lafon³, Julien Trébosc³, Kyung Duk Kim¹, Catherine Stampfl⁴, Alfons Baiker⁵, Jean-Paul Amoureux³ & Jun Huang¹

Zeolites and amorphous silica-alumina (ASA), which both provide Brønsted acid sites (BASs), are the most extensively used solid acid catalysts in the chemical industry. It is widely believed that BASs consist only of tetra-coordinated aluminum sites (Al^{IV}) with bridging OH groups in zeolites or nearby silanols on ASA surfaces. Here we report the direct observation in ASA of a new type of BAS based on penta-coordinated aluminum species (Al^{V}) by ^{27}Al - $\{^1\text{H}\}$ dipolar-mediated correlation two-dimensional NMR experiments at high magnetic field under magic-angle spinning. Both BAS- Al^{IV} and - Al^{V} show a similar acidity to protonate probe molecular ammonia. The quantitative evaluation of ^1H and ^{27}Al sites demonstrates that BAS- Al^{V} co-exists with BAS- Al^{IV} rather than replaces it, which opens new avenues for strongly enhancing the acidity of these popular solid acids.

Types of catalysts

- Bulk catalysts
- **Supported catalysts**
- Malaxed-agglomerated catalysts

Preparation of supported catalysts

- Properties of catalyst supports
 - Cheap
 - Porous
 - Thermally, mechanically, and chemically stable
 - ...
- Role of catalyst supports (non-innocent)
 - Porosity/hydrophobicity vs. Activity/selectivity
 - O, H, N,...bank (MvK mechanism)
 - Electron donor/acceptor (Haber-Bosch)
 - ...

Preparation of supported catalysts

- Three types of interaction between support and active phase
 - Weak
 - Electrostatic
 - Covalent

Preparation of supported catalysts

- Weak interaction = **Impregnation methods**
 - Wet impregnation
 - Suspension of support (e.g. SiO_2 in water)
 - Solution of metal salt (e.g. $\text{Cu}(\text{NO}_3)_2$ in water)
 - Mixed together (suspension)
 - Cu^{2+} cations diffuse into the pores of SiO_2 support (=we need to wait for enough **long** time, Fick laws)
 - Drying, calcination (= formation of Cu_2O NPs on SiO_2), (reduction of Cu_2O to Cu NPs)
 - Disadvantages: Time, homogeneity.

Preparation of supported catalysts

- Weak interaction = Impregnation methods
 - Dry impregnation (Incipient wetness impregnation)
 - Dry support, pores full of gas (e.g. SiO_2 in ambient air)
 - Solution of metal salt, $V = \text{pore volume}$ (e.g. $\text{Cu}(\text{NO}_3)_2$ in water)
 - Mixed together (paste)
 - Capillary elevation (**fast**) brings Cu^{2+} solution directly into the pores (concentration gradients might occur – pore size!)
 - Drying, calcination (= formation of Cu_2O NPs on SiO_2), (reduction of Cu_2O to Cu NPs)
 - Solubility limits!

Preparation of supported catalysts

- Weak interaction = Impregnation methods
 - Dry impregnation (Incipient wetness impregnation)
 - Big issue: Gas trapped inside the pores

Pore collapse

Mechanical degradation

Attrition

...

Preparation of supported catalysts

- Weak interaction = Impregnation methods
 - Dry impregnation (Incipient wetness impregnation)
 - Big issue: Gas trapped inside the pores

Possible solutions:

- No gas (impregnation under **vacuum**)
- Lower surface tension (addition of a **surfactant**)
- **Wait** until gas disappears and impregnation is completed (either gas dissolves in solution or bubbles move out from the pores)

Preparation of supported catalysts

- Weak interaction = Impregnation methods
 - Dry impregnation (Incipient wetness impregnation)
 - Big issue: Gas trapped inside the pores

Preparation of supported catalysts

- Three types of interaction between support and active phase
 - Weak
 - **Electrostatic**
 - Covalent

Preparation of supported catalysts

- Electrostatic interaction = **ion exchange**
 - Classic ion exchangers: clays, layered hydroxides, **zeolites**
 - Oxides with the help of pH

Preparation of supported catalysts

- Electrostatic interaction = **ion exchange**
 - Zeolites, how does it work?
 - Cation compensating the negative charge?
 - Na^+ from the synthetic step

Preparation of supported catalysts

- Electrostatic interaction = **ion exchange**
 - Zeolites, how does it work?
 - $\text{Na}^+ \rightarrow \text{H}^+$ directly?
 - $\text{Na}^+ \rightarrow \text{???} \rightarrow \text{H}^+$

Preparation of supported catalysts

- Electrostatic interaction = **ion exchange**
 - Zeolites, how does it work?
 - $\text{Na}^+ \rightarrow \text{NH}_4^+ \xrightarrow{\Delta T} \text{H}^+$
 - Zeolite NaY
 - Up to 73 % of Na^+ can be exchanged at R.T.
 - 4 consecutive steps
or
continuous ion exch.

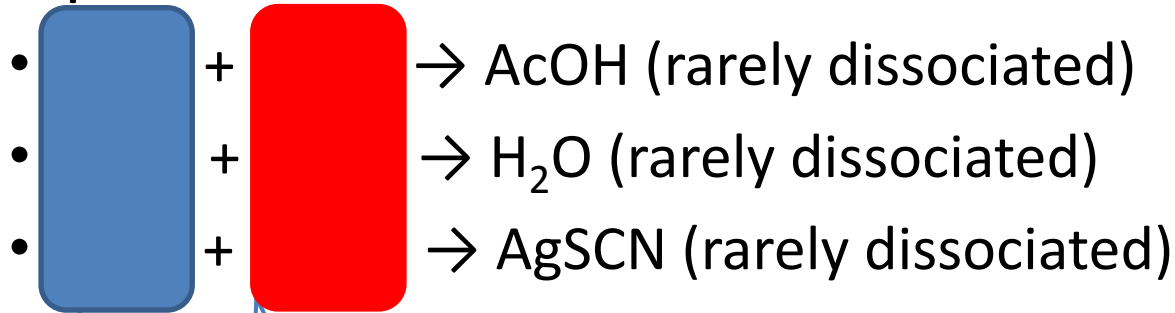
Preparation of supported catalysts

- Electrostatic interaction = **ion exchange**
 - Enhancement...trap for leaving ion (shifting equilibrium)!
 - e.g. Exchange of Ni^{2+} for H^+ in zeolite mordenite
 - $\text{Ni}(\text{NO}_3)_2$ vs. $\text{Ni}(\text{OAc})_2$

Preparation of supported catalysts

- Electrostatic interaction = **ion exchange**

– Trap



Salt - trap

Support

Preparation of supported catalysts

- Electrostatic interaction = **ion exchange**
 - Classic ion exchangers: clays, layered hydroxides, zeolites
 - **Oxides with the help of pH**

Preparation of supported catalysts

- Electrostatic interaction = **ion exchange**
 - **Oxides with the help of pH**

Preparation of supported catalysts

- Electrostatic interaction = **ion exchange**
 - Oxides with the help of pH
 - Isoelectric point

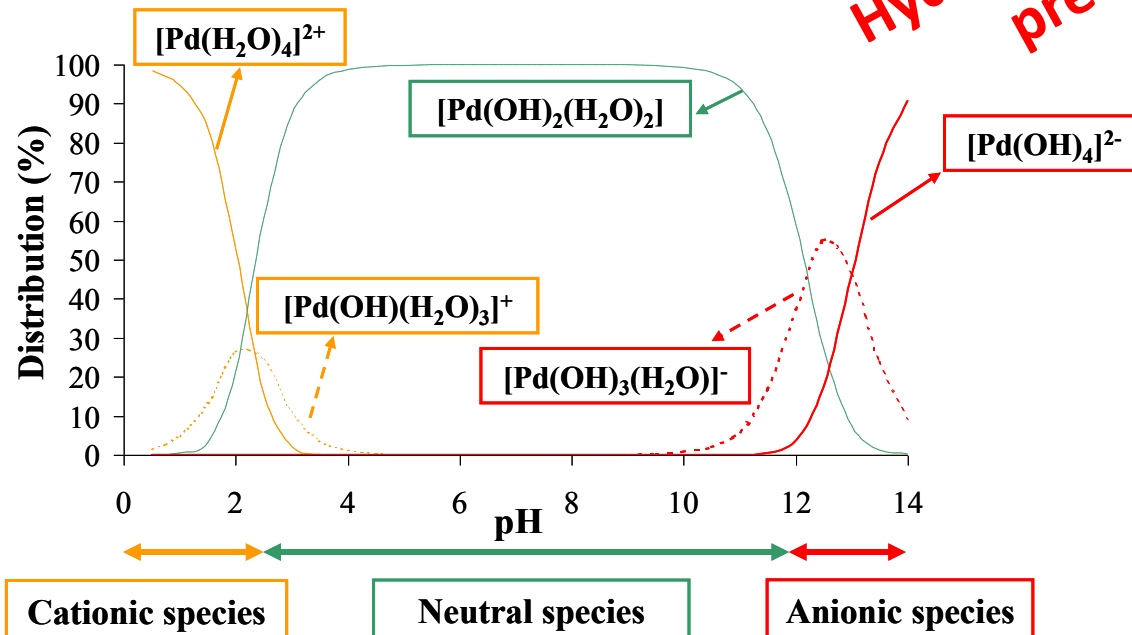
Preparation of supported catalysts

- Electrostatic interaction = **ion exchange**
 - Oxides with the help of pH
 - Exchange capacity: the farther you are from isoelectric point, the higher the exchange capacity.

Preparation of supported catalysts

- Electrostatic interaction = **Ion exchange**
 - Oxides with the help of pH
 - Stability of support at different pH!
 - Precursor stability at different pH!

Hydrolysis, condensation, precipitation...!



Preparation of supported catalysts

- Electrostatic interaction = **ion exchange**
 - Oxides with the help of pH
 - Competitive ion exchange

- Example: very high affinity between Al_2O_3 and Pt
- Result: heterogeneous distribution of Pt (only outer surface)

Preparation of supported catalysts

- Electrostatic interaction = **ion exchange**
 - Oxides with the help of pH
 - Competitive ion exchange

2–

- NH_4OH dissociates readily, NH_4^+ competes with Pt for sites (= inverse to trap)
- Result: homogeneous distribution of Pt through the support

Preparation of supported catalysts

- Electrostatic interaction = **ion exchange**
 - Oxides with the help of pH
 - Competitive ion exchange



Preparation of supported catalysts

- Electrostatic interaction = **ion exchange**
 - Oxides with the help of pH
 - Competitive ion exchange

Preparation of supported catalysts

- Electrostatic interaction = **ion exchange**
 - Oxides with the help of pH
 - Competitive ion exchange

Preparation of supported catalysts

- Electrostatic interaction = **ion exchange**
 - Oxides with the help of pH
 - Competitive ion exchange: Note
 - We say homogeneous Pt distribution...
 - But how homogeneous???
 - Latest research from de Jong group (University Utrecht, HR-TEM, perfect control of Pt deposition on atomic scale) shows that uniform Pt homogeneity is not ideal for hexane isomerization!

Preparation of supported catalysts

- Electrostatic interaction = **ion exchange**
 - Oxides with the help of pH
 - Detailed knowledge of isoelectric point, precursor behavior, control over pH:

Synthesis of ultrasmall, homogeneously alloyed, bimetallic nanoparticles on silica supports

A. Wong,¹ Q. Liu,¹ S. Griffin,¹ A. Nicholls,² J. R. Regalbuto^{1*}

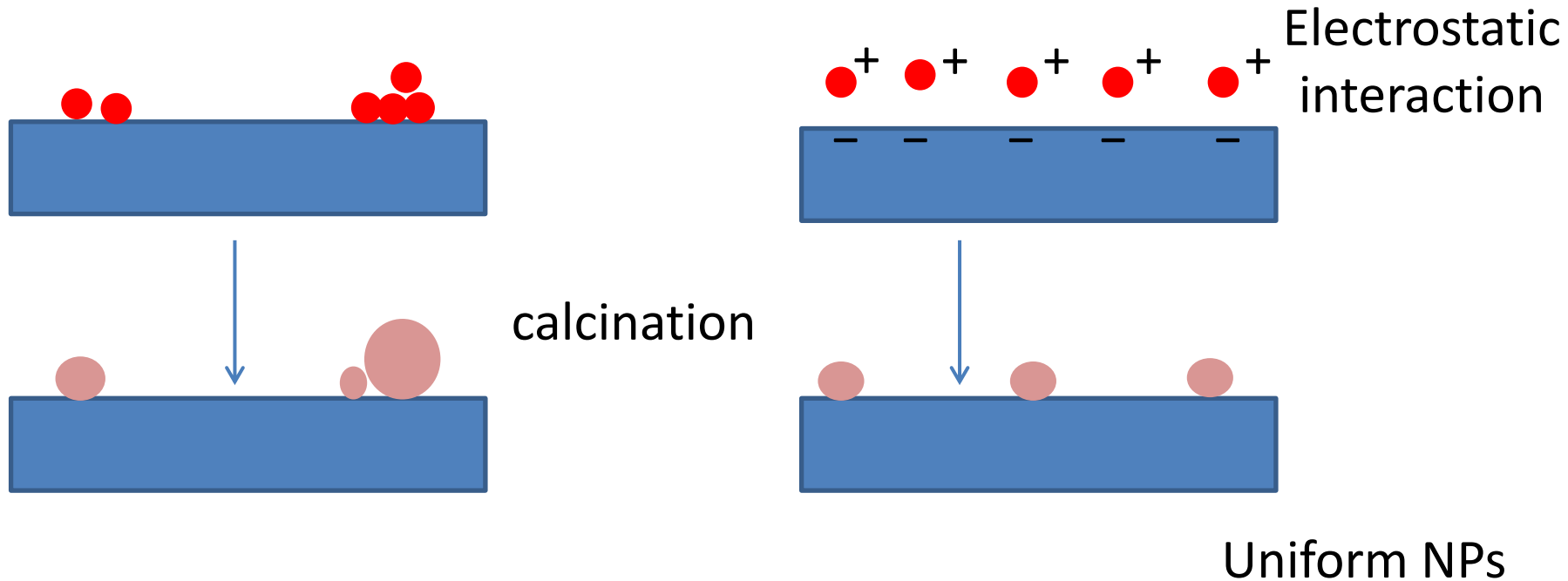
Preparation of supported catalysts

- Electrostatic interaction = **ion exchange**
 - Oxides with the help of pH
 - Detailed knowledge of isoelectric point, precursor behavior, control over pH:

Supported nanoparticles containing more than one metal have a variety of applications in sensing, catalysis, and biomedicine. Common synthesis techniques for this type of material often result in large, unalloyed nanoparticles that lack the interactions between the two metals that give the particles their desired characteristics. We demonstrate a relatively simple, effective, generalizable method to produce highly dispersed, well-alloyed bimetallic nanoparticles. Ten permutations of noble and base metals (platinum, palladium, copper, nickel, and cobalt) were synthesized with average particle sizes from 0.9 to 1.4 nanometers, with tight size distributions. High-resolution imaging and x-ray analysis confirmed the homogeneity of alloying in these ultrasmall nanoparticles.

Preparation of supported catalysts


- NPs by wet (dry) impregnation vs. impregnation with electrostatic interaction



Preparation of supported catalysts

- **Electrostatic interaction = Ion exchange**
 - Oxides with the help of pH

We demonstrate a simple method that can be applied to noble and base metals alike to synthesize ultrasmall (~1 nm) NPs with homogeneous alloying. The method is based on strong electrostatic adsorption (SEA), whereby charged metal precursors are strongly adsorbed onto oppositely charged oxide or carbon surfaces by controlling the pH relative to the surface point of zero charge (PZC) (7-9). This interaction holds the precursors in place during drying, as opposed to IMP, in which the metal precursors remain and aggregate in solution as drying occurs. The required surface charge is provided by the native OH groups on the surfaces; no explicit surface functionalization is needed. This method involves fewer steps than colloidal methods of NP synthesis and eliminates the problematic removal of the capping agents of those methods, because no capping agent is used.

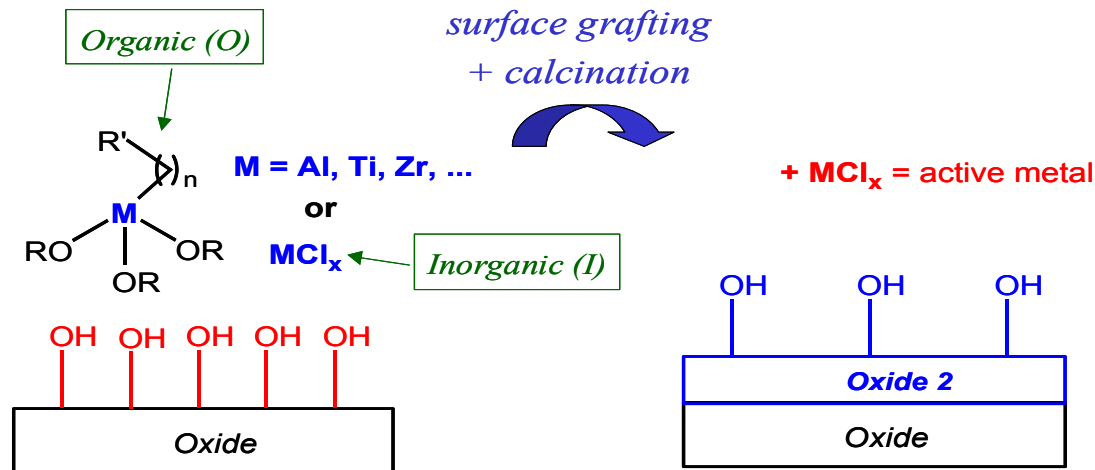


Preparation of supported catalysts

- Three types of interaction between support and active phase
 - Weak
 - Electrostatic
 - **Covalent**

Preparation of supported catalysts

- Covalent bonds = **grafting**
 - Formation of metal oxide on top of catalyst support



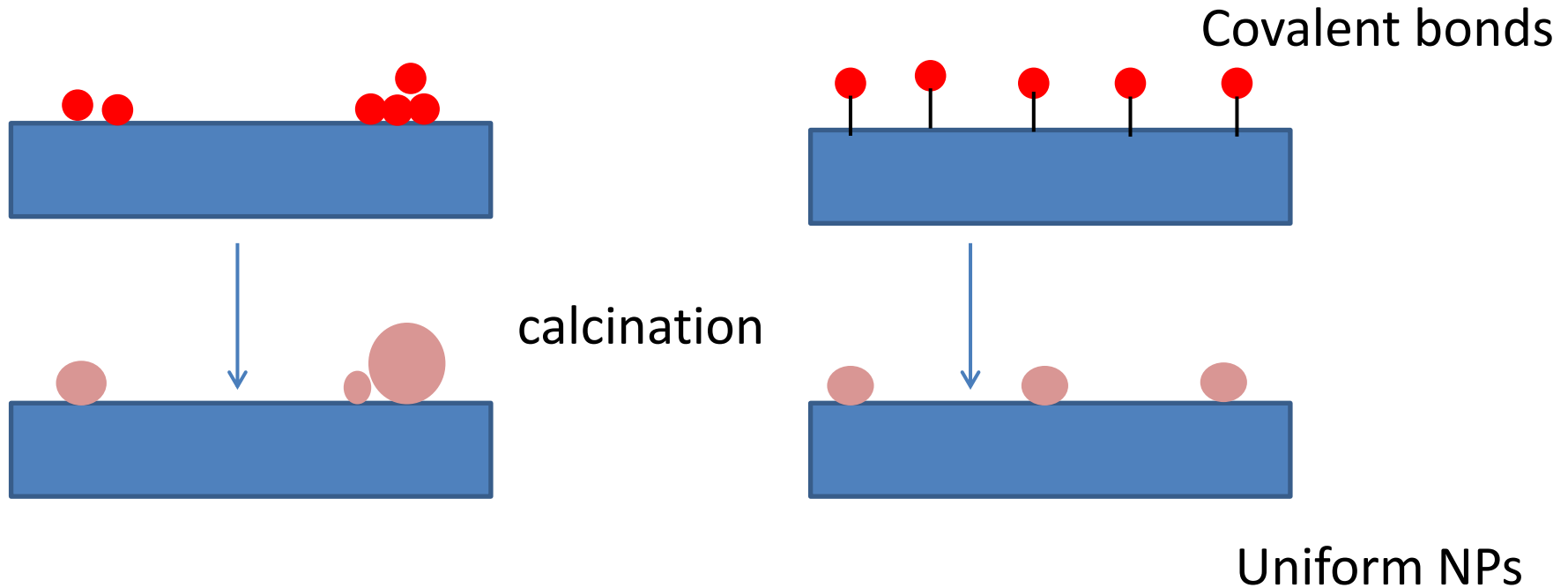
- Is calcination necessary? More in lecture on single site catalysts...

Preparation of supported catalysts

- Covalent bonds = **grafting**
 - Formation of metal NPs on top of catalyst support

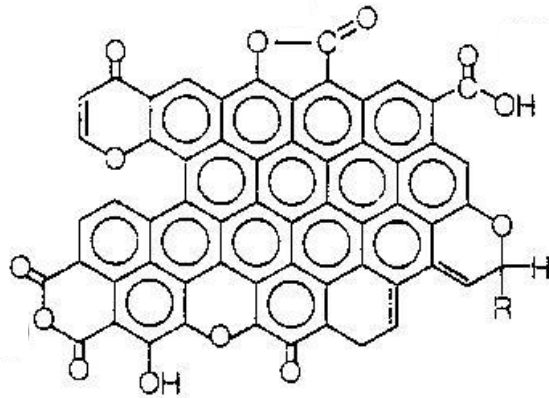
Preparation of supported catalysts

- Covalent bonds = **grafting**
 - NPs by impregnation vs. grafting



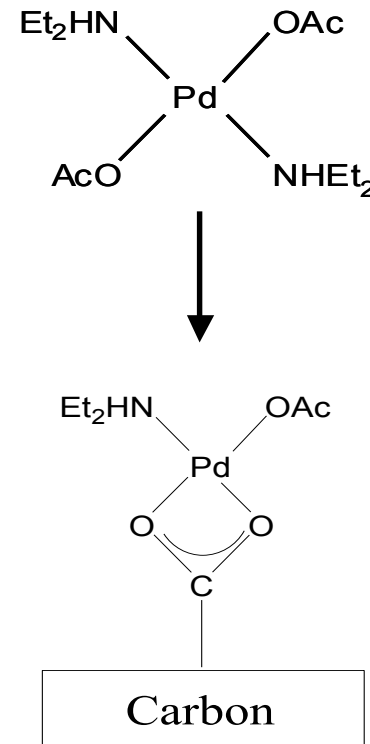
Preparation of supported catalysts

- Covalent bonds = **grafting**
 - Formation of metal NPs on top of graphene oxide



Content of COOH groups
increased by oxidation
(HNO_3 , H_2O_2 , O_3 , ...)


complex $[\text{Pd}(\text{OAc})_2(\text{Et}_2\text{NH})_2]$




Preparation of supported catalysts

- Covalent bonds = **grafting**
 - Formation of metal NPs on top of graphene oxide
 - Last step: Pd reduction

*Without
functionalization
by oxidation
(thus almost no
grafting)*



*With
functionalization
by oxidation
(thus grafted Pd
complexes)*



*no visible
metal
aggregates!*

Preparation of supported catalysts

- Covalent bonds = **Deposition/precipitation**
 - Starts as a dry impregnation
 - Metal salt is then selectively precipitated at the catalyst surface
 - Precipitation mainly by pH change – hydrolysis/condensation