

design	1	2	3	4	5	6	7	8	9
A	medium	blank C5	blank C4	blank C3	blank C2	blank C1	medium	blank PC1	blank PC2
B	medium	1,23 ug/L	3,7 ug/L	11,1 ug/L	33,3 ug/L	100 ug/L	medium	10	5
C	medium	1,23 ug/L	3,7 ug/L	11,1 ug/L	33,3 ug/L	100 ug/L	medium	10	5
D	medium	1,23 ug/L	3,7 ug/L	11,1 ug/L	33,3 ug/L	100 ug/L	medium	10	5
E	medium	SC	SC	SC	SC	SC	medium	SC	SC
F	medium	1,23 ug/L	3,7 ug/L	11,1 ug/L	33,3 ug/L	100 ug/L	medium	10	5
G	medium	1,23 ug/L	3,7 ug/L	11,1 ug/L	33,3 ug/L	100 ug/L	medium	10	5
H	medium	blank C5	blank C4	blank C3	blank C2	blank C1	medium	blank PC1	blank PC2

0h	1	2	3	4	5	6	7	8	9
A	0.029	0.036	0.03	0.03	0.029	0.028	0.03	0.026	0.026
B		0.046	0.043	0.037	0.037	0.037	0.036	0.035	0.039
C	0.029	0.037	0.037		0.035	0.037	0.038	0.046	0.06
D	0.032	0.038	0.036	0.035	0.037	0.036	0.037	0.035	0.036
E	0.031	0.037	0.037	0.037	0.035	0.036	0.026	0.038	0.035
F	0.029	0.037	0.036	0.036	0.035	0.036	0.035	0.044	0.035
G	0.029	0.038	0.034	0.037	0.039	0.037	0.035	0.054	0.035
H	0.031	0.033	0.031	0.032	0.03	0.03	0.029	0.029	0.028
avg	0.030	0.035	0.031	0.031	0.030	0.029	0.030	0.028	0.027

24h	1	2	3	4	5	6	7	8	9
A	0.03	0.039	0.032	0.038	0.032	0.028	0.032	0.029	0.031
B		0.051	0.051	0.042	0.039	0.038	0.042	0.037	0.038
C	0.03	0.044	0.041		0.039	0.039	0.043	0.041	0.039
D	0.036	0.047	0.041	0.04	0.042	0.038	0.044	0.037	0.037
E	0.033	0.044	0.042	0.044	0.045	0.044	0.038	0.044	0.038
F	0.03	0.044	0.048	0.041	0.043	0.039	0.042	0.042	0.039
G	0.031	0.045	0.041	0.044	0.042	0.037	0.041	0.039	0.038
H	0.037	0.035	0.034	0.032	0.03	0.032	0.031	0.03	0.035
avg	0.032	0.037	0.033	0.035	0.031	0.030	0.032	0.030	0.033

48h	1	2	3	4	5	6	7	8	9
A	0.031	0.04	0.037	0.041	0.041	0.029	0.033	0.029	0.031
B		0.089	0.062	0.048	0.039	0.039	0.051	0.038	0.042
C	0.03	0.056	0.056		0.041	0.039	0.046	0.04	0.04
D	0.035	0.055	0.052	0.047	0.041	0.039	0.048	0.036	0.037
E	0.033	0.054	0.062	0.075	0.062	0.069	0.054	0.069	0.041
F	0.03	0.057	0.061	0.047	0.044	0.04	0.047	0.037	0.04
G	0.03	0.062	0.057	0.05	0.043	0.04	0.048	0.041	0.038
H	0.037	0.034	0.033	0.032	0.03	0.031	0.029	0.03	0.035
avg	0.032	0.037	0.035	0.037	0.036	0.030	0.031	0.030	0.033

72h	1	2	3	4	5	6	7	8	9
A	0.03	0.04	0.044	0.042	0.047	0.027	0.031	0.028	0.027
B		0.105	0.095	0.067	0.043	0.039	0.078	0.039	0.044
C	0.031	0.087	0.071		0.044	0.04	0.065	0.039	0.043
D	0.035	0.095	0.083	0.065	0.046	0.039	0.071	0.035	0.041
E	0.031	0.087	0.082	0.08	0.082	0.082	0.064	0.079	0.047
F	0.03	0.077	0.079	0.063	0.046	0.04	0.06	0.035	0.042

G	0.03	0.087	0.085	0.064	0.045	0.05	0.066	0.042	0.045
H	0.037	0.034	0.033	0.029	0.03	0.03	0.029	0.029	0.032
avg	0.032	0.037	0.039	0.036	0.039	0.029	0.030	0.029	0.030

10	11	12
blank PC3	blank PC4	medium
2.5	1.25	medium
2.5	1.25	medium
2.5	1.25	medium
SC	SC	medium
2.5	1.25	medium
2.5	1.25	medium
blank PC3	blank PC4	medium

C	diuron
PC	dichroman draselný

10	11	12
0.026	0.027	0.026
0.034	0.034	0.027
0.035	0.034	0.028
0.034	0.033	0.027
0.038	0.038	0.028
0.035	0.043	0.029
0.036	0.035	0.028
		0.028
0.026	0.027	0.028

10	11	12
0.035	0.03	0.03
0.041	0.043	0.033
0.041	0.04	0.031
0.041	0.041	0.031
0.047	0.048	0.03
0.041	0.058	0.032
0.042	0.043	0.032
		0.032
0.035	0.030	0.031

10	11	12
0.037	0.03	0.031
0.049	0.058	0.033
0.047	0.051	0.03
0.045	0.052	0.032
0.063	0.07	0.029
0.049	0.085	0.031
0.048	0.051	0.03
		0.031
0.037	0.030	0.031

10	11	12
0.028	0.028	0.03
0.06	0.081	0.03
0.063	0.075	0.029
0.061	0.078	0.03
0.086	0.095	0.029
0.059	0.143	0.031

0h	1	2	3	4
A				
B		0.012	0.013	0.006
C		0.003	0.007	
D		0.004	0.006	0.004
E		0.009	0.009	0.009
F		0.003	0.006	0.005
G		0.004	0.004	0.006
H				
0.008	avg	0.005	0.007	0.005
0.002	sd	0.004	0.003	0.001
20.884	cv %	81.576	51.053	18.237
24h	1	2	3	4
A				
B		0.014	0.018	0.007
C		0.007	0.008	
D		0.010	0.008	0.005
E		0.013	0.011	0.013
F		0.007	0.015	0.006
G		0.008	0.008	0.009
H				
0.012	avg	0.009	0.011	0.007
0.003	sd	0.003	0.005	0.002
23.978	cv %	32.061	41.885	25.301
48h	1	2	3	4
A				
B		0.052	0.027	0.012
C		0.019	0.021	
D		0.018	0.017	0.011
E		0.023	0.031	0.044
F		0.020	0.026	0.011
G		0.025	0.022	0.014
H				
0.026	avg	0.027	0.023	0.012
0.011	sd	0.014	0.004	0.001
40.219	cv %	53.516	17.864	12.298
72h	1	2	3	4
A				
B		0.068	0.057	0.032
C		0.050	0.033	
D		0.058	0.045	0.030
E		0.057	0.052	0.050
F		0.040	0.041	0.028

0.064	0.078	0.03
		0.03
0.028	0.028	0.030

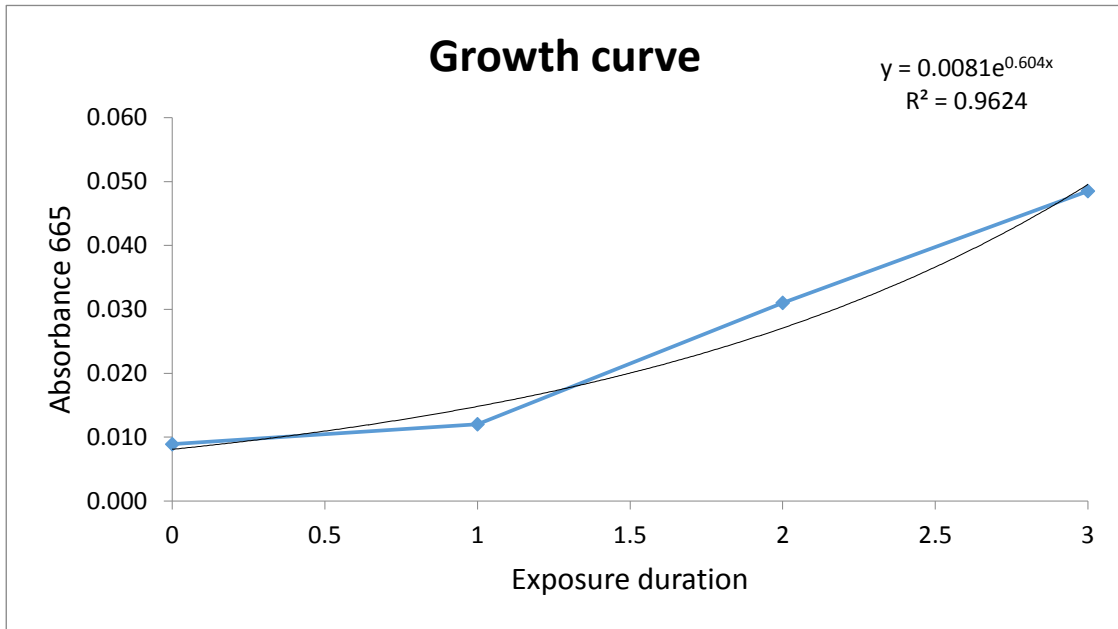
G		0.050	0.047	0.029
H				
0.045	avg	0.053	0.044	0.029
0.013	sd	0.010	0.009	0.002
27.854	cv %	19.643	19.872	5.839

		avg	sd	cv%
OD	0	0.009	0.001	15.863
	1	0.012	0.003	27.716
	2	0.031	0.010	32.297
	3	0.049	0.014	27.877

BLANK SUBTRACTIONS

5	6	7	8	9	10	11	12
0.008	0.008	0.007	0.008	0.012	0.000	0.007	
0.006	0.008	0.009	0.019	0.033	0.009	0.007	
0.008	0.007	0.008	0.008	0.009	0.008	0.006	
0.007	0.008	0.007	0.010	0.007	0.010	0.010	
0.006	0.007	0.006	0.017	0.008	0.009	0.016	
0.010	0.008	0.006	0.027	0.008	0.010	0.008	
0.007	0.008	0.007	0.015	0.014	0.007	0.009	
0.002	0.001	0.001	0.008	0.011	0.004	0.004	
23.568	7.207	19.460	52.573	76.765	56.758	46.438	
5	6	7	8	9	10	11	12
0.008	0.008	0.011	0.008	0.005	0.006	0.013	
0.008	0.009	0.012	0.012	0.006	0.006	0.010	
0.011	0.008	0.013	0.008	0.004	0.006	0.011	
0.014	0.013	0.007	0.013	0.007	0.016	0.017	
0.012	0.009	0.011	0.013	0.006	0.006	0.028	
0.011	0.007	0.010	0.010	0.005	0.007	0.013	
0.010	0.008	0.011	0.010	0.005	0.006	0.015	
0.002	0.001	0.001	0.002	0.001	0.000	0.007	
18.708	10.203	10.460	23.509	16.090	7.213	49.216	
5	6	7	8	9	10	11	12
0.004	0.009	0.020	0.009	0.009	0.012	0.028	
0.006	0.009	0.015	0.011	0.007	0.010	0.021	
0.006	0.009	0.017	0.007	0.004	0.008	0.022	
0.031	0.038	0.023	0.038	0.010	0.032	0.039	
0.008	0.010	0.016	0.008	0.007	0.012	0.055	
0.007	0.010	0.017	0.012	0.005	0.011	0.021	
0.006	0.009	0.017	0.009	0.006	0.011	0.029	
0.002	0.001	0.002	0.002	0.002	0.002	0.015	
31.957	5.827	11.005	23.299	30.459	15.786	49.676	
5	6	7	8	9	10	11	12
0.005	0.011	0.048	0.011	0.015	0.032	0.053	
0.006	0.012	0.035	0.011	0.014	0.035	0.047	
0.008	0.011	0.041	0.007	0.012	0.033	0.050	
0.052	0.052	0.034	0.049	0.017	0.056	0.065	
0.008	0.012	0.030	0.007	0.013	0.031	0.115	

0.007	0.022	0.036	0.014	0.016	0.036	0.050	
0.006	0.013	0.038	0.010	0.014	0.033	0.063	
0.001	0.005	0.007	0.003	0.002	0.002	0.029	
20.696	36.048	17.945	31.579	11.712	6.209	46.264	



GROWTH RATE CA

	avg control				0.561
0-72h	0.592	0.503	0.553	-0.170	0.091
	0.999	0.536		0.000	0.121
	0.936	0.697	0.666	0.000	0.135
	0.602	0.572	0.559	0.652	0.609
	0.924	0.666	0.568	0.103	0.165
	0.886	0.862	0.519	-0.126	0.330
avg	0.867	0.653	0.577	-0.039	0.168
sd	0.159	0.143	0.063	0.110	0.094
cv %	18.328	21.931	10.928	-283.827	55.858

	avg control				0.555
0-48h	0.754	0.385	0.325	-0.381	0.059
	1.014	0.586		0.000	0.059
	0.819	0.564	0.483	-0.155	0.126
	0.451	0.600	0.774	0.720	0.758
	1.040	0.777	0.371	0.218	0.178
	0.983	0.919	0.405	-0.118	0.112
avg	0.922	0.646	0.396	-0.087	0.107
sd	0.127	0.206	0.066	0.219	0.050
cv %	13.803	31.900	16.751	-251.163	47.075

	avg control				0.347
0-24h	0.197	0.365	0.154	0.065	0.000
	1.030	0.208		0.375	0.118
	1.050	0.375	0.223	0.383	0.134
	0.298	0.125	0.298	0.614	0.410
	1.030	1.003	0.182	0.780	0.251
	0.827	0.827	0.405	0.147	-0.134
avg	0.826	0.555	0.241	0.350	0.074
sd	0.364	0.341	0.113	0.278	0.146
cv %	44.002	61.336	46.864	79.533	197.991

	avg control				0.573
48-72h	0.268	0.738	1.008	0.251	0.154
	0.968	0.437		0.000	0.245
	1.170	0.962	1.033	0.310	0.154
	0.904	0.516	0.127	0.516	0.313
	0.693	0.443	0.963	-0.125	0.140

	0.693	0.748	0.747	-0.143	0.765
avg	0.758	0.666	0.938	0.059	0.292
sd	0.340	0.225	0.130	0.211	0.268
cv %	44.808	33.754	13.890	360.039	91.906

				avg control	0.764
24-48h	1.312	0.405	0.496	-0.827	0.118
	0.999	0.965		-0.375	0.000
	0.588	0.754	0.742	-0.693	0.118
	0.605	1.075	1.251	0.826	1.105
	1.050	0.550	0.560	-0.345	0.105
	1.139	1.012	0.405	-0.383	0.357
avg	1.018	0.737	0.551	-0.524	0.140
sd	0.268	0.261	0.142	0.221	0.131
cv %	26.359	35.410	25.820	-42.044	93.955

LCULATIONS

0.092	16.423			
0.666	0.112	0.063		0.675
0.472	-0.189	-0.298	0.453	0.635
0.566	-0.048	0.082	0.472	0.707
0.552	0.518	0.281	0.563	0.612
0.565	-0.311	0.149	0.412	0.657
0.626	-0.225	0.220	0.427	0.611
0.579	-0.132	0.043	0.441	0.657
0.074	0.166	0.201	0.027	0.037
12.724	-125.936	463.983	6.060	5.602

0-72h

avg
sd

0.171	30.782			
0.562	0.063	-0.144		0.693
0.284	-0.283	-0.775	0.053	0.549
0.409	-0.072	-0.405	0.000	0.650
0.632	0.651	0.158	0.565	0.664
0.534	-0.394	-0.067	0.144	0.617
0.564	-0.417	-0.235	0.048	0.483
0.471	-0.221	-0.325	0.061	0.598
0.122	0.209	0.281	0.060	0.083
25.962	-94.803	-86.526	98.430	13.931

0-48h

avg
sd

0.219	63.294			
0.480	0.000	-0.875		0.619
0.302	-0.475	-1.705	-0.405	0.357
0.511	0.000	-0.811	-0.288	0.606
0.000	0.196	-0.107	0.409	0.472
0.647	-0.278	-0.288	-0.405	0.560
0.547	-1.026	-0.470	-0.357	0.486
0.497	-0.356	-0.830	-0.364	0.525
0.126	0.425	0.546	0.056	0.108
25.293	-119.462	-65.770	-15.317	20.525

0-24h

avg
sd

0.242	42.236			
0.875	0.211	0.477	0.981	0.638
0.847	0.000	0.657	1.253	0.806
0.880	0.000	1.056	1.417	0.821
0.391	0.253	0.526	0.558	0.510
0.629	-0.143	0.580	0.949	0.738

GRI

0h

24h

0.750	0.160	1.131	1.186	0.868
0.796	0.046	0.780	1.157	0.774
0.107	0.142	0.294	0.195	0.089
13.490	310.144	37.740	16.841	11.511

0.337 44.181

0.644	0.125	0.588	0.693	0.767
0.266	-0.091	0.154	0.511	0.742
0.307	-0.143	0.000	0.288	0.693
1.264	1.105	0.424	0.721	0.856
0.421	-0.511	0.154	0.693	0.675
0.582	0.191	0.000	0.452	0.480

0.444 -0.086 0.179 0.527 0.671
0.166 0.276 0.241 0.172 0.113
37.357 -322.134 134.502 32.620 16.891

48h

72h

72h

Diuron - Gr

EC50

EC20

GROWTH RATE INF

-5.579	10.381	1.487	130.347	83.845
-77.972	4.385	100.000	100.000	78.440
-66.801	-24.208	-18.704	100.000	75.912
-7.363	-1.921	0.403	-16.177	-8.622
-64.716	-18.613	-1.277	81.574	70.507
-57.983	-53.672	7.433	122.545	41.268
-46.736	-13.941	14.890	86.382	56.892
31.850	23.570	42.612	53.203	35.424

-35.908	30.636	41.401	168.647	89.391
-82.677	-5.628	100.000	100.000	89.391
-47.501	-1.642	13.074	127.936	77.364
18.678	-8.082	-39.518	-29.694	-36.513
-87.297	-39.911	33.173	60.791	67.874
-77.090	-65.575	26.959	121.292	79.901
-51.966	-15.034	29.182	91.495	61.235
40.227	33.392	45.088	69.094	48.565

43.262	-5.175	55.538	81.385	100.000
-196.975	40.110	100.000	-8.074	66.028
-202.802	-8.074	35.638	-10.467	61.485
14.153	63.899	14.153	-77.043	-18.381
-196.975	-189.384	47.413	-125.023	27.513
-138.441	-138.441	-16.949	57.715	138.515
-112.963	-39.511	39.299	-13.584	62.527
112.607	101.439	39.557	78.215	54.706

	diuron ug/L			
c	1.23	3.70	11.10	33.30
log c	0.09	0.57	1.05	1.52
AVG				
SD				
AVG	-112.96	-39.51	39.30	-13.58
SD	112.61	101.44	39.56	78.22

AVG	-51.97	-15.03	29.18	91.50
SD	40.23	33.39	45.09	69.09
AVG	-46.74	-13.94	14.89	86.38
SD	31.85	23.57	42.61	53.20

For GraphPad prism

% Growth rate inhibition	log c	1	2
1,23 ug/L	0.090	-5.58	-77.97
3,7 ug/L	0.568	10.38	4.39
11,1 ug/L	1.045	1.49	100.00
33,3 ug/L	1.522	130.35	100.00
100 ug/L	2.000	83.84	78.44

Growth Rate Inhibition 72h - *Raphidocelis subcapitata*

12.40 ug/L

11.03 ug/L

IBITION %

-18.782	80.011	88.757		-20.266
15.920	133.649	153.101	19.316	-13.128
-0.916	108.501	85.438	15.814	-25.962
1.705	7.621	49.952	-0.293	-9.128
-0.784	155.343	73.487	26.526	-17.174
-11.615	140.068	60.707	23.901	-8.871
-2.412	104.199	85.240	17.053	-15.755
11.921	54.223	36.339	10.538	6.704

-1.233	88.726	125.912		-24.865
48.841	151.016	239.664	90.510	1.047
26.294	112.889	173.041	100.000	-17.028
-13.822	-17.225	71.455	-1.801	-19.557
3.819	171.017	112.027	74.088	-11.215
-1.642	175.191	142.334	91.415	13.074
10.376	113.602	144.072	70.842	-9.757
22.981	72.422	57.636	41.677	14.264

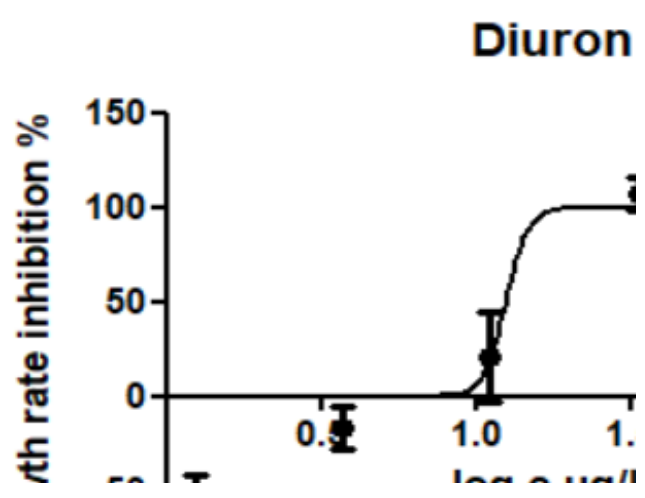
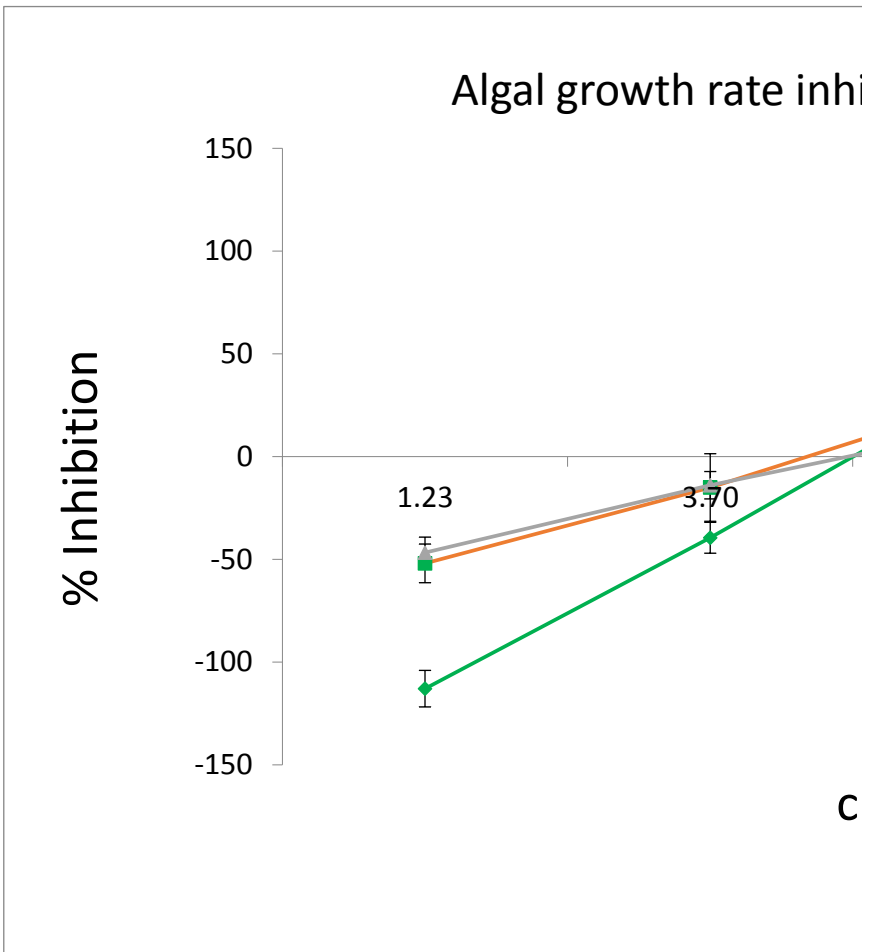
-38.324	100.000	352.513		-78.551
12.813	237.127	591.704	216.949	-2.876
-47.338	100.000	333.898	182.977	-74.829
100.000	43.387	130.933	-18.105	-35.998
-86.508	180.078	182.977	216.949	-61.411
-57.641	395.889	235.564	202.876	-40.036
-19.500	176.080	304.598	160.329	-48.950
66.930	127.470	164.500	100.714	28.535

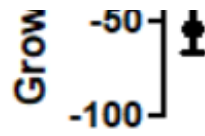
PC ug/L					
100.00	1.25	2.5	5	10	
2.00	0.10	0.40	0.70	1.00	
62.53	176.08	304.60	160.33	-48.95	
54.71	127.47	164.50	100.71	28.53	

61.23	113.60	144.07	70.84	-9.76
48.57	72.42	57.64	41.68	14.26
56.89	104.20	85.24	17.05	-15.75
35.42	54.22	36.34	10.54	6.70

For GraphPad prism

3	4	5	c	
-66.80	-64.72	-57.98	SC	0
-24.21	-18.61	-53.67		1.25
-18.70	-1.28	7.43		2.5
100.00	81.57	122.54		5
75.91	70.51	41.27		10



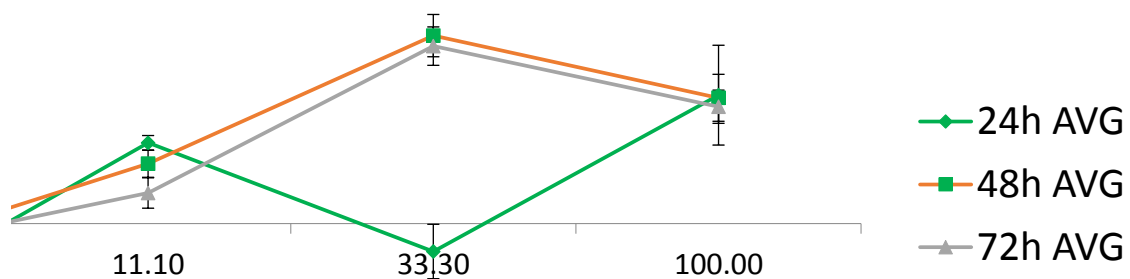


log c ug/l

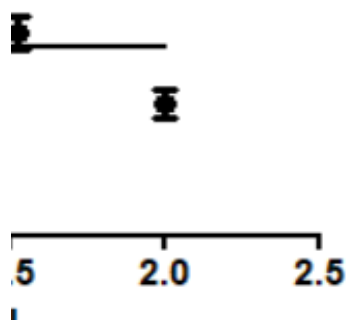
log c	1	2	3	4	5
	-18.78	15.92	-0.92	3.82	-1.64
0.097	80.01	133.65	108.50	155.34	140.07
0.398	88.76	153.10	85.44	73.49	60.71
0.699	0.00	19.32	15.81	26.53	23.90
1.000	-20.27	-13.13	-25.96	-17.17	-8.87

Graph Pad
 log(agonist) vs. normalized
 Best-fit values
 LOGEC50
 HILLSLOPE
 EC50
 Std. Error
 LOGEC50
 HILLSLOPE
 95% Confidence Intervals
 LOGEC50
 HILLSLOPE
 EC50
 Goodness of Fit
 Degrees of Freedom
 R2
 Absolute Sum of Squares
 Sy.x
 Number of points
 Analyzed

Inhibition after 24, 48 and 72 hours



diuron (ug/L)



L

response -- Variable slope

1.093

11.93

12.40

~ 90.62

~ 22408

(Very wide)

(Very wide)

(Very wide)

23

0,6050

41119

42,28

25