
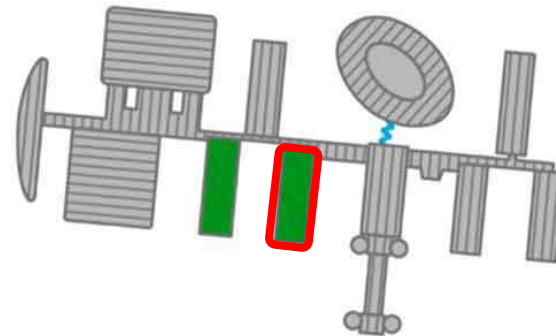


Molecular biology of parasites and diagnosis of parasitic diseases

Masarykova Univerzita, Přírodovědecká fakulta
Ústav botaniky a zoologie (Parazitologie)
Kampus Bohunice, Kamenice 753/5 (A31, 314)
Brno 625 00
Email: martin.kasny01@natur.gmail.com

RNDr. Martin Kašný, Ph.D.

MASARYK
UNIVERSITY



TEAM

Mgr. Nikol Reslová, Ph.D.

Diagnostics of helminths.

Mgr. Lucie Škorpíková, Ph.D.


Molecular diagnostics of food borne parasites.

Mgr. et Mgr. Jana Ilgová, Ph.D.

Characterization of protein molecules of helminths.

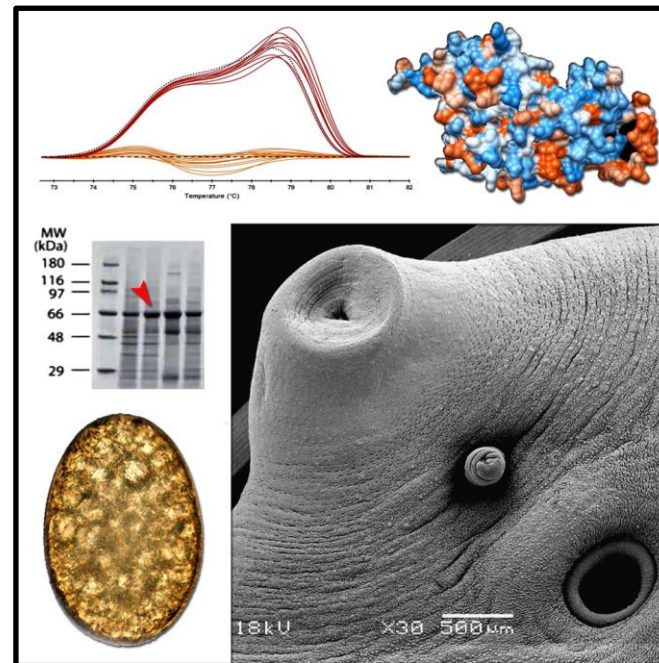
Mgr. Jiří Vorel, Ph.D.

The bioinformatic analyses.



Molecular biology of parasites and diagnosis of parasitic diseases

The scientific activities of our group encompass long-term research in the field of molecular biology of parasites. Our focus is primarily on the identification and **molecular/biochemical/immunological characterization of functional molecules** and their role in essential biological processes of the parasite or their involvement in host interactions. By elucidating the molecular basis of the studied organisms, we strive to contribute to the **improvement of diagnostic methods**, which are currently inadequate.



Molecular biology of parasites and diagnosis of parasitic diseases

Experimental organisms:

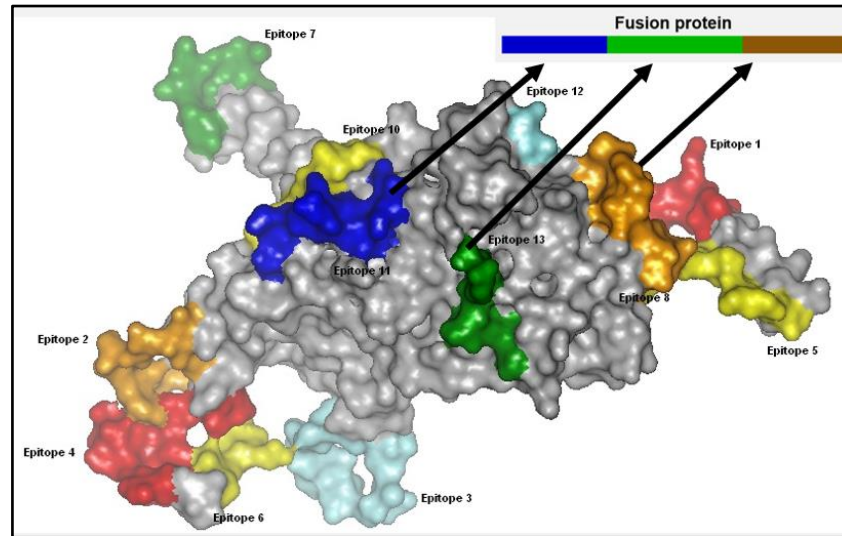
The organisms included in our experiments are **representatives of parasitic worms** such as **monogeneans** (e.g., *Diplozoon paradoxum*, *Eudiplozoon nipponicum*), **flukes** (e.g., *Schistosoma mansoni*, *Fasciola hepatica*, *Fascioloides magna*), **tapeworms** (e.g., *Hymenolepis diminuta*), and **nematodes** (e.g., *Trichinella* genus, gastrointestinal trichostrongylid nematodes, **entomopathogenic nematodes** of the *Heterorhabditis* and *Steinernema* genus).



Molecular biology of parasites and diagnosis of parasitic diseases

Methods:


We approach our objects of interest primarily through **molecular methods** (PCR, qPCR, gene cloning, NGS - genomics, etc.), **proteomic methods** (mass spectrometric methods MALDI TOF-TOF, LC-MS/MS), **bioinformatics** (evaluation of "omics" data), **biochemical techniques** (electrophoresis, chromatography, spectrometry, fluorometry, protein expression etc.), **immunological methods** (ELISA, blot), and **microscopic techniques** (brightfield, fluorescence, laser, scanning, and transmission microscopy).



Molecular biology of parasites and diagnosis of parasitic diseases

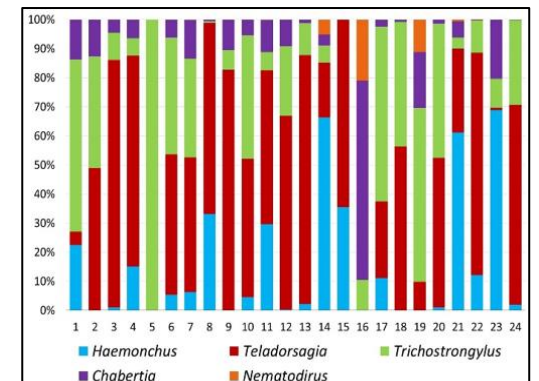
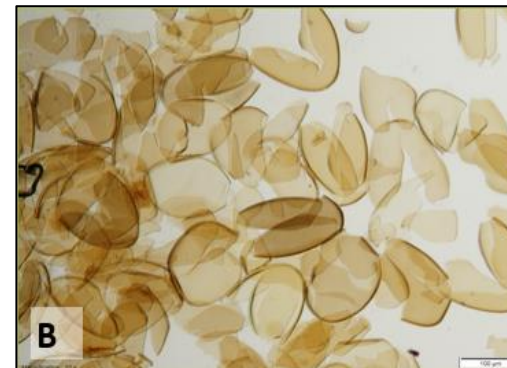
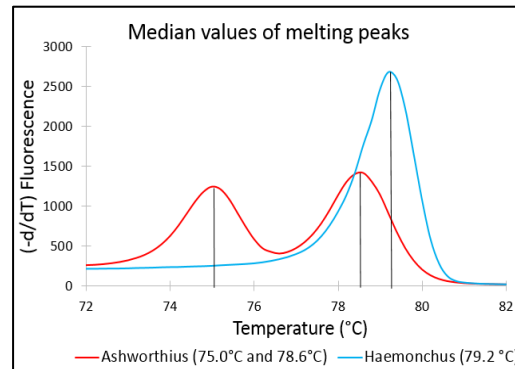
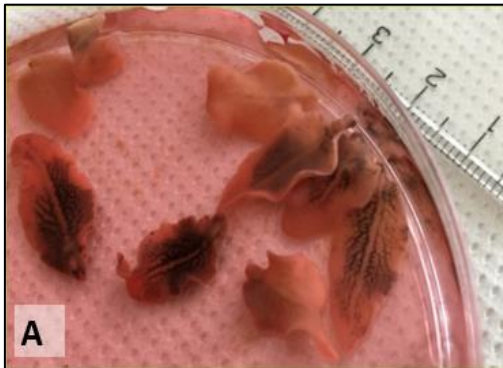
Research topic 1: Molecular diagnosis of parasitoses

Research topic 2: "Omics" approaches in the study of molecular interactions between parasite and host

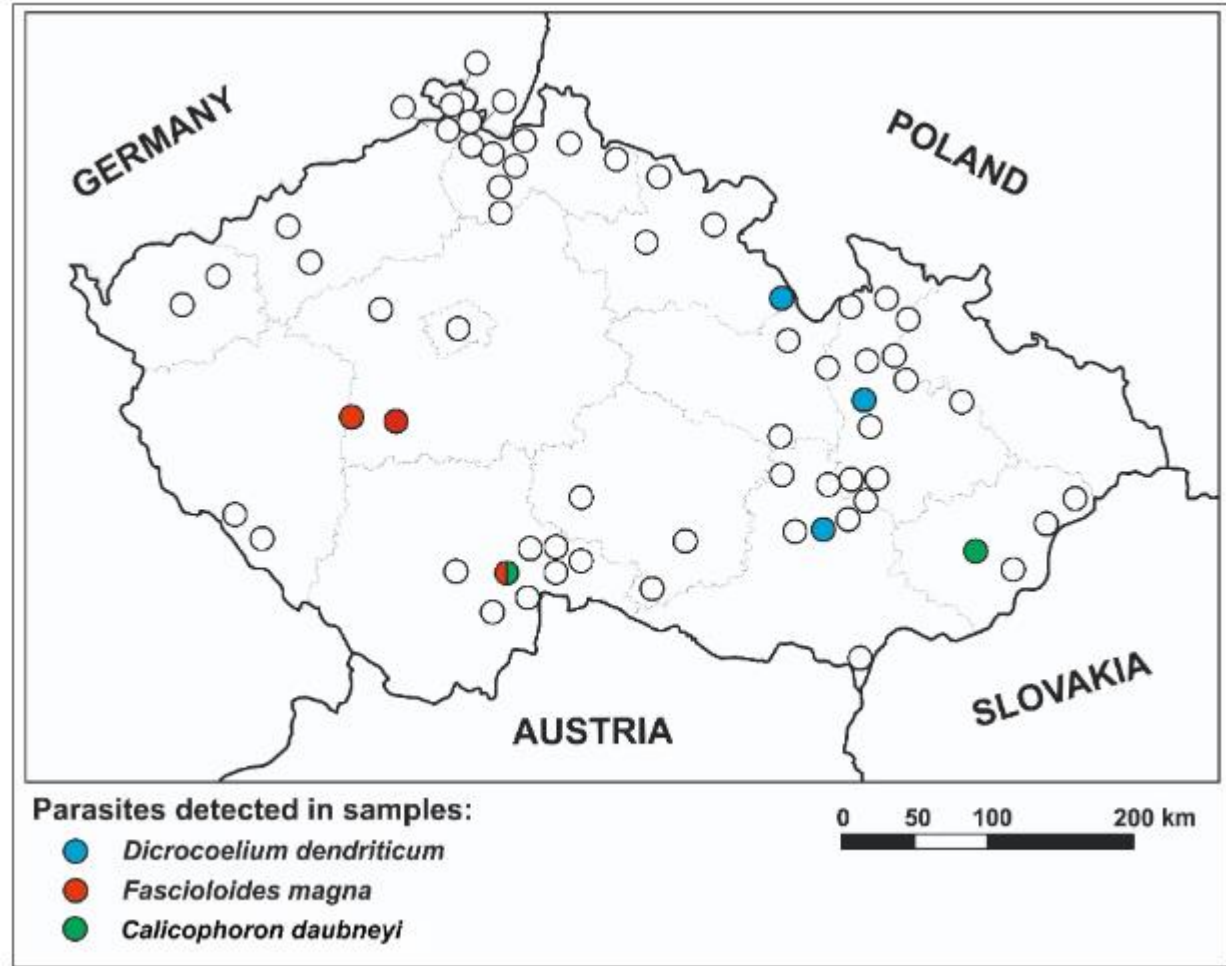
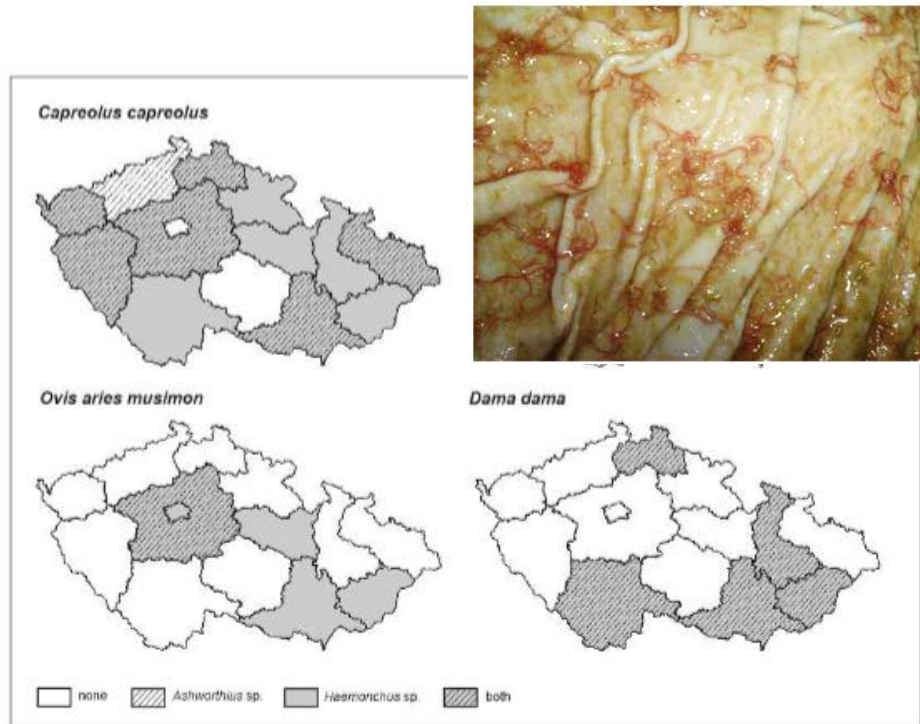


Research topic 1: Molecular diagnosis of parasitoses

- Development and optimization of molecular diagnostic methods for the detection of parasitic agents, ideally in a multiplex format
- Monitoring of parasites in ruminant livestock and wild-living species using molecular diagnostic methods.



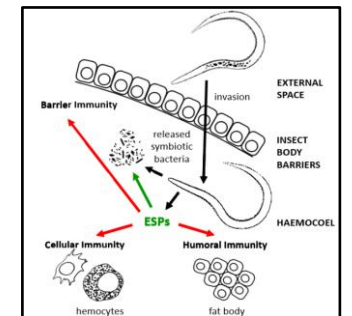
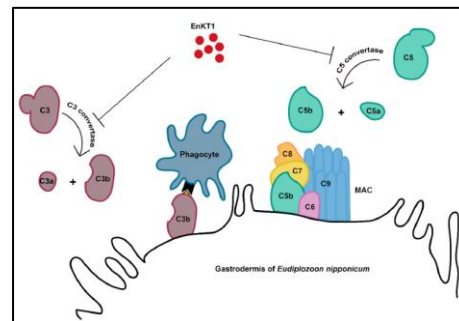
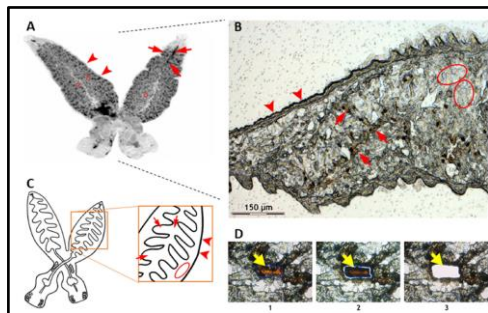
		Helminth Species					
		<i>Ashworthius sidemi</i>	<i>Haemonchus</i> spp.	<i>Fascioloides magna</i>	<i>Fasciola hepatica</i>	<i>Dicrocoelium dendriticum</i>	<i>Paramphistomidae</i> spp.
Ruminant species	Red deer (<i>C. elaphus</i>)	30.7% (124/404)	6.9% (28/404)	3.0% (12/404)	0.0% (0/404)	0.0% (0/404)	0.0% (0/404)
	Roe deer (<i>C. capreolus</i>)	5.4% (20/371)	23.2% (86/371)	0.5% (2/371)	0.0% (0/371)	0.8% (3/371)	0.0% (0/371)
	Fallow deer (<i>D. dama</i>)	7.7% (10/130)	16.9% (22/130)	0.8% (1/130)	0.0% (0/130)	0.0% (0/130)	0.0% (0/130)
	Mouflon (<i>O. a. musimon</i>)	1.3% (1/78)	12.8% (10/78)	0.0% (0/78)	0.0% (0/78)	0.0% (0/78)	0.0% (0/78)
TOTAL PREVALENCE		15.8% (155/983)	14.9% (146/983)	1.5% (15/983)	0.0% (0/983)	0.8% (3/983)	0.0% (0/983)

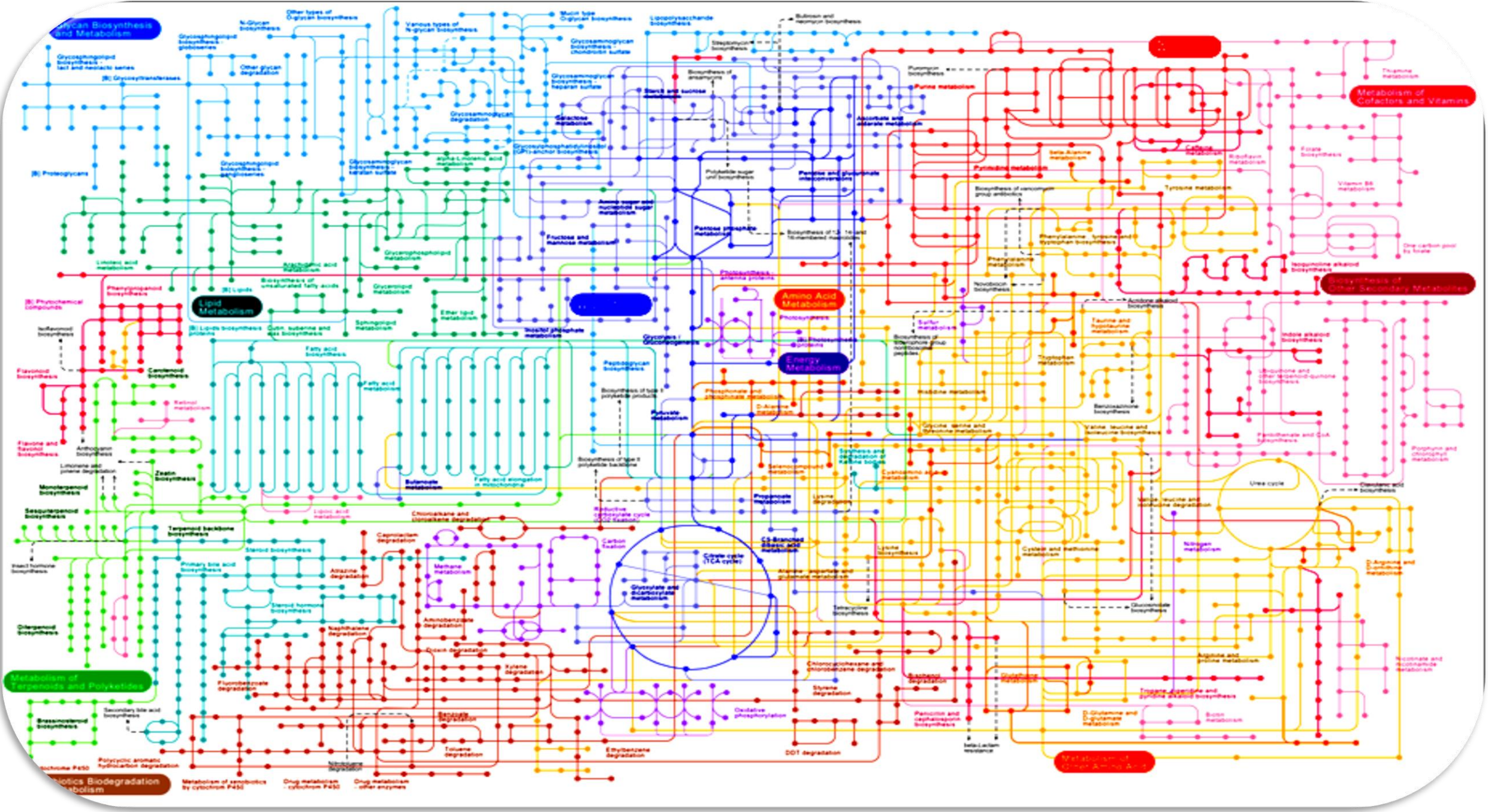


Research topic 2: "Omics" approaches

"Omics" approaches in the study of molecular interactions between parasite and host

- Analysis of genomes, transcriptomes, proteomes, and secretomes of parasitic organisms to define protein molecules essential for parasite survival or playing a crucial role in parasite-host interactions
- Defining the principles of anthelmintic resistance development using data generated by high-throughput sequencing





Metabolic Pathways: A comprehensive overview of cellular metabolism, showing the interconnections between various biological processes such as Glycogen Biosynthesis and Metabolism, Lipid Metabolism, Amino Acid Metabolism, Energy Metabolism, and the Citric Acid Cycle (TCA cycle).

Projects


TAČR SS05010070: Spread of invasive parasite species and their devastating effects on the biodiversity of native ruminant species (2022–2024)

<https://starfos.tacr.cz/cs/projekty/SS05010070>




GAČR GA23-06457S: Identification and functional characterization of bioactive molecules produced by entomopathogenic nematodes (2023–2025)

<https://is.muni.cz/osoba/hyrsl#projekty>




NAZV QL24010306: Sustainable parasite control in small ruminants corresponding to the One Health concept (2024–2028)

https://immunopharm.cz/projekty/nazv_gosheepar/



Thank you for attention



Email: martin.kasny01@natur.gmail.com