

|          |      | počet přeživších embryí |    |    |    |    |
|----------|------|-------------------------|----|----|----|----|
| čas (h)  |      | 0                       | 24 | 48 | 72 | 96 |
| c (mg/l) | 0    | 40                      | 40 | 40 | 40 | 40 |
|          | 0.31 | 40                      | 40 | 40 | 40 | 40 |
|          | 0.63 | 40                      | 37 | 37 | 37 | 37 |
|          | 1.25 | 40                      | 38 | 38 | 38 | 38 |
|          | 2.5  | 40                      | 37 | 37 | 37 | 35 |
|          | 5    | 40                      | 35 | 27 | 20 | 0  |

#### výsledky za 24h

|          |      | počet přeživších embryí 24h | počet malformací | počet malformací v % |             |
|----------|------|-----------------------------|------------------|----------------------|-------------|
| c (mg/l) | 0    | 40                          | 0                | 0                    | EC50 není c |
|          | 0.31 | 40                          | 0                | 0                    |             |
|          | 0.63 | 37                          | 0                | 0                    |             |
|          | 1.25 | 38                          | 5                | 13.16                |             |
|          | 2.5  | 37                          | 8                | 21.62                |             |
|          | 5    | 35                          | 12               | 34.29                |             |

#### výsledky za 48h

|          |      | počet přeživších embryí 48h | počet malformací | počet malformací v % |
|----------|------|-----------------------------|------------------|----------------------|
| c (mg/l) | 0    | 40                          | 0                | 0                    |
|          | 0.31 | 40                          | 0                | 0                    |
|          | 0.63 | 37                          | 2                | 5.4                  |
|          | 1.25 | 38                          | 8                | 21.05                |
|          | 2.5  | 37                          | 10               | 27.03                |
|          | 5    | 27                          | 17               | 62.96                |

#### výsledky za 72h

|          |      | počet přeživších embryí 72h | počet malformací | počet malformací v % |
|----------|------|-----------------------------|------------------|----------------------|
| c (mg/l) | 0    | 40                          | 0                | 0                    |
|          | 0.31 | 40                          | 0                | 0                    |
|          | 0.63 | 37                          | 4                | 10.8                 |
|          | 1.25 | 38                          | 12               | 31.6                 |
|          | 2.5  | 37                          | 17               | 45.9                 |
|          | 5    | 20                          | 17               | 85.0                 |

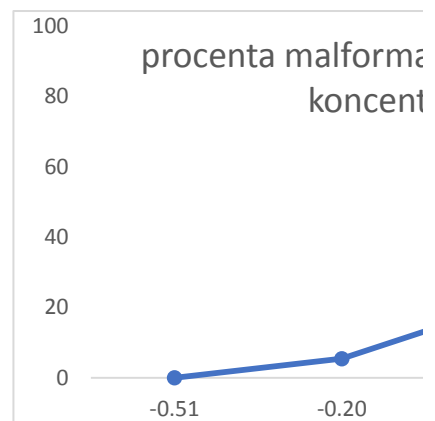
**výsledky za 96h**

|          | počet přeživších<br>embryí 96h | počet<br>malformací | %     |
|----------|--------------------------------|---------------------|-------|
| c (mg/l) | 0                              | 0                   | 0     |
|          | 0.31                           | 1                   | 2.5   |
|          | 0.63                           | 6                   | 16.2  |
|          | 1.25                           | 18                  | 47.4  |
|          | 2.5                            | 21                  | 60.0  |
|          | 5                              | 0                   | 100.0 |

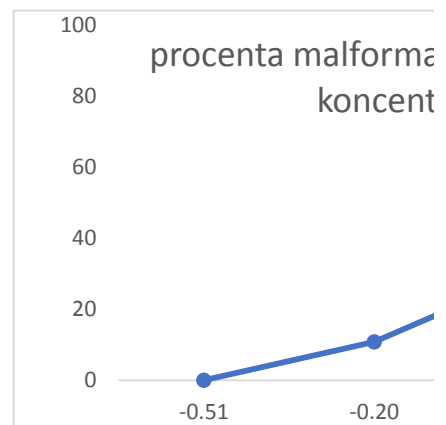
|              |  |    |             |
|--------------|--|----|-------------|
| čas (h)      |  | 24 | 48          |
| EC 50 (mg/l) |  |    | <b>3.87</b> |

losaženo, byla by počítaná jen extrapolace

| c (mg/l) | log c | počet malformací v % |
|----------|-------|----------------------|
| 0        |       | 0                    |
| 0.31     | -0.51 | 0                    |
| 0.63     | -0.20 | 5.4                  |
| 1.25     | 0.10  | 21.1                 |
| 2.5      | 0.40  | 27.0                 |
| 5        | 0.70  | 63.0                 |

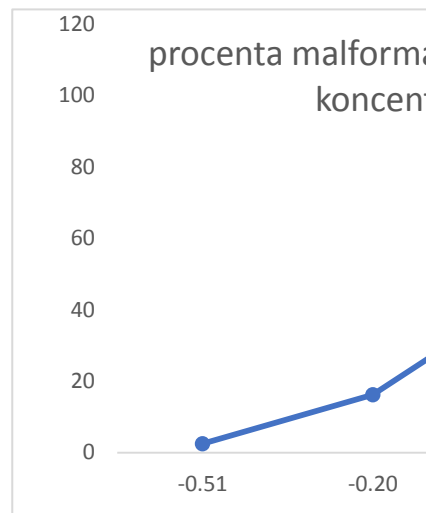


| c (mg/l) | log c | počet malformací v % |
|----------|-------|----------------------|
| 0        |       | 0                    |
| 0.31     | -0.51 | 0                    |
| 0.63     | -0.20 | 10.8                 |
| 1.25     | 0.10  | 31.6                 |
| 2.5      | 0.40  | 45.9                 |
| 5        | 0.70  | 85.0                 |



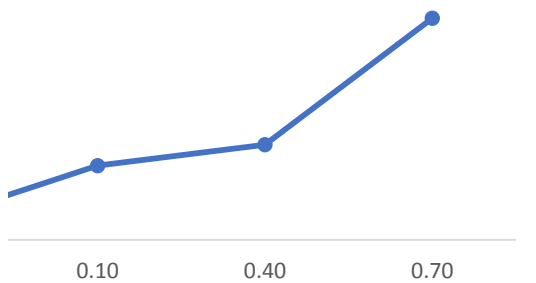
---

| c (mg/l) | log c | počet malformací v % |
|----------|-------|----------------------|
| 0        |       | 0                    |
| 0.31     | -0.51 | 2.5                  |
| 0.63     | -0.20 | 16.2                 |
| 1.25     | 0.10  | 47.4                 |
| 2.5      | 0.40  | 60.0                 |
| 5        | 0.70  | 100.0                |



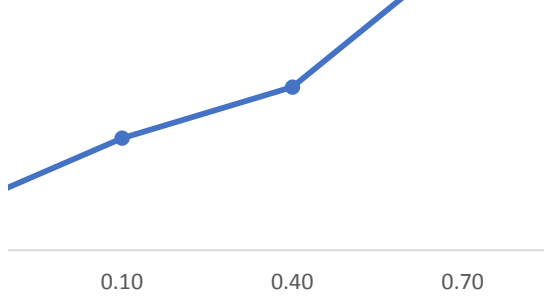
|      |      |
|------|------|
| 72   | 96   |
| 2.30 | 1.53 |

aci v závislosti na logaritmu  
trace v čase 48h



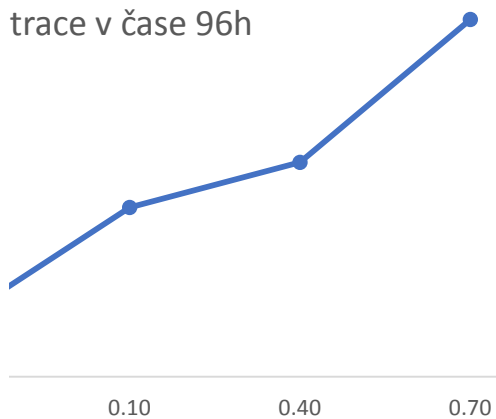
LogEC50 0.5875  
EC50 3.868

aci v závislosti na logaritmu  
trace v čase 72h



LogEC50 0.3611  
EC50 2.296

aci v závislosti na logaritmu  
trace v čase 96h



|         |        |
|---------|--------|
| LogEC50 | 0.1851 |
| EC50    | 1.531  |

|          |      | počet přeživších embryí |    |    |    |    |          |
|----------|------|-------------------------|----|----|----|----|----------|
| čas (h)  |      | 0                       | 24 | 48 | 72 | 96 |          |
| c (mg/l) | 0    | 40                      | 40 | 40 | 40 | 40 | c (mg/l) |
|          | 0.31 | 40                      | 40 | 40 | 40 | 40 |          |
|          | 0.63 | 40                      | 37 | 37 | 37 | 37 |          |
|          | 1.25 | 40                      | 38 | 38 | 38 | 38 |          |
|          | 2.5  | 40                      | 37 | 37 | 37 | 35 |          |
|          | 5    | 40                      | 35 | 27 | 20 | 0  |          |

| čas (h) | přeživší embrya (%) |      |      |      |      |
|---------|---------------------|------|------|------|------|
|         | 0                   | 24   | 48   | 72   | 96   |
| 0       | 100                 | 100  | 100  | 100  | 100  |
| 0.31    | 100                 | 100  | 100  | 100  | 100  |
| 0.63    | 100                 | 92.5 | 92.5 | 92.5 | 92.5 |
| 1.25    | 100                 | 95   | 95   | 95   | 95   |
| 2.5     | 100                 | 92.5 | 92.5 | 92.5 | 87.5 |
| 5       | 100                 | 87.5 | 67.5 | 50   | 0    |

| c (mg/l) |
|----------|
| 0        |
| 0.31     |
| 0.63     |
| 1.25     |
| 2.5      |
| 5        |

| čas (h) | mortalita (%) |      |      |     |      |
|---------|---------------|------|------|-----|------|
|         | 0             | 24   | 48   | 72  | 96   |
| 0       | 0             | 0    | 0    | 0   | 0    |
| 0.31    | 0             | 0    | 0    | 0   | 0    |
| 0.63    | 0             | 7.5  | 7.5  | 7.5 | 7.5  |
| 1.25    | 0             | 5    | 5    | 5   | 5    |
| 2.5     | 0             | 7.5  | 7.5  | 7.5 | 12.5 |
| 5       | 0             | 12.5 | 32.5 | 50  | 100  |

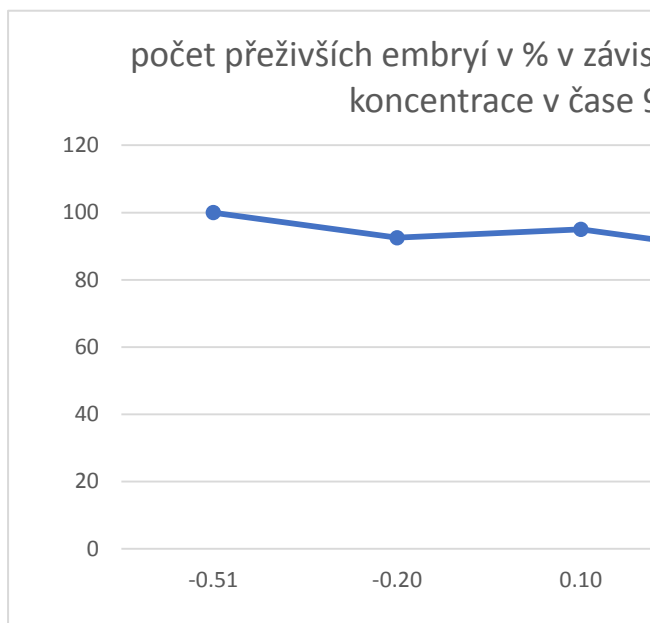
| c (mg/l) |
|----------|
| 0        |
| 0.31     |
| 0.63     |
| 1.25     |
| 2.5      |
| 5        |



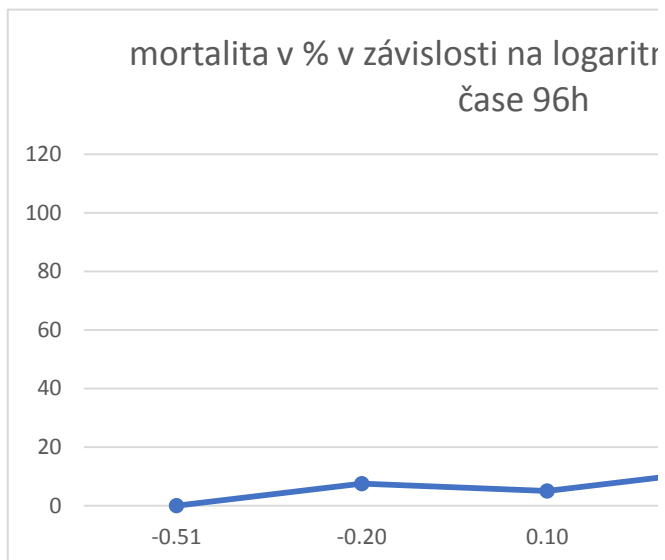
| log c | přeživší embrya (%) |
|-------|---------------------|
|       | 100                 |
| -0.51 | 100                 |
| -0.20 | 92.5                |
| 0.10  | 95                  |
| 0.40  | 87.5                |
| 0.70  | 0                   |

96h

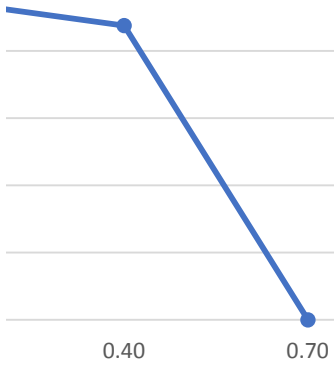
|          |      |
|----------|------|
| Log LC50 | 0.60 |
| LC50     | 3.98 |



| log c | přeživší embrya (%) |
|-------|---------------------|
|       | 0                   |
| -0.51 | 0                   |
| -0.20 | 7.5                 |
| 0.10  | 5                   |
| 0.40  | 12.5                |
| 0.70  | 100                 |



šlosti na logaritmu  
96h



mu koncentrace v

