

SuperWASP observations of pulsating Am stars[★]

B. Smalley¹, D. W. Kurtz², A. M. S. Smith¹, L. Fossati³, D. R. Anderson¹, S. C. C. Barros⁴, O. W. Butters⁵, A. Collier Cameron⁶, D. J. Christian⁷, B. Enoch⁶, F. Faedi⁴, C. A. Haswell³, C. Hellier¹, S. Holmes³, K. Horne⁶, S. R. Kane⁸, T. A. Lister⁹, P. F. L. Maxted¹, A. J. Norton³, N. Parley⁶, D. Pollacco⁴, E. K. Simpson⁴, I. Skillen¹⁰, J. Southworth¹, R. A. Street⁹, R. G. West⁵, P. J. Wheatley¹¹, and P. L. Wood¹

¹ Astrophysics Group, Keele University, Staffordshire, ST5 5BG, UK

e-mail: bs@astro.keele.ac.uk

² Jeremiah Horrocks Institute of Astrophysics, University of Central Lancashire, Preston PR1 2HE, UK

³ Department of Physics & Astronomy, The Open University, Walton Hall, Milton Keynes, MK7 6AA, UK

⁴ Astrophysics Research Centre, Main Physics Building, School of Mathematics & Physics, Queen's University, University Road, Belfast, BT7 1NN, UK

⁵ Department of Physics & Astronomy, University of Leicester, Leicester, LE1 7RH, UK

⁶ SUPA, School of Physics & Astronomy, University of St. Andrews, North Haugh, Fife, KY16 9SS, UK

⁷ Department of Physics & Astronomy, California State University, Northridge, CA, 91330, USA

⁸ NASA Exoplanet Science Institute, Caltech, MS 100-22, 770 South Wilson Avenue, Pasadena, CA, 91125, USA

⁹ Las Cumbres Observatory Global Telescope Network, 6740 Cortona Drive, Suite 102, Goleta, CA, 93117, USA

¹⁰ Isaac Newton Group of Telescopes, Apartado de Correos 321, 38700 Santa Cruz de la Palma, Tenerife, Spain

¹¹ Department of Physics, University of Warwick, Coventry, CV4 7AL, UK

Received 10 May 2011 / Accepted 30 June 2011

ABSTRACT

We have studied over 1600 Am stars at a photometric precision of 1 mmag with SuperWASP photometric data. Contrary to previous belief, we find that around 200 Am stars are pulsating δ Sct and γ Dor stars, with low amplitudes that have been missed in previous, less extensive studies. While the amplitudes are generally low, the presence of pulsation in Am stars places a strong constraint on atmospheric convection, and may require the pulsation to be laminar. While some pulsating Am stars have been previously found to be δ Sct stars, the vast majority of Am stars known to pulsate are presented in this paper. They will form the basis of future statistical studies of pulsation in the presence of atomic diffusion.

Key words. asteroseismology – stars: chemically peculiar – stars: oscillations – stars: variables: delta Scuti – techniques: photometric

1. Introduction

In the region of the Hertzsprung-Russell (HR) diagram where the Cepheid instability strip extends across the main sequence, there is a complex relationship between stellar pulsation and atmospheric abundance anomalies that is not fully understood. This region ranges from the early A stars to mid-F stars in spectral type, and from the zero age main sequence to the terminal age main sequence in luminosity. Found here are the strongly magnetic chemically peculiar Ap and Fp stars, the non-magnetic metallic-lined Am stars, the rarer metal-deficient λ Boo stars, the pulsating δ Sct stars, γ Dor stars and rapidly oscillating Ap (roAp) stars. Much has been written about these stars and their physics, which we briefly summarise here. For more detailed discussions see Joshi et al. (2006), Kurtz & Martinez (2000) and Kurtz (1989, 1978, 1976).

Most stars in the main-sequence region of the instability strip are normal abundance δ Sct stars with relatively high rotational velocities – usually $v \sin i \geq 100 \text{ km s}^{-1}$. A large fraction of A stars are Am stars, peaking at around 50 per cent at A8, but Am stars are believed either not to pulsate as δ Sct stars, or may do so with much smaller amplitudes than the normal abundance δ Sct stars. Am stars are mostly found in short period binary

systems with orbital periods between 1–10 d, causing synchronous rotation with $v \sin i \leq 120 \text{ km s}^{-1}$ (Abt 2009); a few single Am stars with similar slow rotation are known.

The magnetic Ap stars are rarer, constituting less than 10 per cent of the A stars. They have very strong global magnetic fields and are often roAp stars with high overtone p mode pulsations with much shorter periods than the δ Sct stars. No Ap star is known to be a δ Sct star. Our physical understanding is that atomic diffusion – radiative levitation and gravitational settling – stabilises the slowly rotating Am and Ap stars so that low overtone p modes are not excited; particularly important in this context is the gravitational settling of helium from the He II ionisation zone where the κ -mechanism drives the pulsation of δ Sct stars (see Aerts et al. 2010). Otherwise, the more rapidly rotating stars remain mixed because of turbulence induced by meridional circulation and are excited by the κ -mechanism (Turcotte et al. 2000).

The understanding of the relationship of the long-established δ Sct stars to the more recently discovered γ Dor stars is currently in flux. Previously, the δ Sct stars were known as p mode pulsators, while the γ Dor stars were known as g mode pulsators. The instability strips for these classes of stars partially overlap, and some “hybrid” stars were discovered with pulsation in both p modes and g modes. A striking case is that of HD 8801, which is an Am star that shows both δ Sct and γ Dor p-mode and g-mode pulsation (Henry & Fekel 2005).

[★] An extended version of Table 1 containing all the detected frequencies and amplitudes is only available at the CDS via anonymous ftp to cdsarc.u-strasbg.fr (130.79.128.5) or via <http://cdsarc.u-strasbg.fr/viz-bin/qcat?J/A+A/535/A3>

Hybrid stars that show both p modes and g modes are of particular interest asteroseismically because the p modes characterise the conditions primarily in the outer part of the star, while the g modes test the core conditions. Now with data from the *Kepler* Mission, which is obtaining nearly continuous data for over 150 000 stars for 3.5 y, mostly with 30-min cadence, but for 512 stars with 1-min cadence (Gilliland et al. 2010), the Kepler Asteroseismic Science Consortium (KASC) is studying numbers of δ Sct stars and γ Dor stars at μ mag precision. It is becoming clear that hybrid stars are common and may be the norm, so that the classes of δ Sct and γ Dor stars are merging (Grigahcène et al. 2010). Interestingly, the latter authors find a possible correlation among the hybrid stars and Am spectral classification.

The *Kepler* Mission through KASC will model individual Am stars that are δ Sct pulsators with data of such high precision that new insight into the physics of the relationship between atomic diffusion and p mode pulsation will be obtained. But *Kepler* has a limited number of Am stars in its 105 deg² field-of-view. Another complementary source of information is to look at the statistics of pulsation in Am stars over the entire sky. That is now possible with the highly successful SuperWASP planetary transit-finding programme (Pollacco et al. 2006) that has surveyed a large fraction of both the northern and southern skies. There now exists in the SuperWASP archive over 290 billion photometric measurements for more than 30 million stars. These light curves encompass many types of stars, including the A stars in general, and Am stars in particular.

In this paper we have selected Am stars from the Renson & Manfroid (2009) catalogue of peculiar stars for which we have at least 1000 data points in SuperWASP light curves. While we do not detect pulsation in all of our programme stars, for around 200 metallic-lined stars out of over 1600 tested we find δ Sct pulsation. This is contrary to previous understanding that Am stars are constant in brightness. The reason we have gained this new understanding is that there has been no previous survey of so many Am stars, and previous studies have not all reached the SuperWASP detection threshold of only 1 mmag.

Many Am stars therefore *do* pulsate, generally with lower amplitude than normal abundance δ Sct stars. This amplitude difference is still to be understood in terms of atomic diffusion reducing pulsation driving for the slowly rotating Am stars, but there is not a complete lack of pulsation. That, has implications for turbulence in the diffusive layers and may require that the pulsation be laminar. Some striking examples of metallic-lined stars with relatively high pulsation amplitude (these are rare) address this question further, such as HD 188136 (Kurtz 1980; Wegner 1981) and HD 40765 (Kurtz et al. 1995). More constraints on the physics of the interaction of pulsation and atomic diffusion may also be found in stars that show *no* δ Sct p modes or γ Dor g modes at precisions of μ mag. Some such A stars are known in the CoRoT and *Kepler* data sets, but in-depth studies have not yet been made, hence discussions of these have yet to be published.

The combination of the all-sky mmag precision of SuperWASP with the μ mag precision of CoRoT and *Kepler* on selected stars, calls for new attempts to model the physics of the interaction of pulsation, rotation and atomic diffusion in the A stars.

2. Observations

The WASP project is surveying the sky for transiting extrasolar planets (Pollacco et al. 2006) using two robotic telescopes, one at the Observatorio del Roque de los Muchachos on the island of La Palma in the Canary Islands, and the other at the Sutherland

Station, South African Astronomical Observatory (SAAO). Both telescopes consist of an array of eight 200-mm, $f/1.8$ Canon telephoto lenses and Andor CCDs, giving a field of view of $7.8^\circ \times 7.8^\circ$ and pixel size of around $14''$. The observing strategy is such that each field is observed with a typical cadence of the order of 10 min. WASP provides good quality photometry with a precision exceeding 1 per cent per observation in the approximate magnitude range $9 \leq V \leq 12$.

The SuperWASP data reduction pipeline is described in detail in Pollacco et al. (2006). The aperture-extracted photometry from each camera on each night are corrected for primary and secondary extinction, instrumental colour response and system zero-point relative to a network of local secondary standards. The resultant pseudo- V magnitudes are comparable to Tycho V magnitudes. Additional systematic errors affecting all the stars are identified and removed using the SysRem algorithm of Tamuz et al. (2005). The final light curves are stored in the WASP project's searchable archive (Butters et al. 2010).

3. Am star selection and analysis

We have selected Am stars from the Renson & Manfroid (2009) catalogue of peculiar stars for which we have data in the WASP archive and when individual light curves have at least 1000 data points (i.e. for a single camera and during a single season). Any stars known, or found, to be eclipsing binary systems were excluded from the analysis. Stars were also rejected when two approximately equal brightness stars were within the 3.5-pixel ($\sim 50''$) SuperWASP photometry aperture. However, unresolved close pairs in DSS images (separation $\lesssim 2''$) and systems with fainter companions ($\gtrsim 2$ mag) were retained.

For each individual light curve, periodograms were calculated using the fast computation of the Lomb periodogram method of Press & Rybicki (1989) as implemented in the Numerical Recipes `FASPER` routine (Press et al. 1992). Spectral window functions were also calculated, in order to identify peaks which had arisen due to the gaps in the observations. The periodograms were examined for any evidence of variability. Stars were rejected if the false alarm probability of the strongest peaks exceeded 0.1 (Horne & Baliunas 1986). The remaining stars were examined in more detail using the `PERIOD04` program (Lenz & Breger 2005). For stars in which variability was confirmed, frequencies continued to be selected so long as their amplitude was >4 times the average background of the pre-whitened residuals (Breger et al. 1993). Formal uncertainties on frequencies and amplitudes were obtained from the least-squares fitting using the method of Montgomery & O'Donoghue (1999).

Of the 1620 Am stars initially selected, a total of 227 (14% of the total) have been found to pulsate. The remaining 1393 stars were deemed as “not found to pulsate”, since low-level pulsation could be present below the SuperWASP detection limits. Table 1 provides a summary of the pulsating Am stars. The individual periodograms and phase-folded lightcurves are presented in Fig. 1.

4. Stellar parameters

To place stars on the HR diagram we require values of T_{eff} and $\log L$. For stars with $uvby\beta$ photometry in the Hauck & Mermilliod (1998) catalogue, we used the `UVBYBETA` code of Moon (1985) to obtain de-reddened indices, and the $(b - y, c_0)$ grids of Smalley & Kupka (1997) to determine T_{eff} and $\log g$. For stars with only $uvby$ photometry the above procedure was used but without the de-reddening step. For stars without $uvby$ photometry, Geveva photometry from Rufener (1988) was used

Table 1. Pulsating Am stars.

Ren ID	Name	Sp. Type	$\log T_{\text{eff}}$ (K)	$\log L$ (L_{\odot})	Method	Freq. (d^{-1})	Amp. (mmag)	nFreq.	ΔT (d)	Class
10	HD 154A	A9mF2	3.862	0.89	a	4.7672	22.4	2	1135	γ Dor
110	HD 719	A3mF0	3.855	1.01	a	14.1368	3.2	10	473	δ Sct
113	HD 728	Am δ Del				14.9268	2.8	2	119	δ Sct
140	HD 923	A6mF2	3.908	1.39	a	18.6684	2.2	1	50	δ Sct
210	HD 1097	A4mF4 Sr	3.840	0.11	a	15.5491	2.0	2	50	δ Sct

Notes. The full version of this table can be found at the CDS.

Table 2. Am stars with both SuperWASP and *Kepler* data.

KIC	Ren ID	Max Amp (mmag)	Ref
9204718	49340	0.13	Bal
11445913	49650	2.5	Cat, Bal
9272082	49840	<0.01	Bal
12253106	50070	<0.01	
9764965	50230	1.0	
8881697	50420	1.9	
11402951	50670	1.2	Cat, Bal
9349245	51233	<0.1	
8703413	51640	<0.1	Bal
8323104	52260	<0.1	Bal

Notes. The second column gives the identification number (Ren ID) from the [Renson & Manfroid \(2009\)](#) catalogue. Column 3 gives the amplitude (Max Amp) of the highest peak in the *Kepler* periodogram. Column 4 gives reference to published *Kepler* data: Cat: [Catanzaro et al. \(2011\)](#), Bal: [Balona et al. \(2011\)](#).

and the calibration of [Künzli et al. \(1997\)](#) used to determine T_{eff} and $\log g$, assuming zero reddening. In all of the above cases, the [Torres et al. \(2010\)](#) relations were used to determine $\log L$. For stars without suitable intermediate-band photometry, but with Hipparcos parallaxes ([van Leeuwen 2007](#)), spectral energy distributions (SEDs) were constructed using literature broad-band photometry. Values of T_{eff} were determined by fitting Kurucz flux distributions to the SEDs and $\log L$ determined from the bolometric flux at the earth (f_{\oplus}) and the Hipparcos parallax. The typical uncertainties are estimated to be ± 200 K in T_{eff} (± 0.01 in $\log T_{\text{eff}}$) and ± 0.25 in $\log L$. The stellar parameters are given in Table 1. In total around a third of the Am stars investigated have stellar parameters determined.

5. Am stars in Kepler field

The sky coverage of the SuperWASP survey overlaps with a large fraction of the *Kepler* field. For Am stars with light curves in both the *Kepler* Public archive and the SuperWASP database we have compared the frequencies and amplitudes. This allows us to evaluate the detection limits of SuperWASP. Of the 10 stars with both *Kepler* and SuperWASP data, four have clear pulsations with amplitudes ≥ 1 mmag (Table 2), while the other six stars have amplitudes below the SuperWASP detectability limit.

The PERIOD04 analysis (Table 3) shows good agreement above the nominal SuperWASP 1 mmag amplitude limit. There is a suggestion that the amplitudes found using SuperWASP lightcurves are slightly higher than those from *Kepler*. In addition, the SuperWASP frequency can differ from the “true” frequency by a small integer number of 1 d^{-1} aliases. The comparison also shows that it is possible with SuperWASP data to detect frequencies slightly below the 1 mmag level (Fig. 2). Naturally, the variable data quality of ground-based photometry means that not all stars with suitable variability will be detected.

Table 3. Comparison between frequencies and amplitudes found in the *Kepler* and SuperWASP data for the four Am stars common to both.

	<i>Kepler</i>		SuperWASP	
	Freq. (d^{-1})	Amp. ^a (mmag)	Freq. (d^{-1})	Amp. (mmag)
Ren ID 49650 (KIC 11445913, 1SWASP J190540.61+491820.7)				
f_1	31.5577 ± 0.0003	2.8	31.5577 ± 0.0001	3.2 ± 0.1
f_2	25.3799 ± 0.0007	1.1	25.3769 ± 0.0001	1.2 ± 0.1
f_3	22.1307 ± 0.0009	0.8	22.1306 ± 0.0002	1.0 ± 0.1
f_4	37.8182 ± 0.0011	0.6		
f_5	29.7394 ± 0.0012	0.6		
Ren ID 50230 (KIC 9764965, 1SWASP J191724.91+463535.2)				
f_1	27.1777 ± 0.0001	1.1	27.1778 ± 0.0001	1.2 ± 0.1
f_2	21.3819 ± 0.0002	0.6	22.3891 ± 0.0001	0.9 ± 0.1
f_3	31.9895 ± 0.0002	0.4	31.9902 ± 0.0001	0.9 ± 0.1
f_4	19.9579 ± 0.0004	0.2		
Ren ID 50420 (KIC 8881697, 1SWASP J192136.03+450706.8)				
f_1	16.5567 ± 0.0003	1.9	16.5565 ± 0.0005	2.1 ± 0.1
f_2	32.0477 ± 0.0004	1.5	32.0481 ± 0.0006	1.6 ± 0.1
f_3	25.2105 ± 0.0005	1.2	25.2064 ± 0.0008	1.2 ± 0.1
f_4	30.0120 ± 0.0006	1.1	30.0111 ± 0.0009	1.1 ± 0.1
f_5	34.3647 ± 0.0007	0.9	34.3661 ± 0.0009	1.0 ± 0.1
f_6	30.6537 ± 0.0008	0.9	30.6569 ± 0.0010	0.9 ± 0.1
f_7	28.8044 ± 0.0009	0.7	27.8049 ± 0.0011	0.8 ± 0.1
f_8	34.0106 ± 0.0009	0.7		
f_9	27.4073 ± 0.0010	0.7		
f_{10}	16.0119 ± 0.0013	0.5		
Ren ID 50670 (KIC 11402951, 1SWASP J192732.81+491523.5)				
f_1	23.8493 ± 0.0004	1.3	23.8464 ± 0.0008	1.4 ± 0.2
f_2	23.2770 ± 0.0004	1.1	23.2790 ± 0.0008	1.4 ± 0.2
f_3	27.4616 ± 0.0007	0.7	27.4643 ± 0.0012	1.0 ± 0.2
f_4	15.1001 ± 0.0007	0.7		
f_4	14.4967 ± 0.0009	0.5		

Notes. ^(a) Uncertainties on *Kepler* Amplitudes are all < 0.05 mmag.

6. Discussion

The pulsating Am stars (see Fig. 3) are concentrated within the fundamental radial mode red and blue edges of [Dupret et al. \(2005\)](#). This is in agreement with that found by [Balona et al. \(2011\)](#) for Am stars within the *Kepler* field. These studies show that pulsating Am stars are concentrated in the cooler region of the instability strip. Hot Am stars do not appear to pulsate at the precision of the *Kepler* data.

The standard interpretation of the Am phenomenon is that atomic diffusion – radiative levitation and gravitational settling – in the outer stellar envelope gives rise to the observed atmospheric abundance anomalies. For a typical mid-A star, $T_{\text{eff}} \sim 8000$ K, there are two thin convection zones in the outer envelope. The atmosphere itself is a convection zone a few thousand km thick where ionisation of H drives the convection. Deeper in the atmosphere, at $T \sim 50\,000$ K, the ionisation of He II also creates a thin convection zone, where the κ -mechanism drives δ Sct

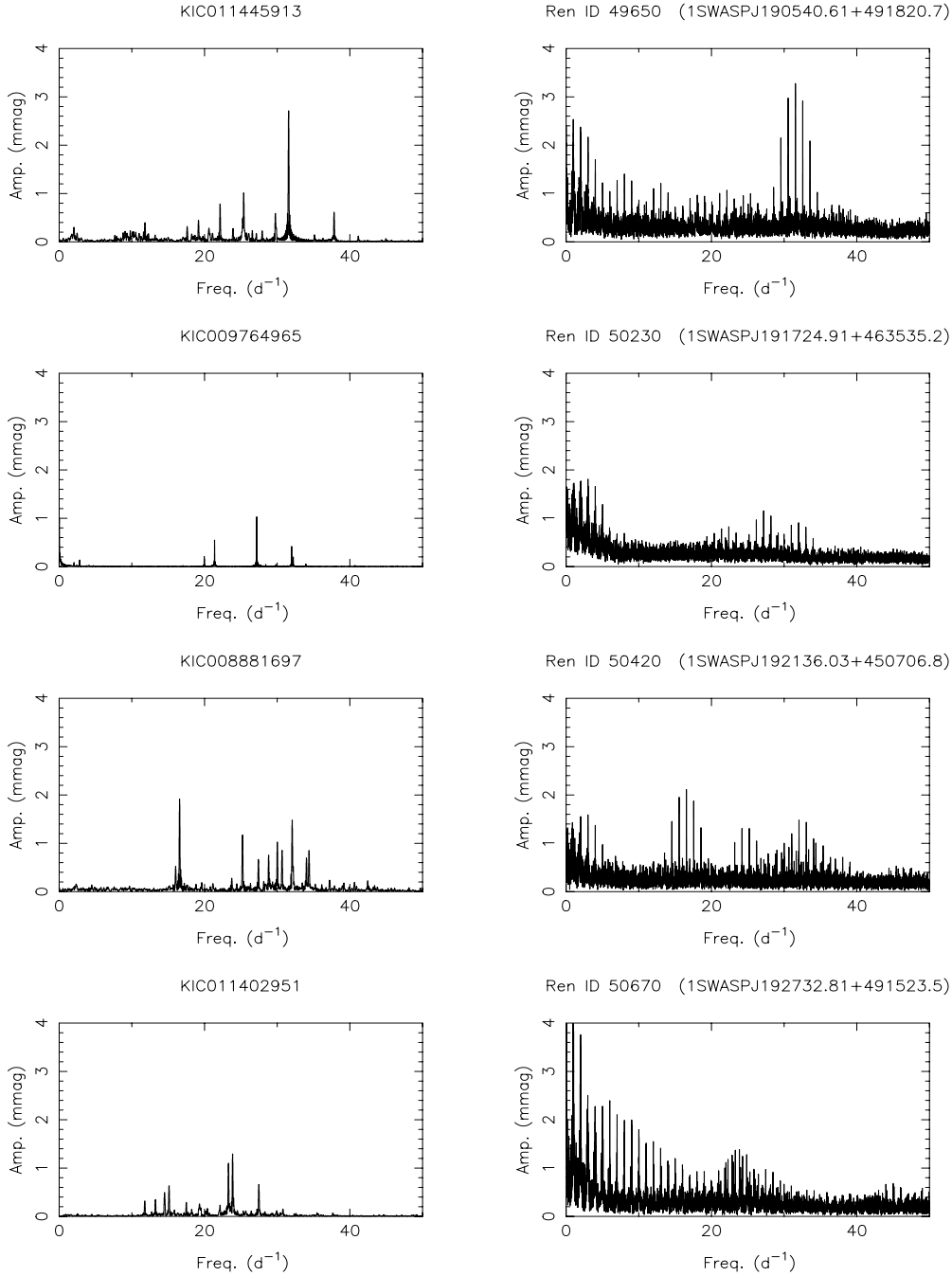


Fig. 2. Comparison between the PERIOD04 periodograms from *Kepler* (left) and SuperWASP (right) for four Am stars with pulsations detected by SuperWASP (see Table 3 for details of frequencies identified).

pulsation. It has long been clear that some Am stars and related types do pulsate, particularly the marginal Am stars (labelled spectroscopically as Am: stars), the evolved Am stars (δ Del or ρ Pup stars), and some more extreme cases, such as HD 188136 (Kurtz 1980; Wegner 1981) and HD 40765 (Kurtz et al. 1995).

The pulsation modes that we observe in Am stars are low radial order, low spherical degree p modes. The surface of the star is an anti-node. With the low radial order, the vertical wavelength is long compared to the depth of the envelope above the He II ionisation zone. With the decrease in density with height in the atmosphere, conservation of kinetic energy density means that the pulsation amplitude increases with height in the atmosphere, or conversely, decreases with depth.

In Am stars, the microturbulence velocity is also peculiar, as it is generally much higher than that of chemically normal stars. This high microturbulence arises from large velocity fields in the stellar atmosphere (Landstreet 1998), which are even supersonic for some Am stars. We do not really know what causes these large velocity fields to develop exclusively in Am stars and how chemical peculiarities and velocity fields coexist. The results shown by Landstreet et al. (2009) suggest that there is a connection between T_{eff} and the velocity fields, peaking at around $T_{\text{eff}} \sim 8000$ K, although we do not know what happens for cooler Am stars.

Atomic diffusion occurs in the radiative zone below the turbulent outer convective layer, which is far below the observable

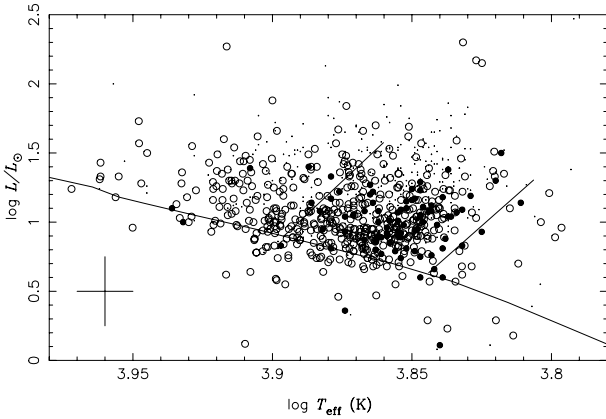


Fig. 3. HR diagram showing the location of Am stars. The filled circles are the Am stars which were found to pulsate, while the open circles are the Am stars which were not found to pulsate. The solid lines indicate the location of the ZAMS and the fundamental radial mode red and blue edges of the instability strip (Dupret et al. 2005). The large cross indicates the typical uncertainties in $\log T_{\text{eff}}$ and $\log L$. The dots are the δ Sct stars from the catalogue of Rodríguez et al. (2000).

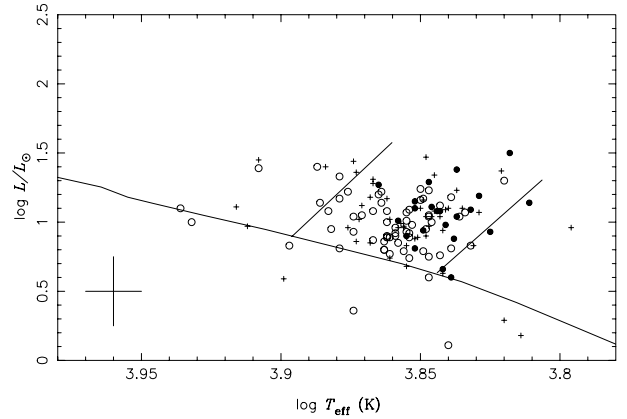


Fig. 4. Location of the pulsating Am stars in the HR diagram. The circles are pulsating Am stars, with the filled circles indicating those with spectral classification noted as δ Del. The crosses are the Fm δ Del stars which were not found to pulsate. The solid lines indicate the location of the ZAMS and the fundamental radial mode red and blue edges of the instability strip (Dupret et al. 2005). The large cross indicates the typical uncertainties in $\log T_{\text{eff}}$ and $\log L$.

atmosphere. In this radiative layer there must be no turbulence at the diffusion velocity, which is of the order of $10^{-4} - 1 \text{ cm s}^{-1}$. The photometric amplitudes found in Am stars are consistent with atmospheric pulsation radial velocity amplitudes of a few km s^{-1} . Taking into account the decrease in pulsation amplitude with depth – largely because of the increase in density, but also because of the radial wave function – the pulsation velocity in the radiative layer where atomic diffusion is most important in Am stars is still of the order of a km s^{-1} . With such pulsations in a layer where atomic diffusion is operating at sub- cm s^{-1} velocities, it must be that the pulsation is laminar; i.e., producing no turbulence at the sub- cm s^{-1} level.

With the results from the *Kepler* mission (Balona et al. 2011) and now our results from SuperWASP we conclude that the loss of helium by gravitational settling from the He II ionisation zone reduces driving, but does not suppress it entirely. Thus Am stars can pulsate as δ Sct stars, but typically with relatively low amplitudes compared to normal abundance δ Sct stars. Some Am stars show no pulsation whatsoever at *Kepler* μmag precision. It has yet to be shown whether this lack of pulsation can also occur in the more rapidly rotating normal abundance stars in the δ Sct instability strip. Study of this question is in progress with *Kepler* data. As was concluded for the individual cases of HD 188136 and HD 40765, we may now state in general: in Am stars the pulsation must be laminar, not generating turbulence to mix away the observed effects of atomic diffusion in the outer atmosphere.

The Fm δ Del subclass are evolved Am stars above the main-sequence, many of which have been found to show variability (Kurtz 1976). Not unexpectedly, many stars classed as Fm δ Del are found to be pulsating in the WASP data, but clearly not all. Of the 227 Am stars that we found to be pulsating 55 are classed as Fm δ Del: 24% of the Am stars found to pulsate. This compares to a total of 186 Fm δ Del stars out of the 1620 Am stars investigated using WASP data, around 11% of the sample. Therefore, 30% of the Fm δ Del stars have been found to pulsate, compared to just 12% of other Am stars. Thus pulsation amplitude either grows in Am stars as they evolve, or some non-pulsating Am stars begin pulsating as they move off the main sequence. This is likely to be a consequence of the driving region moving deeper

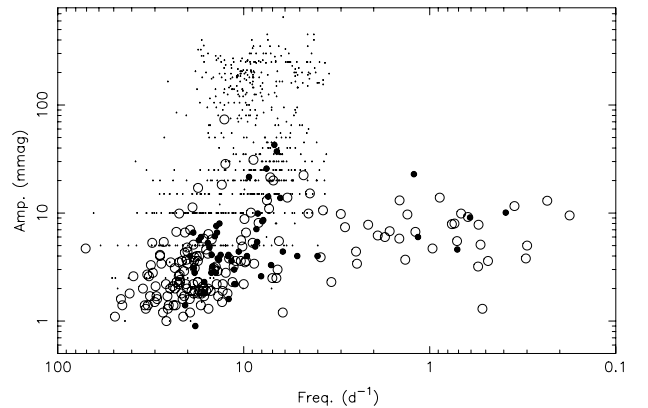


Fig. 5. Frequency-amplitude diagram for pulsating Am stars shown as circles, with filled circles indicating those with spectral classification noted as δ Del. Note that in multi-periodic systems only the frequency of the highest amplitude is shown, as given in Table 1. The dots are the δ Sct stars from the catalogue of Rodríguez et al. (2000).

into the star where the helium abundance is higher than in the main sequence He II ionisation zone (see Turcotte et al. 2000 for theoretical discussion).

The location of the pulsating Fm δ Del stars in the HR diagram is shown in Fig. 4. There is a tendency for the pulsating Fm δ Del stars to be located toward the cooler (and/or) slightly more evolved parts of the instability strip, whereas the non-pulsating Fm δ Del stars are distributed more uniformly. The frequency-amplitude diagram (Fig. 5) shows that the Fm δ Del stars occupy the same regions as the other Am stars, but with an absence of high-frequency ($\geq 20 \text{ d}^{-1}$) pulsations; this is not surprising, given that they are cooler and more evolved than average δ Sct stars.

Several factors are thought to play a role in the development of pulsating Am stars, but stellar rotation is probably one of the most important. Charbonneau & Michaud (1991) showed that Am chemical peculiarity develops in stars that rotate slower than

Table 4. The number of pulsating Am stars and percentage in each of the four pulsation classes as defined by Grigahcène et al. (2010).

Pulsation Class	Number	Percentage
δ Sct	169	75
δ Sct/ γ Dor	23	10
γ Dor	30	13
γ Dor/ δ Sct	5	2

90 km s⁻¹ and that the He II ionisation zone deepens with decreasing rotation. This was later confirmed by more advanced diffusion model calculations by Talon et al. (2006) and observationally by Fossati et al. (2008), who found a correlation between Am chemical peculiarities and $v \sin i$ in Am stars belonging to the Praesepe open cluster. The vast majority of the Am stars already known to pulsate have a rather large $v \sin i$, between 40 and 90 km s⁻¹, thus avoiding the He II ionisation zone sinking too deep into the star and therefore allowing the development of pulsation driven by the κ -mechanism. On the other hand, for the very slowly rotating pulsating Am stars, the pulsation could be laminar. It is therefore likely there are two different mechanisms driving pulsation in Am stars.

Our results show a wide variety of pulsations, from singly periodic to complex multiperiodic, and also some examples of what appear to be hybrid γ Dor/ δ Sct pulsators. This is similar to the range of behaviour seen in normal abundance δ Sct stars, as can be seen in the study of *Kepler* data by Grigahcène et al. (2010). Those authors reclassified pulsation types with the following scheme:

δ Sct:	frequencies above 5 d ⁻¹ ;
δ Sct/ γ Dor hybrid:	most frequencies above 5 d ⁻¹ , but some low frequencies present;
γ Dor:	frequencies lower than 5 d ⁻¹ ;
γ Dor/ δ Sct hybrid:	most frequencies lower than 5 d ⁻¹ , but some high frequencies present.

Our results are summarized in Table 4 and the individual classes for each star are given in Table 1. The majority of the pulsators we found are δ Sct stars, with the remaining quarter split between γ Dor stars and mostly δ Sct/ γ Dor hybrids. Given that the SuperWASP data are affected by daily aliases and systematics at low frequencies, the true number of stars with γ Dor pulsations may indeed be higher. However, given that Am stars are thought to be members of binary systems and tidal effects slow the stellar rotation rate, it is possible that some of the low-frequency signatures found in the SuperWASP data are due to ellipsoidal effects in close binaries. Assuming a rotation limit of $v \sin i \lesssim 120$ km s⁻¹ for an Am star and a radius of 1.5 R_{\odot} , the shortest period for a binary system containing a tidally-synchronised Am star is ~ 0.6 d. Close binary systems with dissimilar components have two maxima and minima per orbital period, and this value dominates over the orbital value in periodograms. Hence, frequencies $\lesssim 3.3$ d⁻¹ may have arisen due to ellipsoidal variations in close binaries. Thus, we caution that some of the stars presented in Table 1 could have erroneously been classified as having γ Dor pulsations. In addition, it is possible that long-period pulsations in close binaries could be tidally excited (Handler et al. 2002).

It is clear from examination of the *Kepler* data set that the δ Sct stars show frequencies ranging from nearly zero d⁻¹ up to 100 d⁻¹; some stars even show the full range, including frequencies between the g mode and p mode ranges seen in models. These intermediate frequencies are unexplained at

present. It is clear that the δ Sct stars are complex pulsators that show g modes, p modes, mixed modes and many nonlinear cross terms. Whether there are differences between abnormal abundance, slowly rotating Am stars that are δ Sct stars and the more rapidly rotating, normal abundance δ Sct stars is yet to be determined. The objects we present here from SuperWASP greatly increases the number of pulsating Am stars for statistical study of this question.

Acknowledgements. The WASP project is funded and operated by Queen's University Belfast, the Universities of Keele, St. Andrews and Leicester, the Open University, the Isaac Newton Group, the Instituto de Astrofísica de Canarias, the South African Astronomical Observatory and by STFC. This research has made use of the SIMBAD database, operated at CDS, Strasbourg, France. Some of the data presented in this paper were obtained from the Multimission Archive at the Space Telescope Science Institute (MAST). STScI is operated by the Association of Universities for Research in Astronomy, Inc., under NASA contract NAS5-26555. Support for MAST for non-HST data is provided by the NASA Office of Space Science via grant NNX09AF08G and by other grants and contracts.

References

- Abt, H. A. 2009, *AJ*, 138, 28
- Aerts, C., Christensen-Dalsgaard, J., & Kurtz, D. W. 2010, *Asteroseismology* (Heidelberg: Springer)
- Balona, L., Ripepi, V., Catanzaro, G., et al. 2011, *MNRAS*, 414, 792
- Breger, M., Stich, J., Garrido, R., et al. 1993, *A&A*, 271, 482
- Butters, O. W., West, R. G., Anderson, D. R., et al. 2010, *A&A*, 520, L10
- Catanzaro, G., Ripepi, V., Bernabei, S., et al. 2011, *MNRAS*, 411, 1167
- Charbonneau, P., & Michaud, G. 1991, *ApJ*, 370, 693
- Dupret, M.-A., Grigahcène, A., Garrido, R., Gabriel, M., & Scuflaire, R. 2005, *A&A*, 435, 927
- Fossati, L., Bagnulo, S., Landstreet, J., et al. 2008, *A&A*, 483, 891
- Gilliland, R. L., Brown, T. M., Christensen-Dalsgaard, J., et al. 2010, *PASP*, 122, 131
- Grigahcène, A., Antoci, V., Balona, L., et al. 2010, *ApJ*, 713, L192
- Handler, G., Balona, L. A., Shobbrook, R. R., et al. 2002, *MNRAS*, 333, 262
- Hauck, B., & Mermilliod, M. 1998, *A&AS*, 129, 431
- Henry, G. W., & Fekel, F. C. 2005, *AJ*, 129, 2026
- Horne, J. H., & Baliunas, S. L. 1986, *ApJ*, 302, 757
- Joshi, S., Mary, D. L., Martinez, P., et al. 2006, *A&A*, 455, 303
- Joshi, S., Mary, D. L., Chakradhari, N. K., Tiwari, S. K., & Billaud, C. 2009, *A&A*, 507, 1763
- Künzli, M., North, P., Kurucz, R. L., & Nicolet, B. 1997, *A&AS*, 122, 51
- Kurtz, D. W. 1976, *ApJS*, 32, 651
- Kurtz, D. W. 1978, *ApJ*, 221, 869
- Kurtz, D. W. 1980, *MNRAS*, 193, 29
- Kurtz, D. W. 1989, *MNRAS*, 238, 1077
- Kurtz, D. W., & Martinez, P. 2000, *Baltic Astron.*, 9, 253
- Kurtz, D. W., Garrison, R. F., Koen, C., Hofmann, G. F., & Viranna, N. B. 1995, *MNRAS*, 276, 199
- Landstreet, J. D. 1998, *A&A*, 338, 1041
- Landstreet, J. D., Kupka, F., Ford, H. A., et al. 2009, *A&A*, 503, 973
- Lenz, P., & Breger, M. 2005, *CoAst*, 146, 53
- Montgomery, M. H., & O'Donoghue, D. 1999, *DSSN*, 13, 28
- Moon, T. T. 1985, *Commun. Univ. London Obs.*, 78
- Rufener, F. 1998, *Observations in the Geneva Photometric System 4* [CDS Catalog II/169/]
- Pollacco, D. L., Skillen, I., Collier Cameron, A., et al. 2006, *PASP*, 118, 1407
- Press, W. H., & Rybicki, G. B. 1989, *ApJ*, 338, 277
- Press, W. H., Teukolsky, S. A., Vetterling, W. T., & Flannery, B. P. 1992, *Numerical recipes in FORTRAN*, 2nd ed. (Cambridge: Cambridge Univ. Press)
- Renson, P., & Manfroid, J. 2009, *A&A*, 498, 961
- Rodríguez, E., López-González, M. J., & López de Coca, P. 2002, *A&AS*, 144, 469
- Smalley, B., & Kupka, F. 1997, *A&A*, 328, 349
- Talon, S., Richard, O., & Michaud, G. 2006, *ApJ*, 645, 634
- Tamuz, O., Mazeh, T., & Zucker, S. 2005, *MNRAS*, 356, 1466
- Torres, G., Andersen, J., & Giménez, A. 2010, *A&AR*, 18, 67
- Turcotte, S., Richer, J., Michaud, G., & Christensen-Dalsgaard, J. 2000, *A&A*, 360, 603
- van Leeuwen, F. 2007, *A&A*, 474, 653
- Wegner, G. 1981, *ApJ*, 247, 969

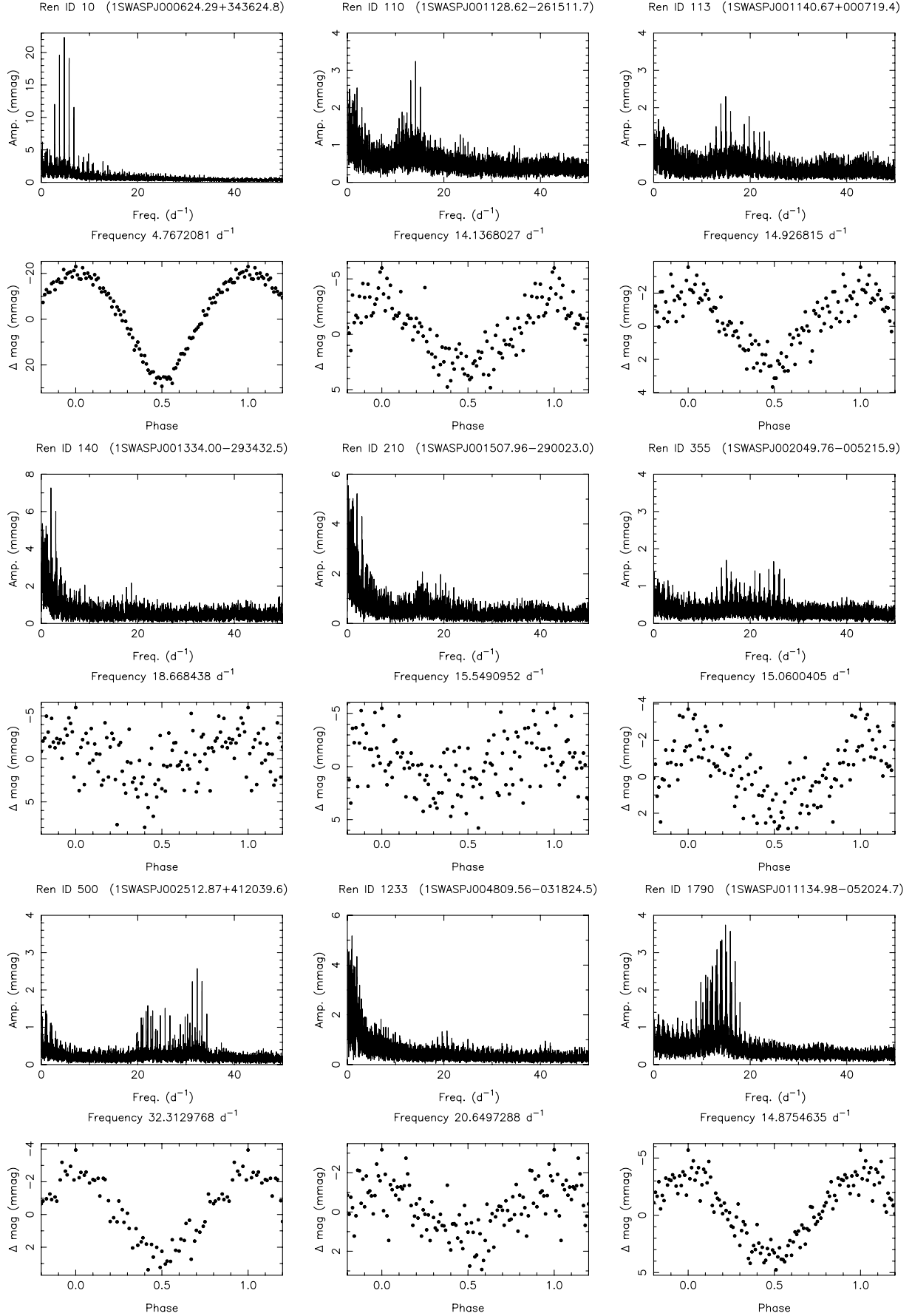


Fig. 1. SuperWASP periodograms for the pulsating Am stars (*top*) and corresponding lightcurves folded on the principal frequency (*below*). The lightcurves have been binned in 0.01 phase steps and phase 0.0 corresponds to the time of maximum light.

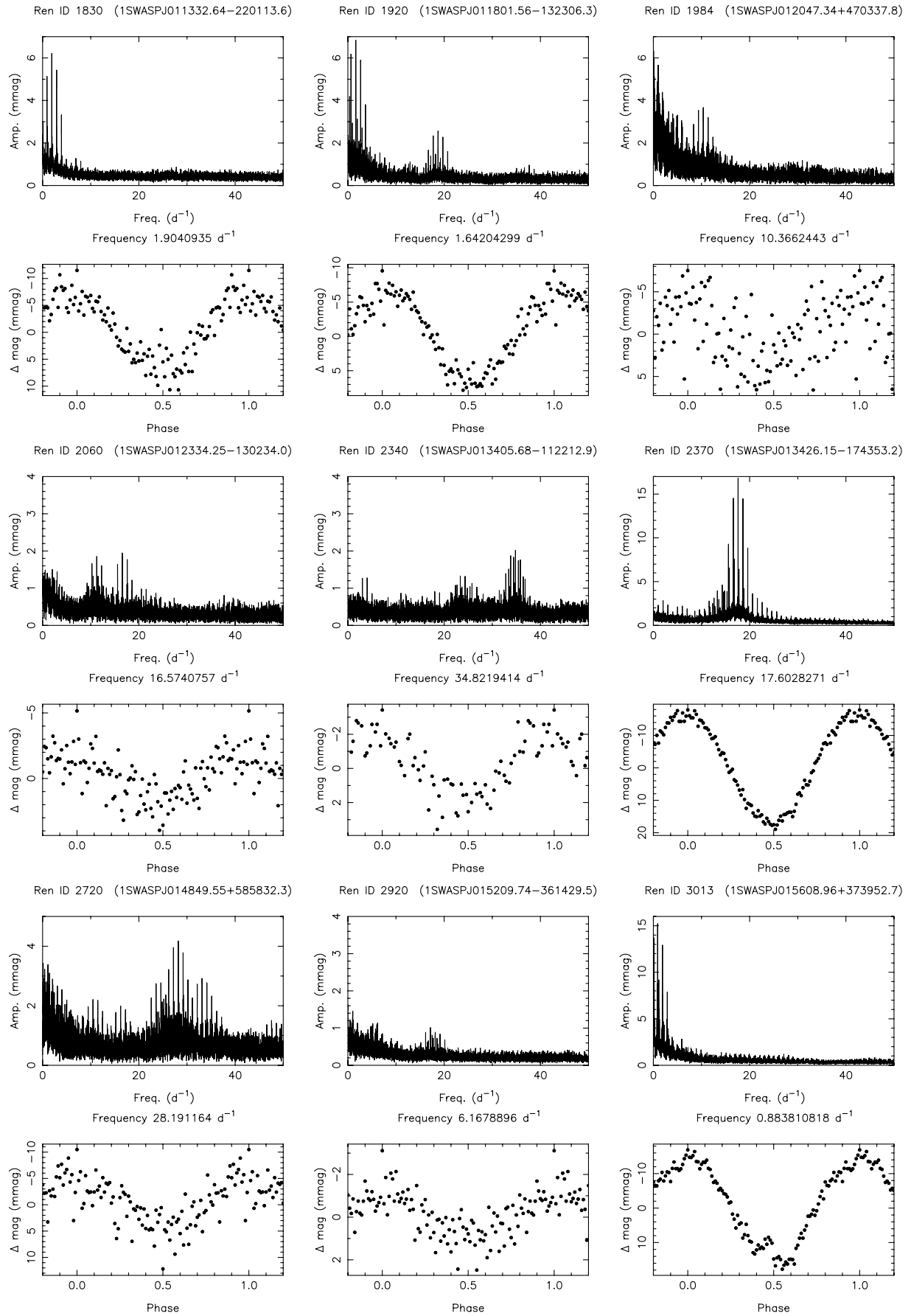


Fig. 1. continued.

B. Smalley et al.: SuperWASP observations of pulsating Am stars

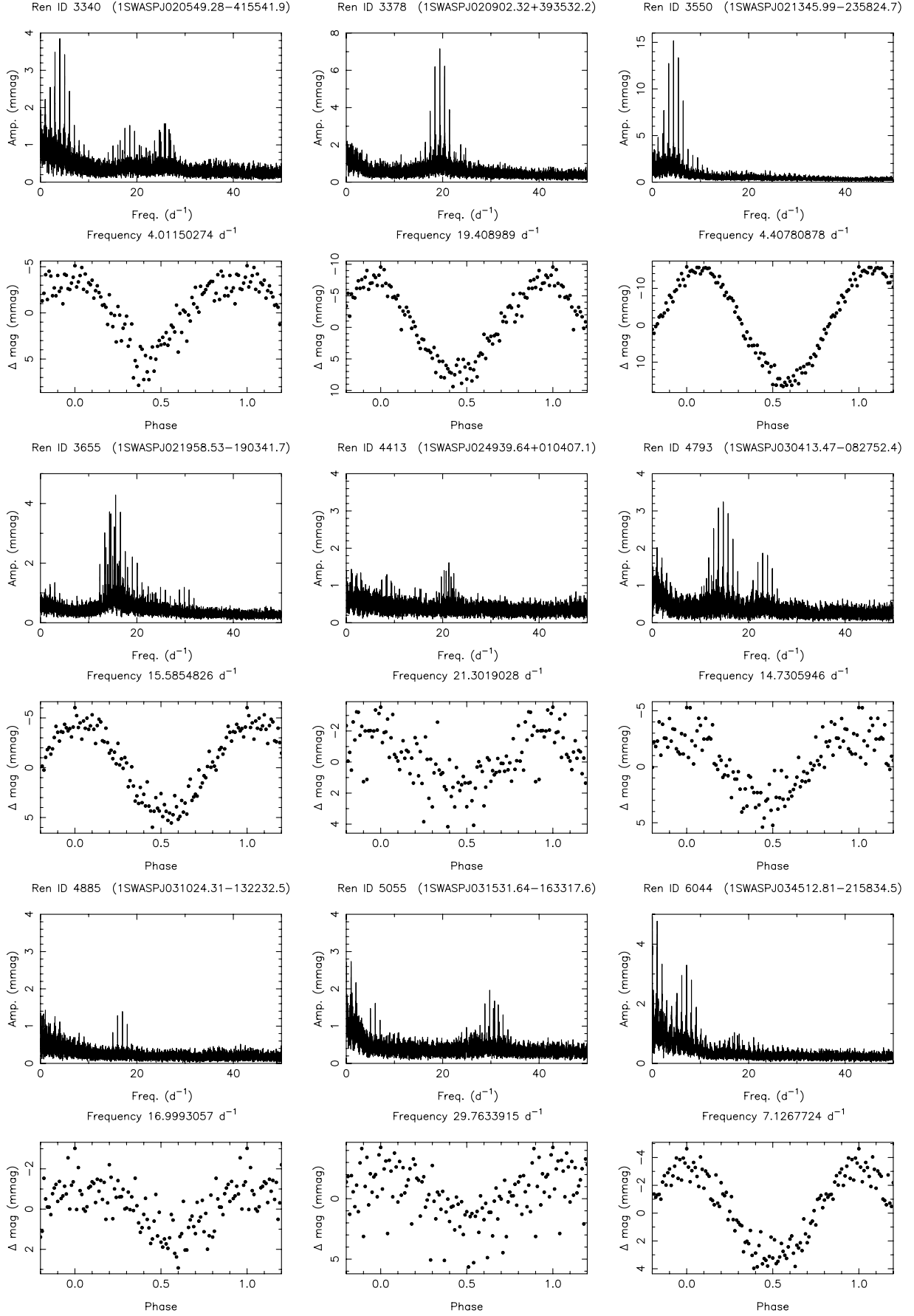


Fig. 1. continued.

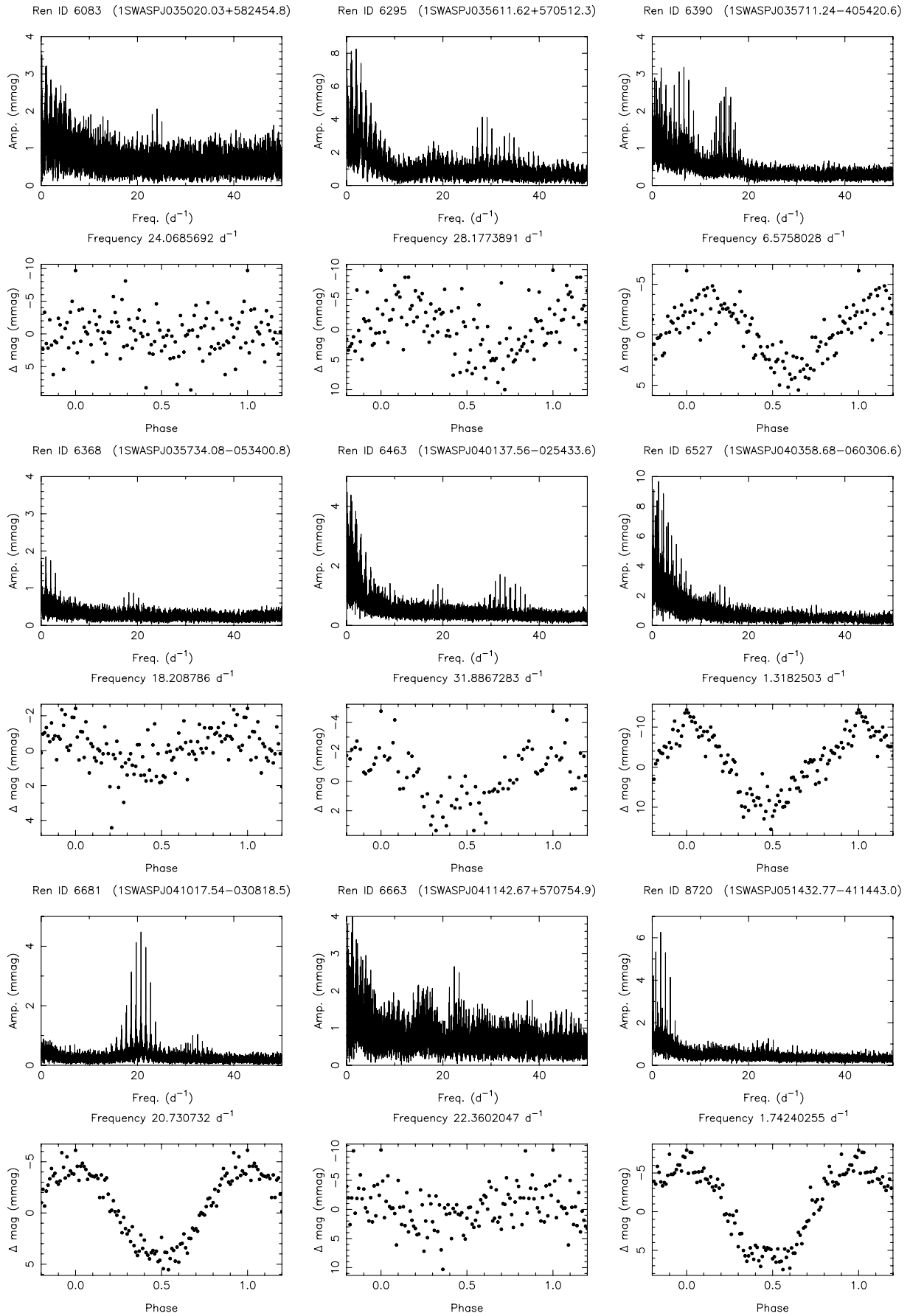


Fig. 1. continued.

B. Smalley et al.: SuperWASP observations of pulsating Am stars

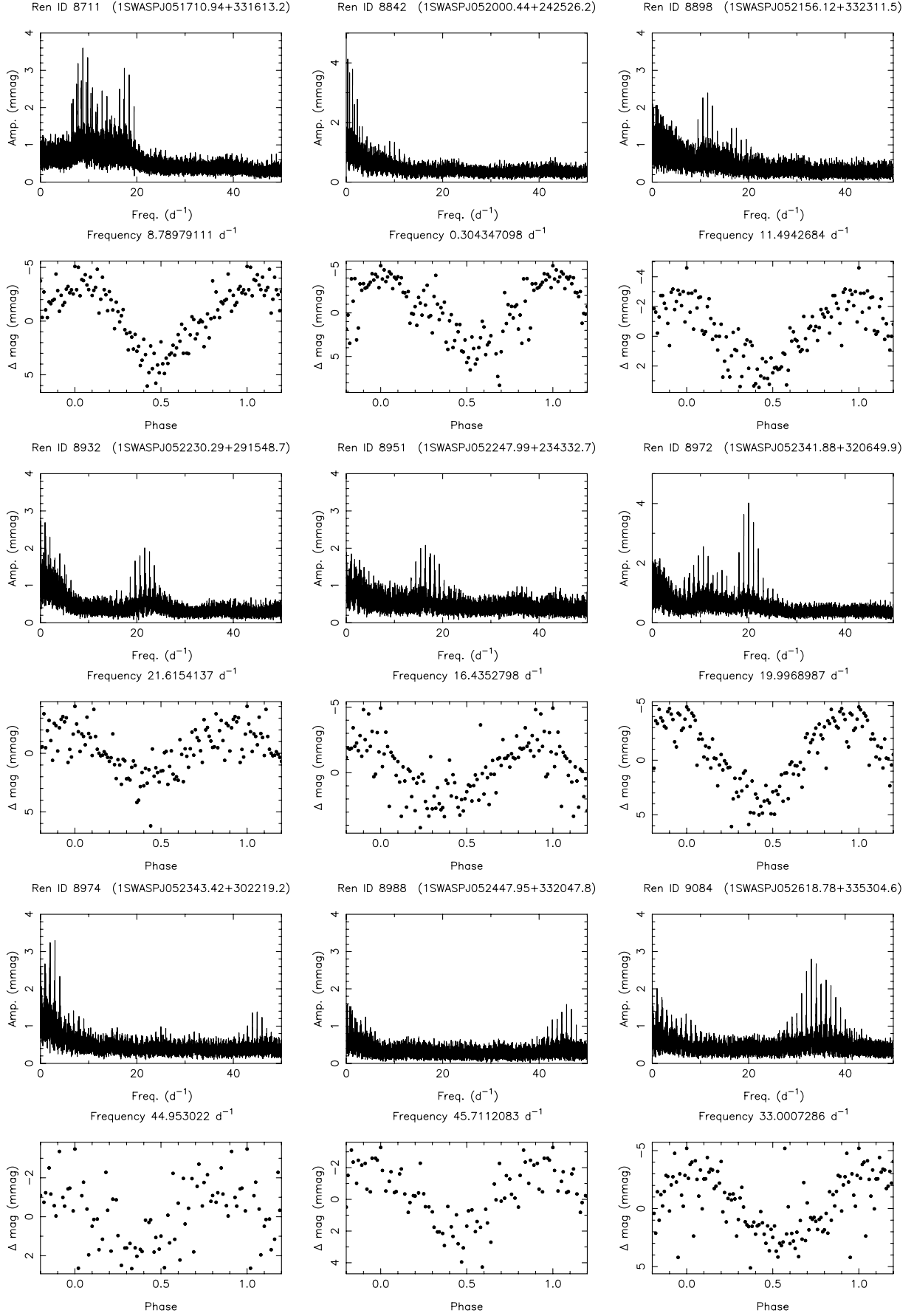


Fig. 1. continued.

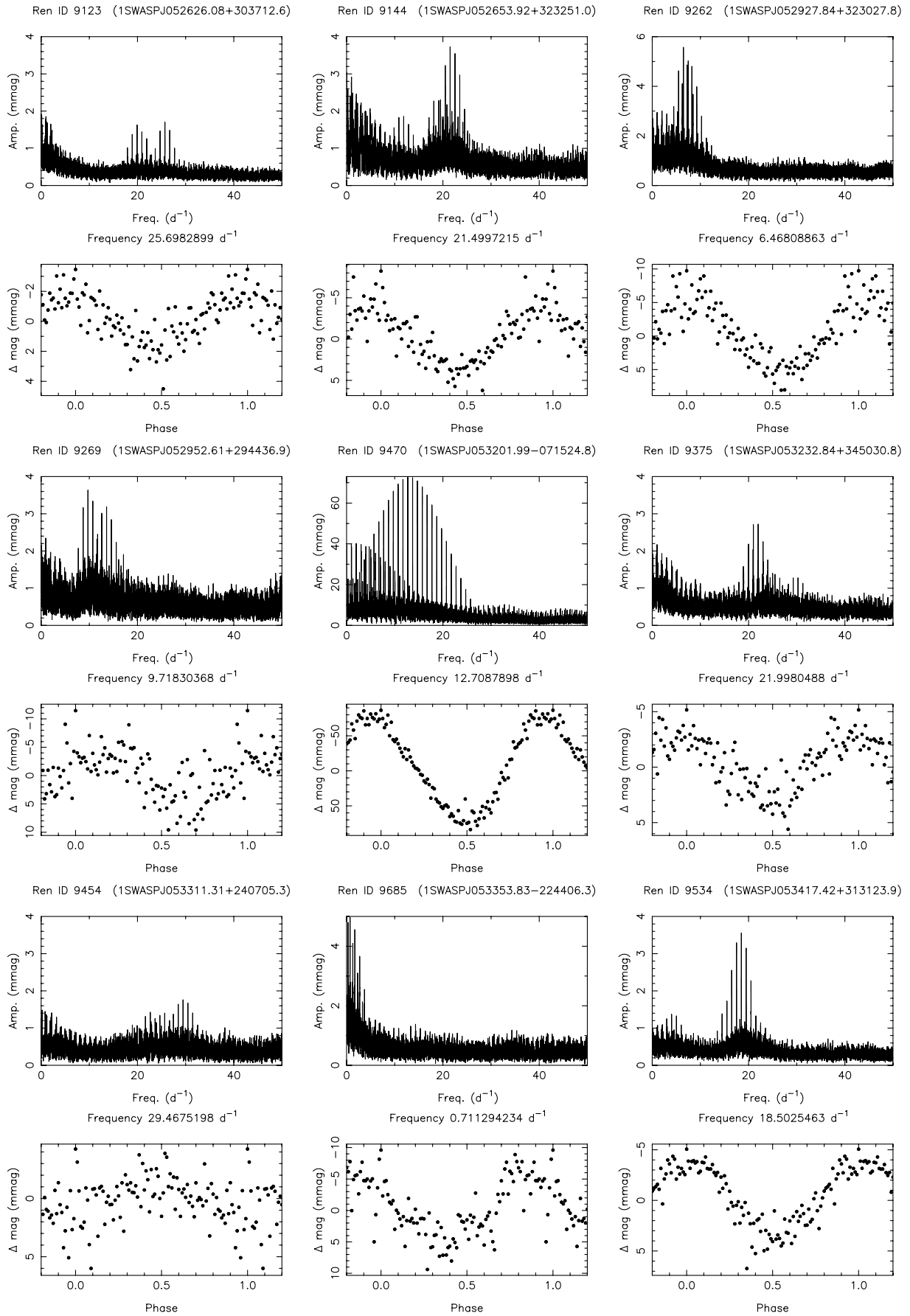


Fig. 1. continued.

B. Smalley et al.: SuperWASP observations of pulsating Am stars

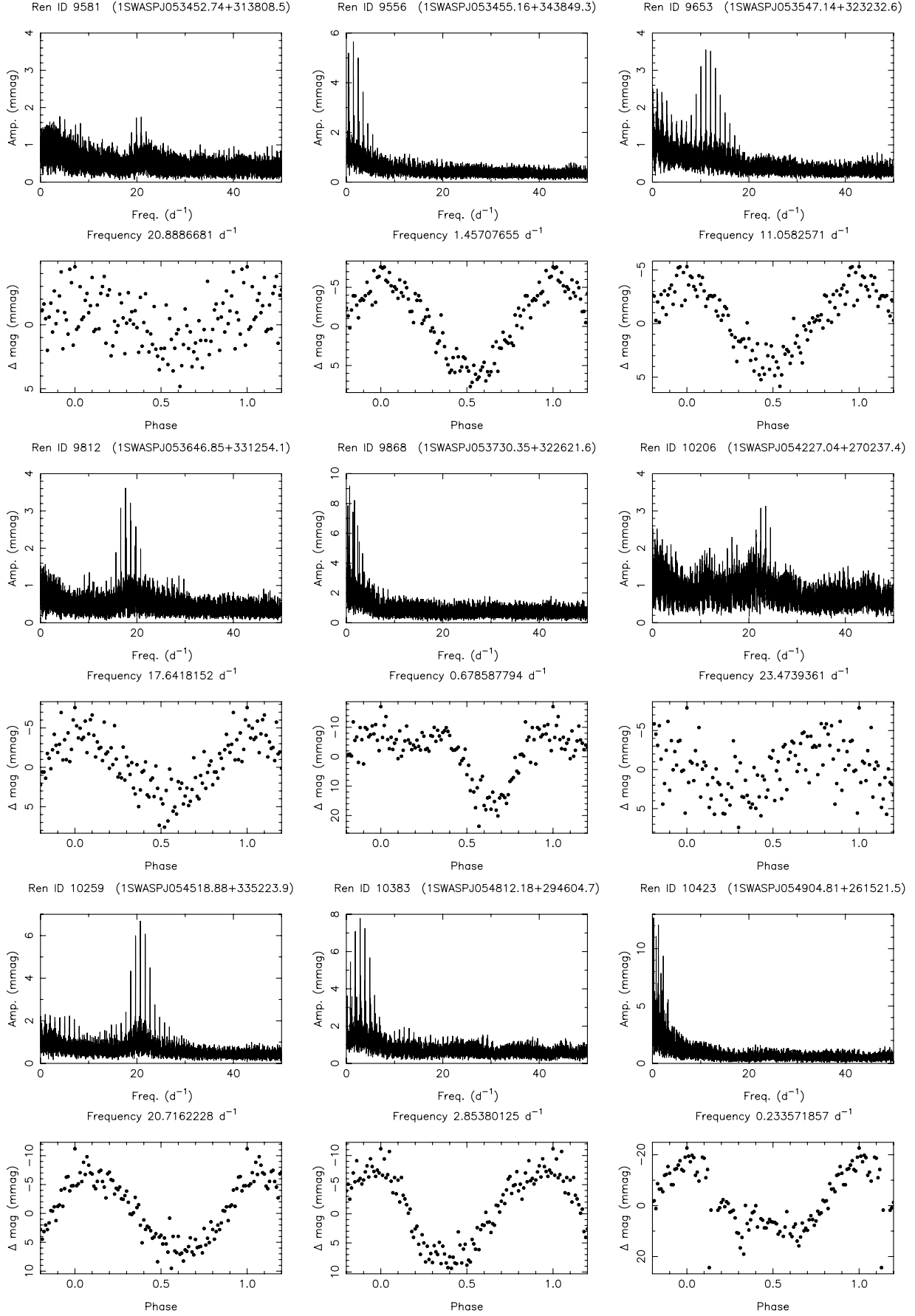


Fig. 1. continued.

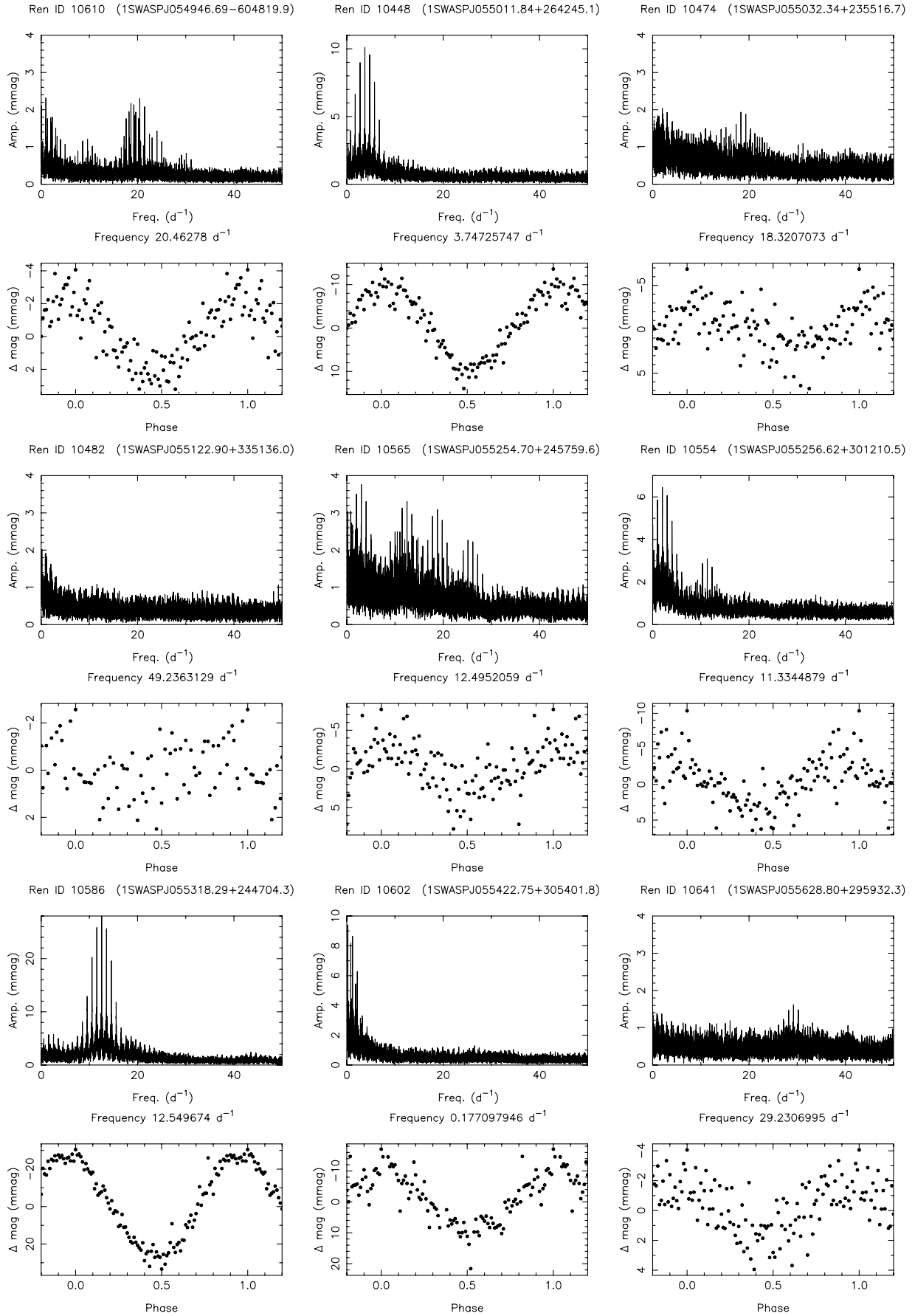


Fig. 1. continued.

B. Smalley et al.: SuperWASP observations of pulsating Am stars

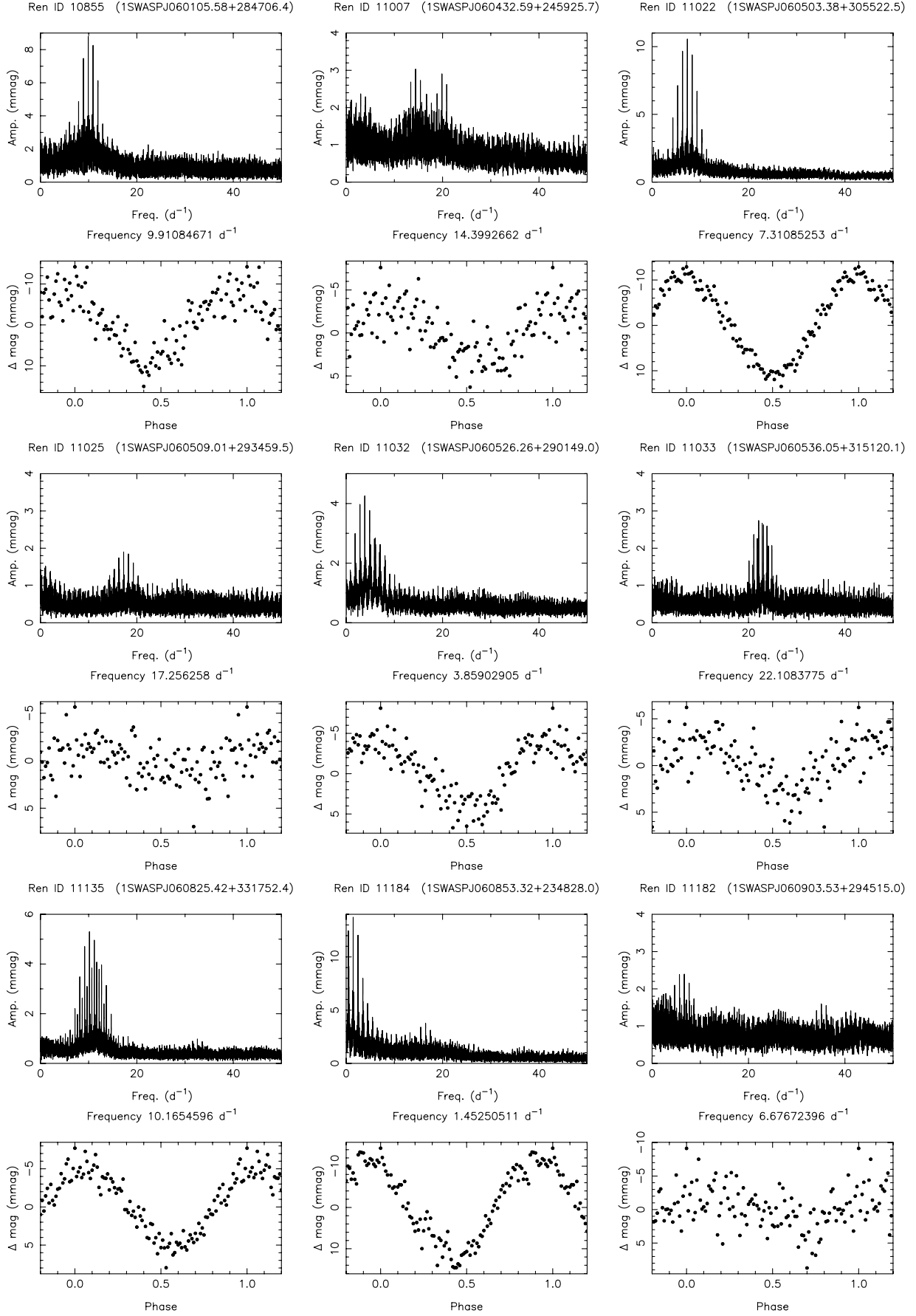


Fig. 1. continued.

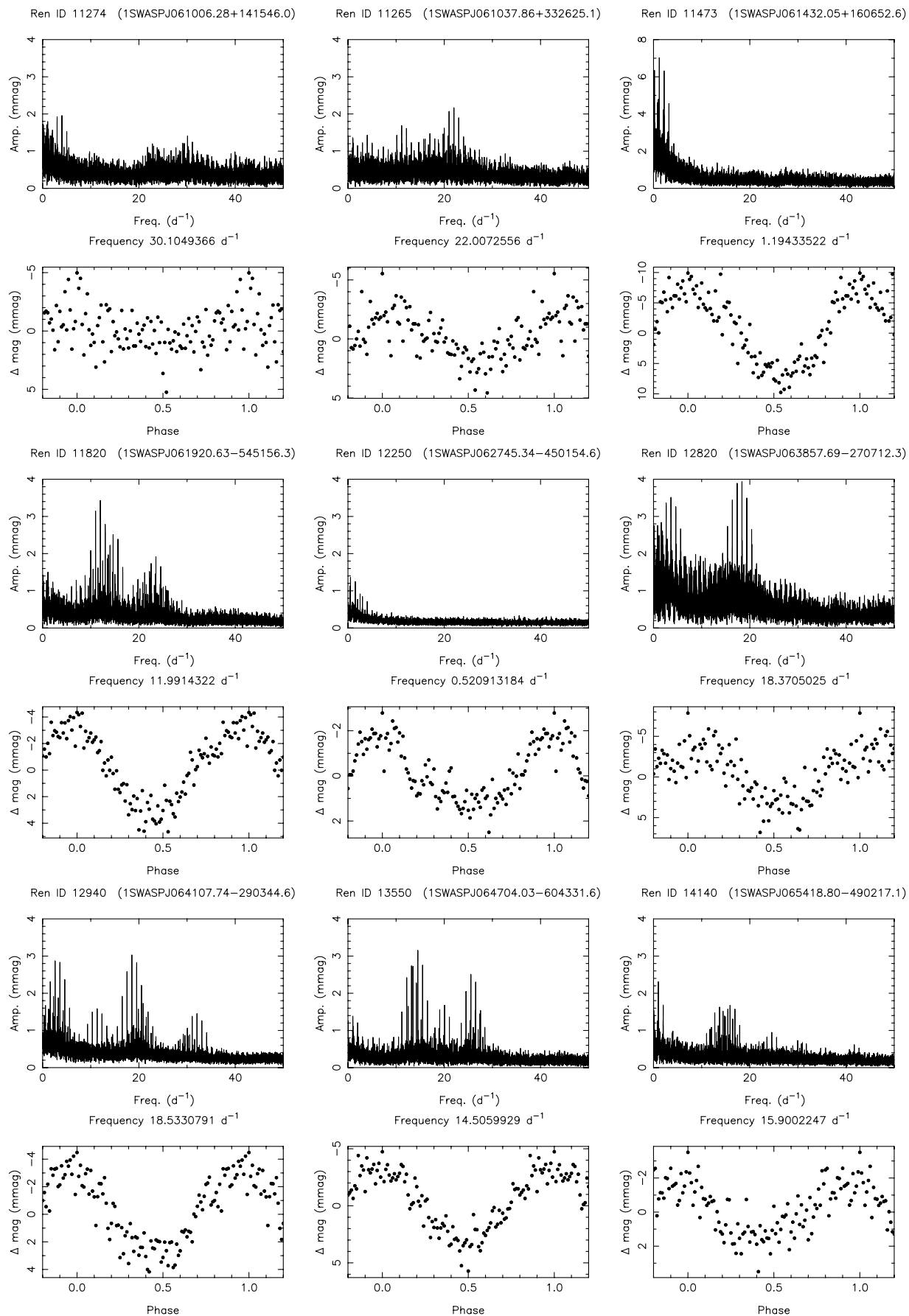


Fig. 1. continued.

B. Smalley et al.: SuperWASP observations of pulsating Am stars

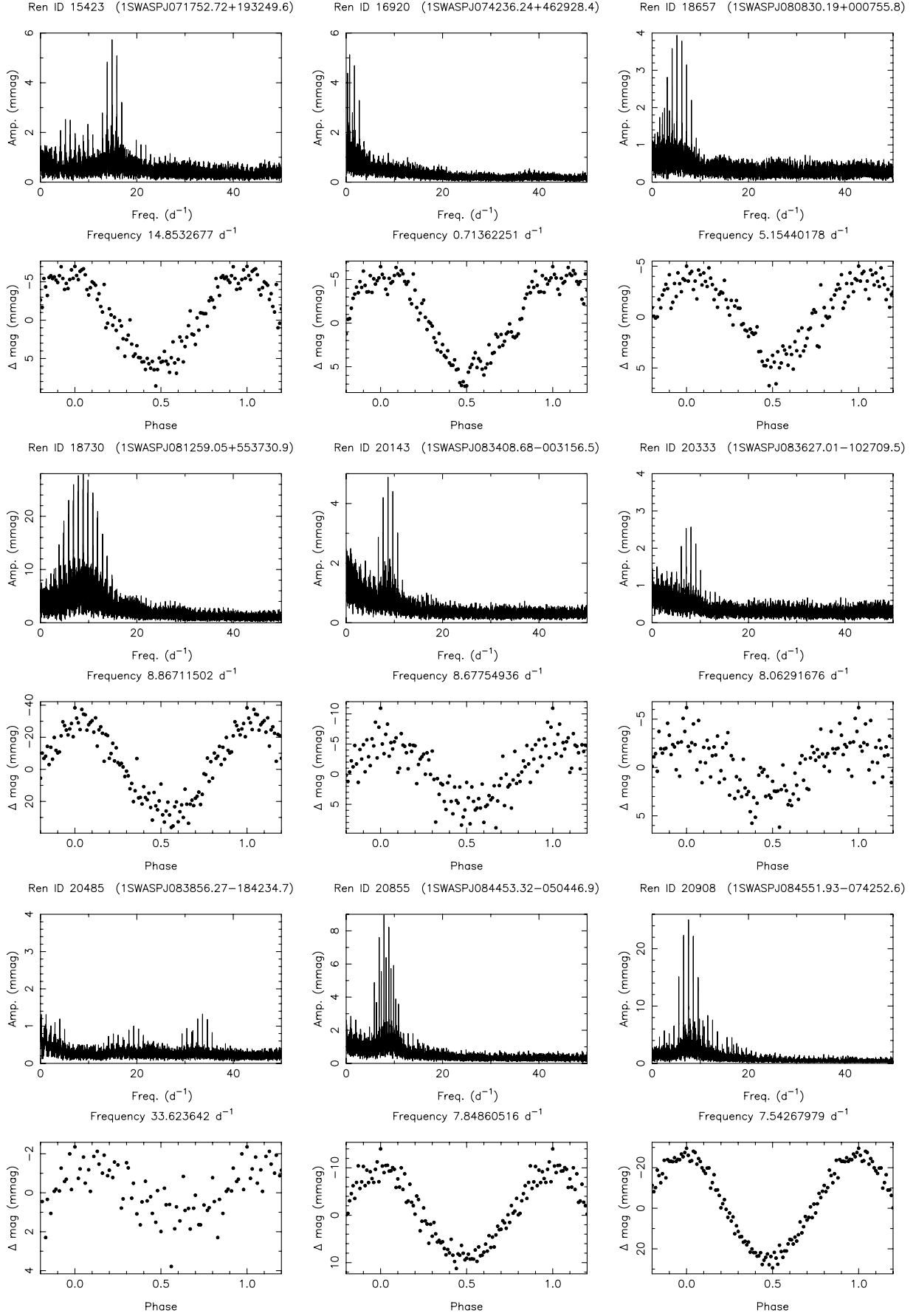


Fig. 1. continued.

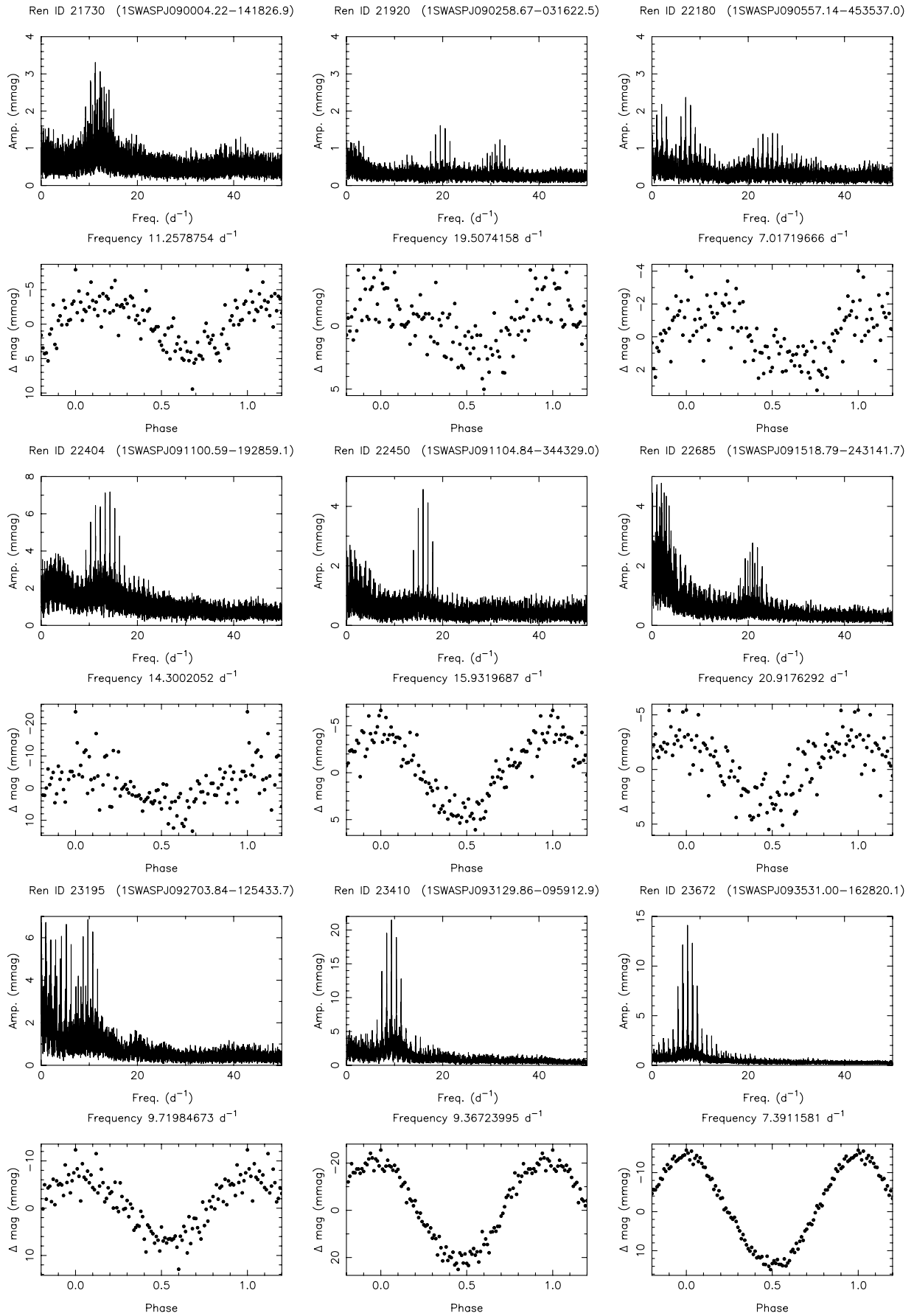


Fig. 1. continued.

B. Smalley et al.: SuperWASP observations of pulsating Am stars

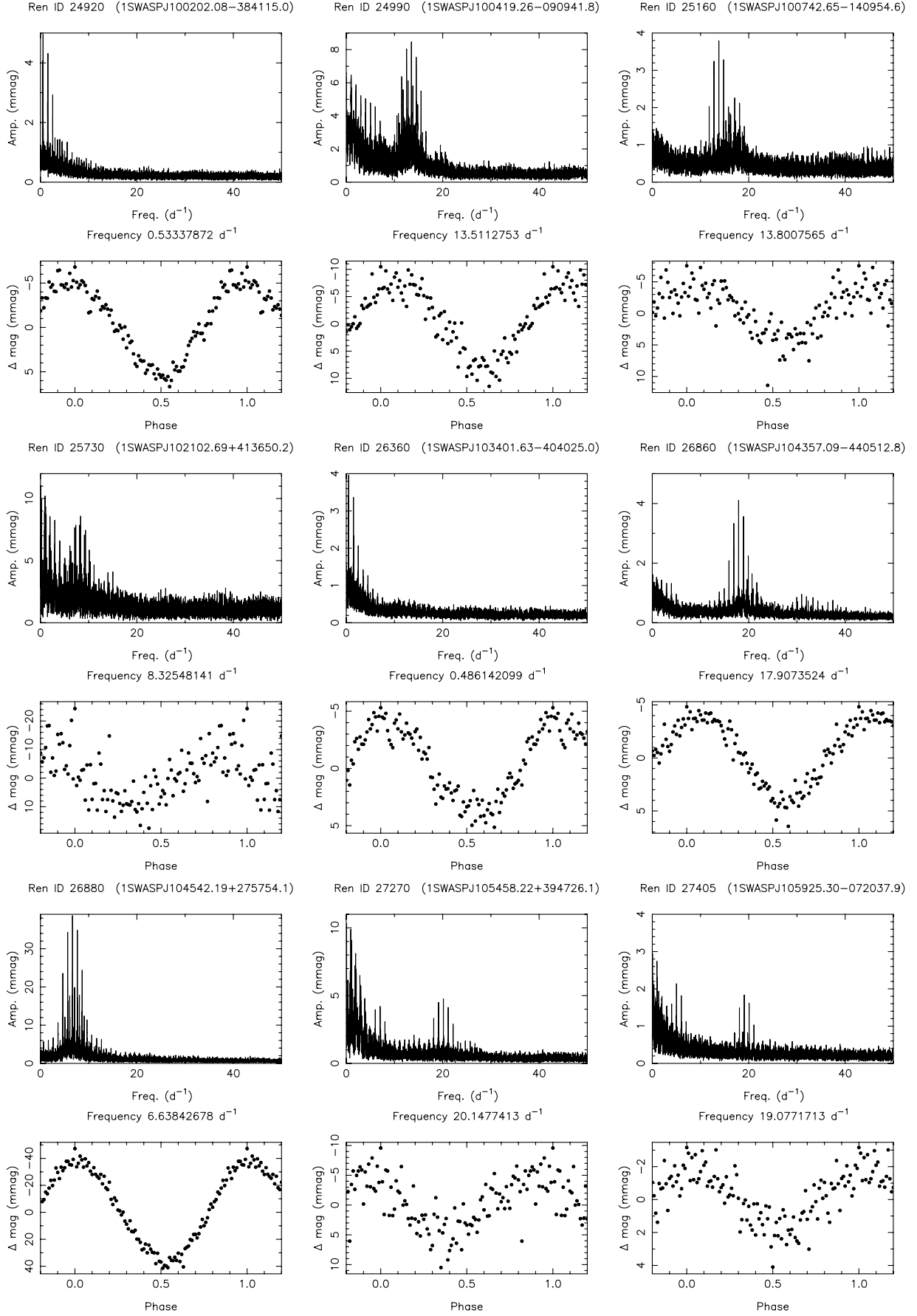


Fig. 1. continued.

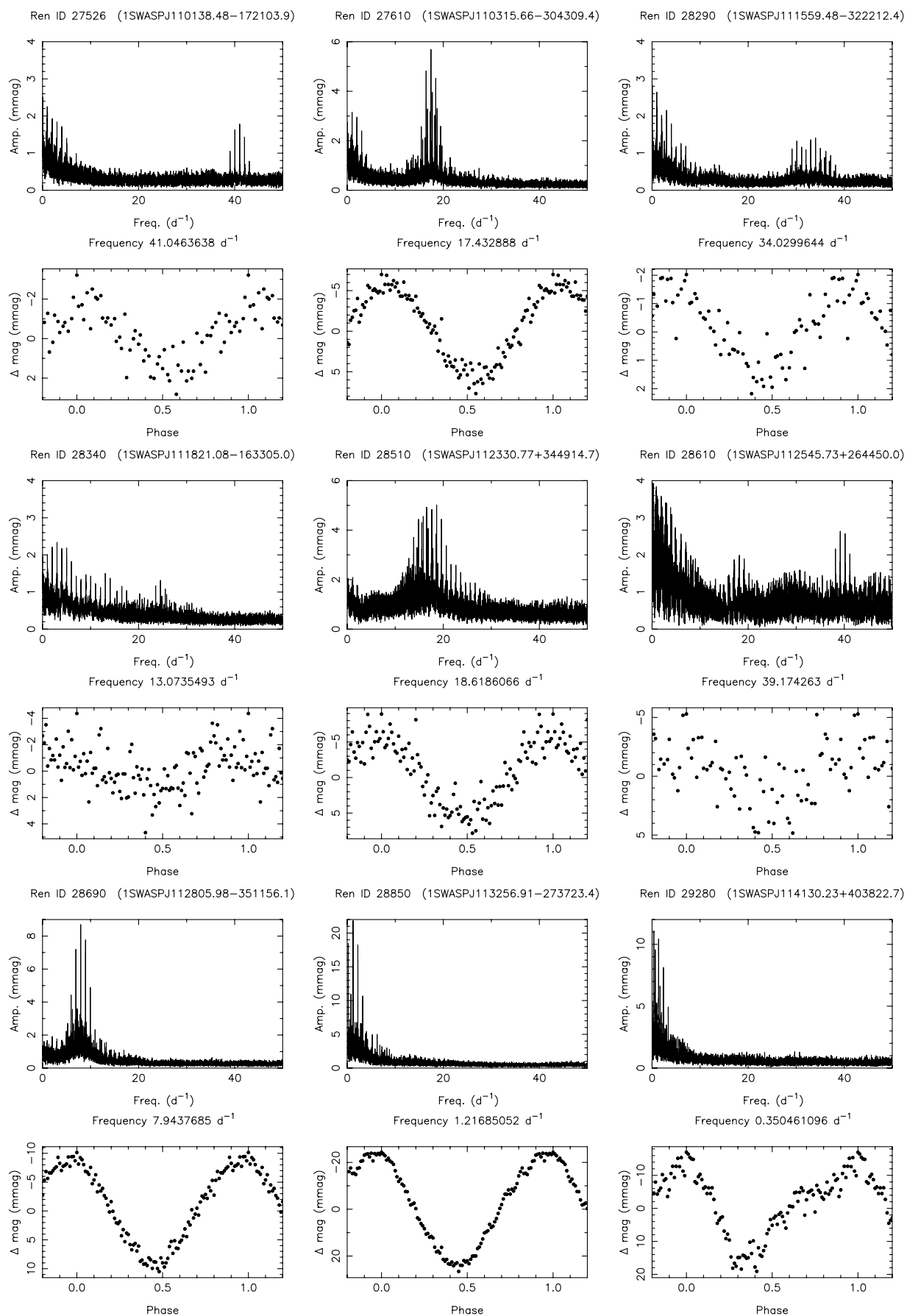


Fig. 1. continued.

B. Smalley et al.: SuperWASP observations of pulsating Am stars

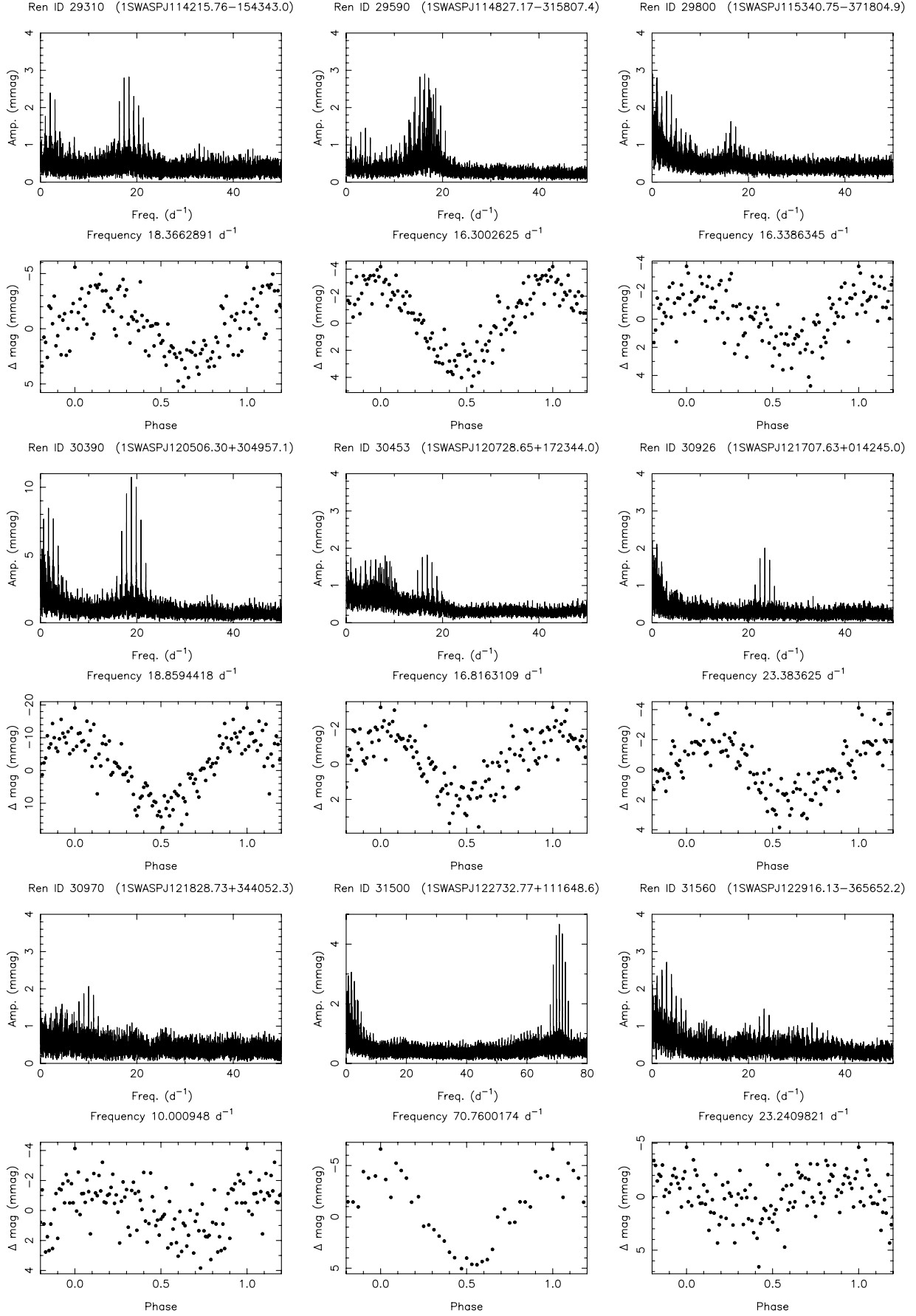


Fig. 1. continued.

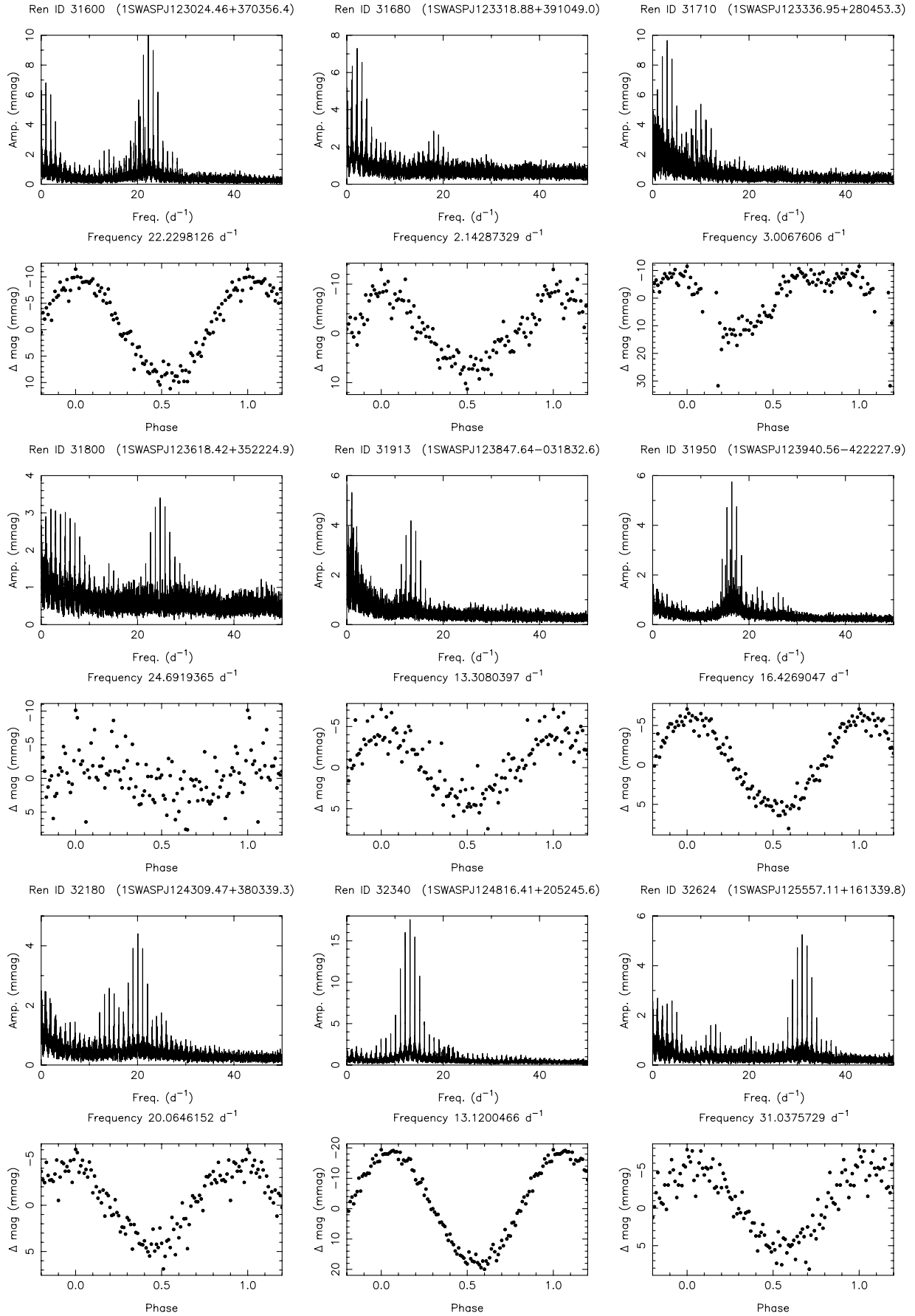


Fig. 1. continued.

B. Smalley et al.: SuperWASP observations of pulsating Am stars

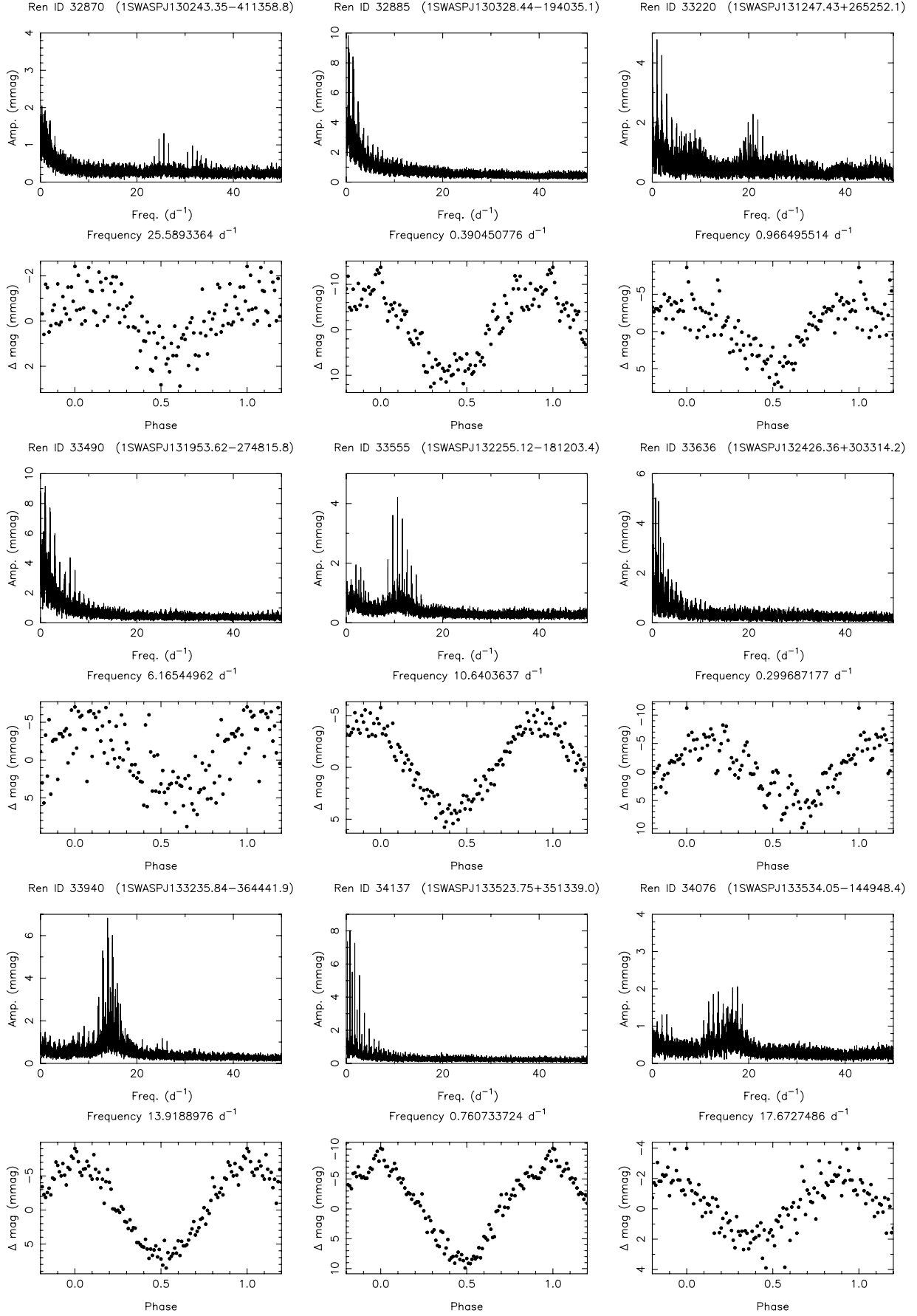


Fig. 1. continued.

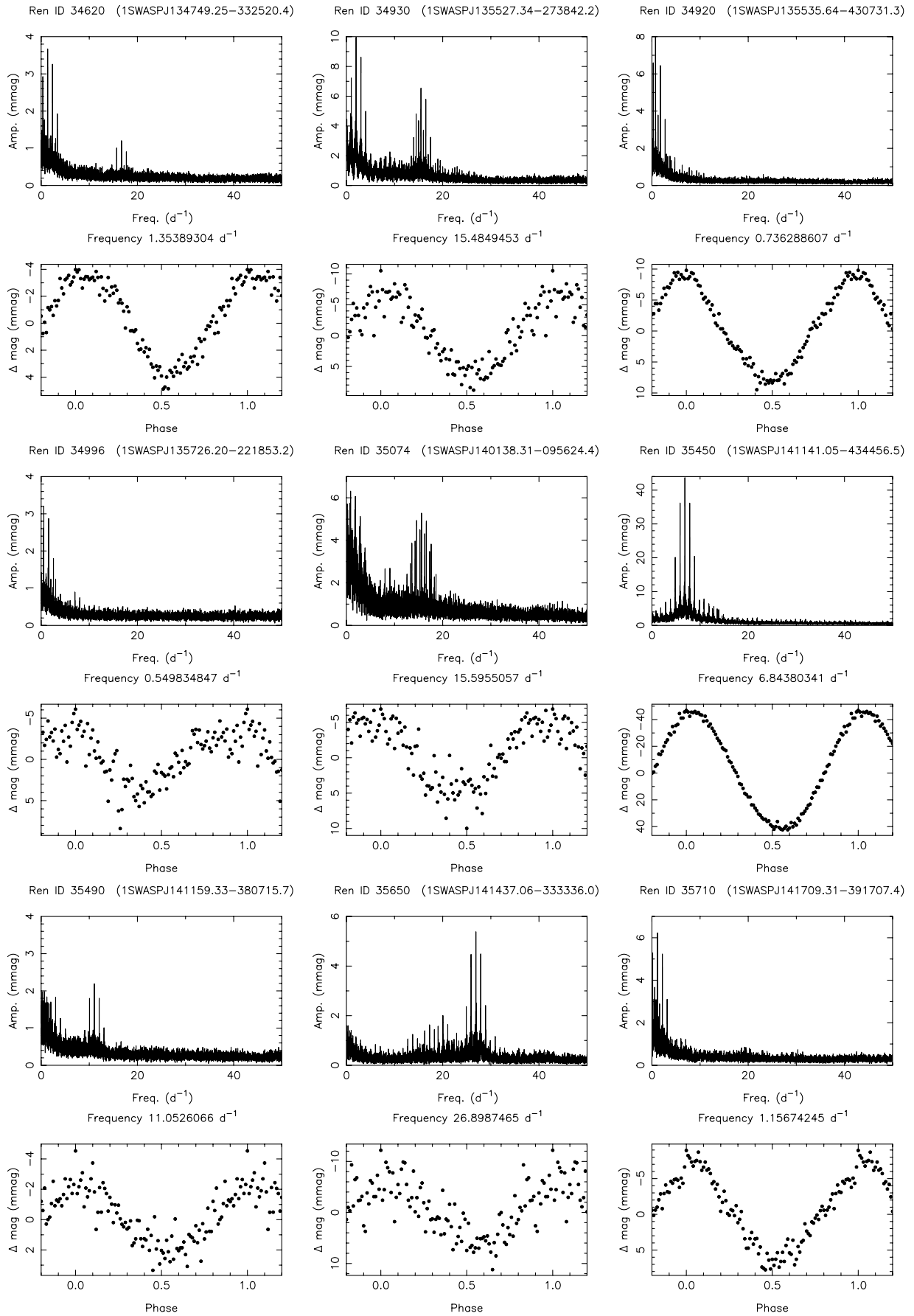


Fig. 1. continued.

B. Smalley et al.: SuperWASP observations of pulsating Am stars

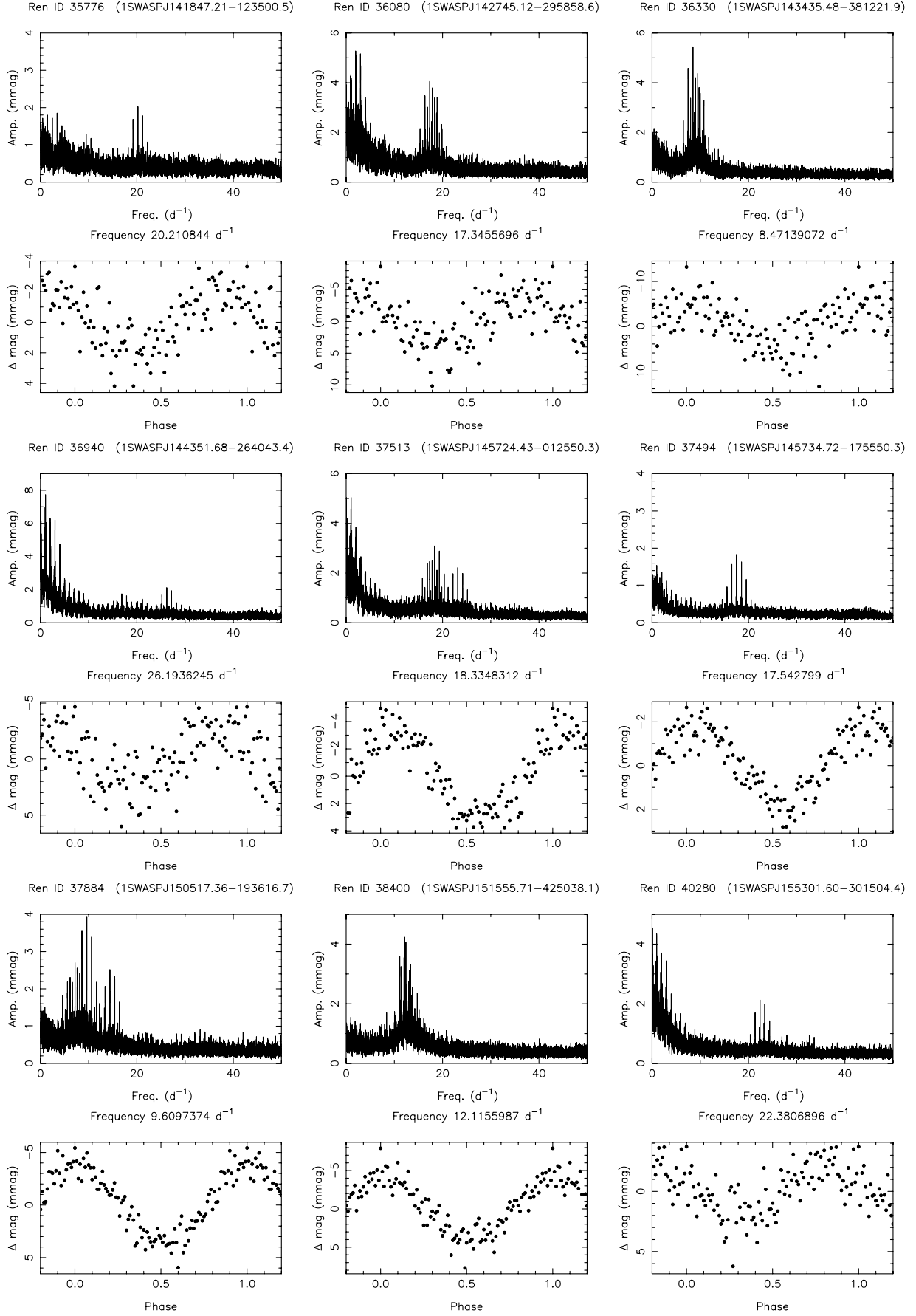


Fig. 1. continued.

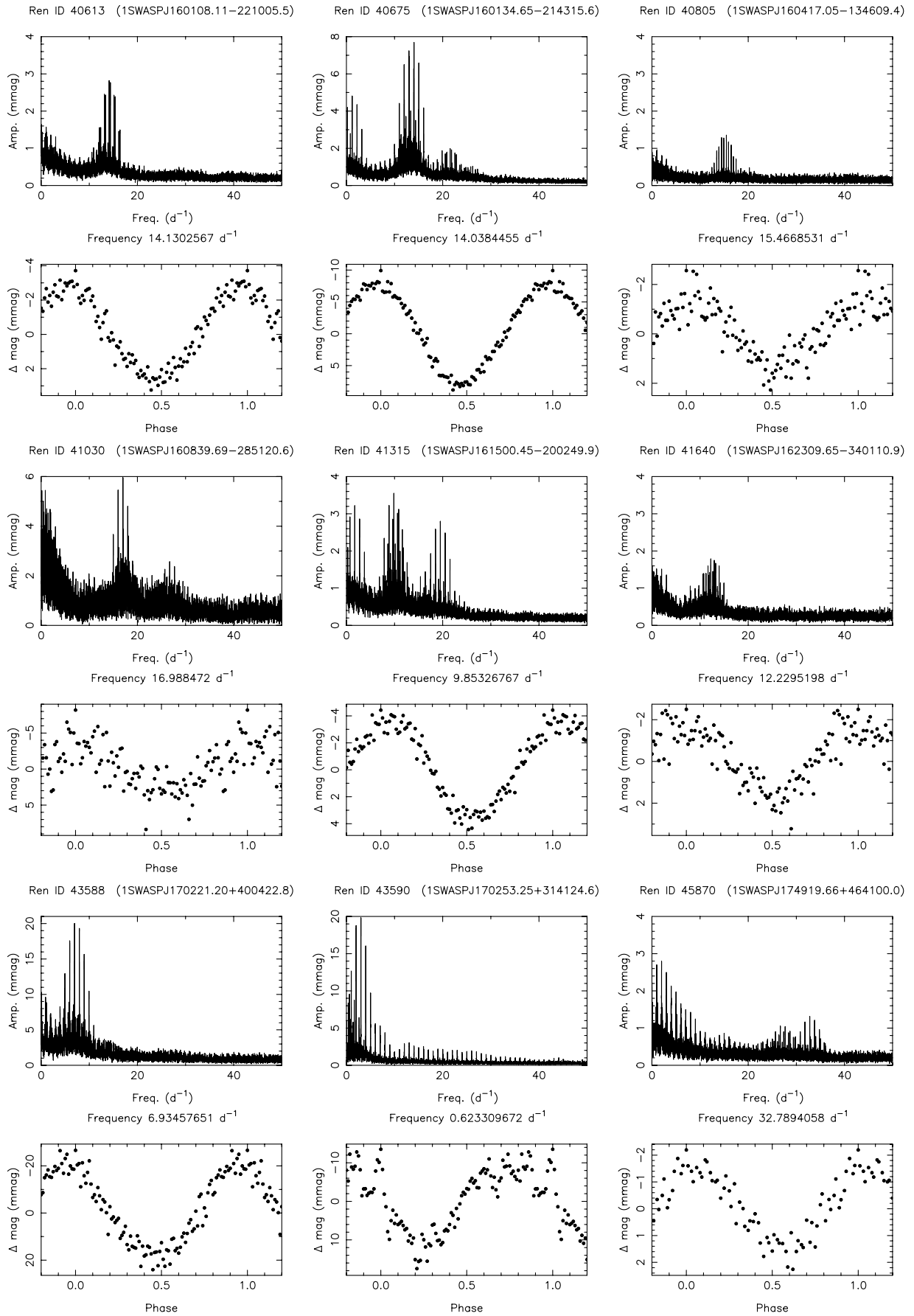


Fig. 1. continued.

B. Smalley et al.: SuperWASP observations of pulsating Am stars

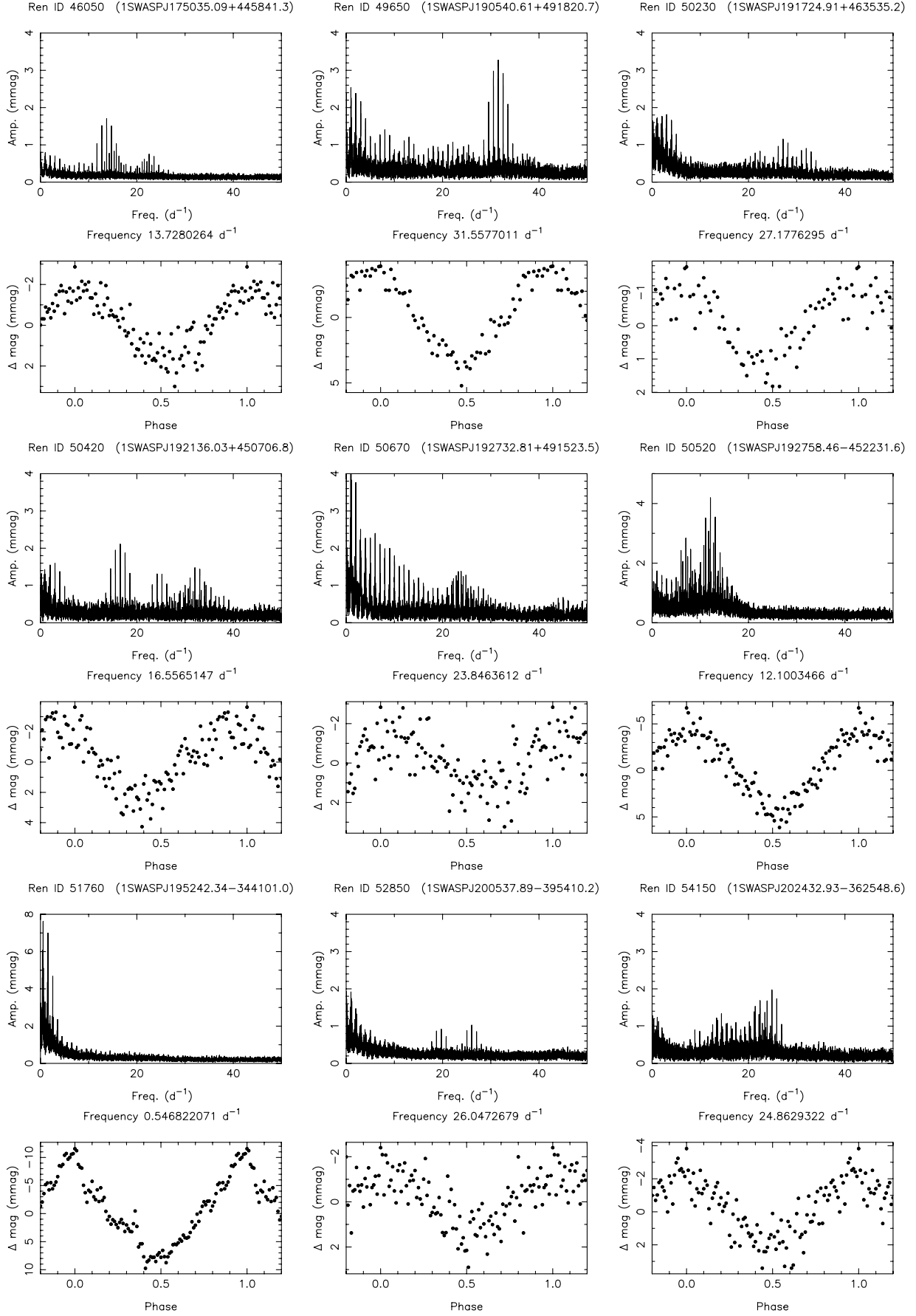


Fig. 1. continued.

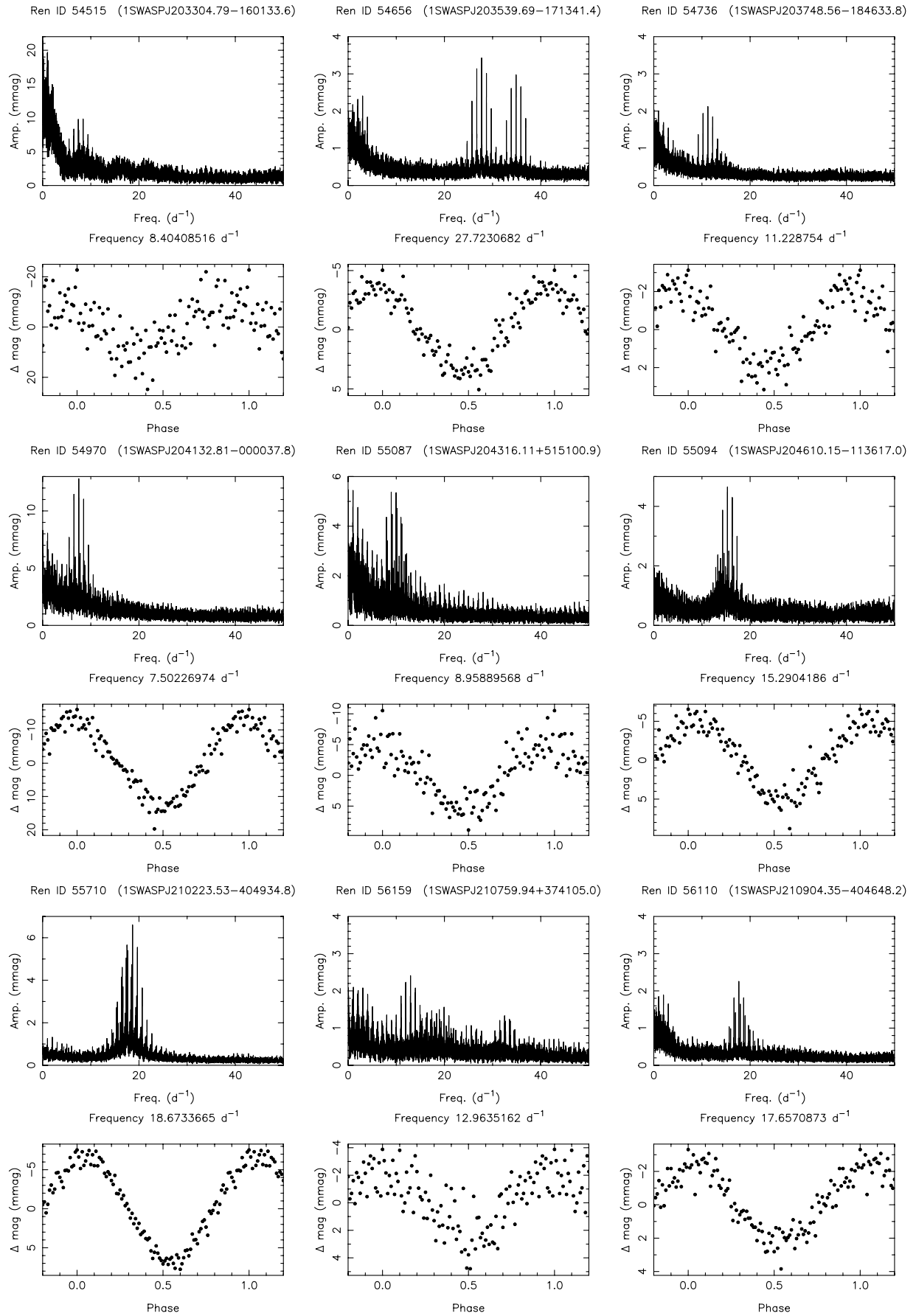


Fig. 1. continued.

B. Smalley et al.: SuperWASP observations of pulsating Am stars

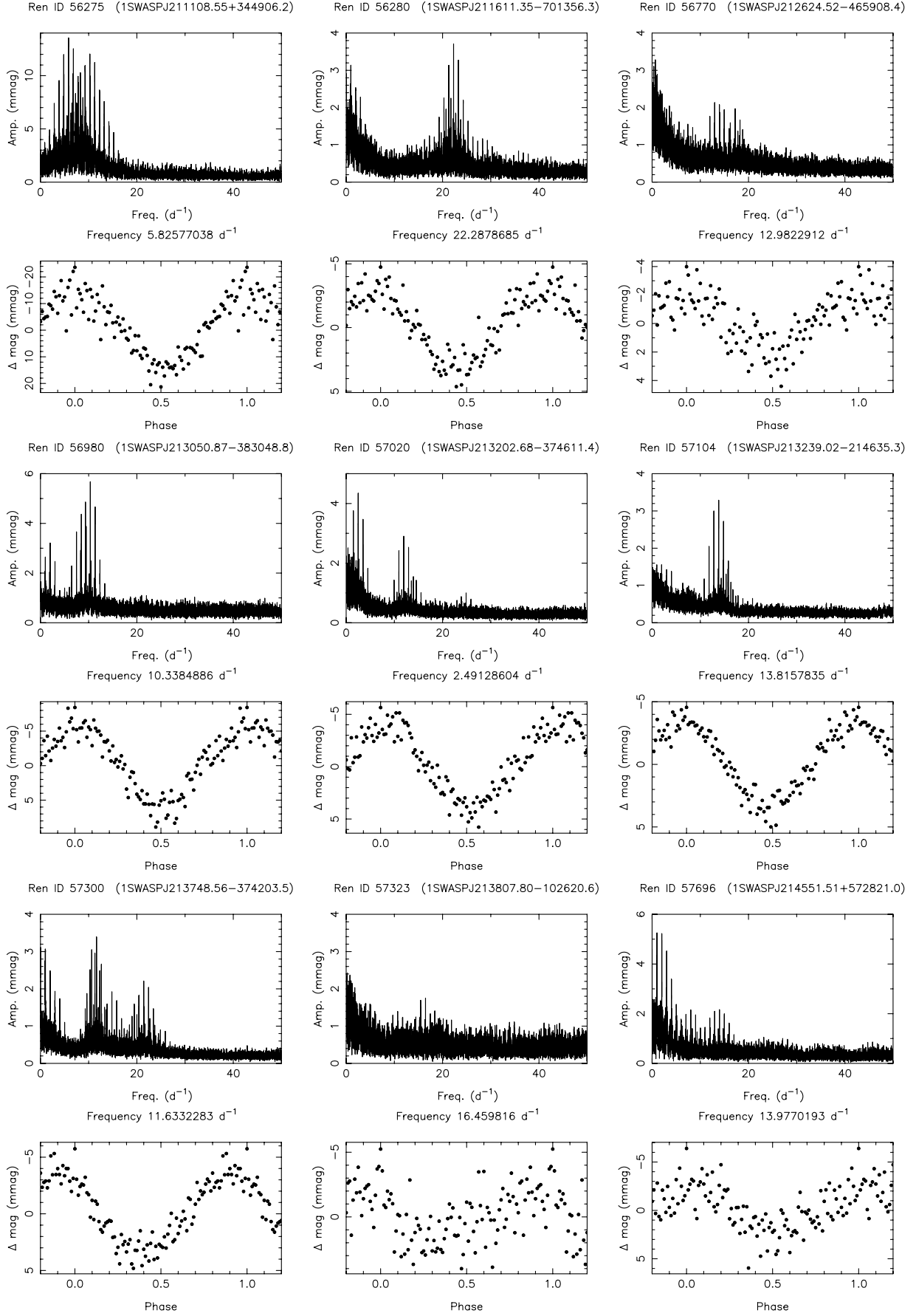


Fig. 1. continued.

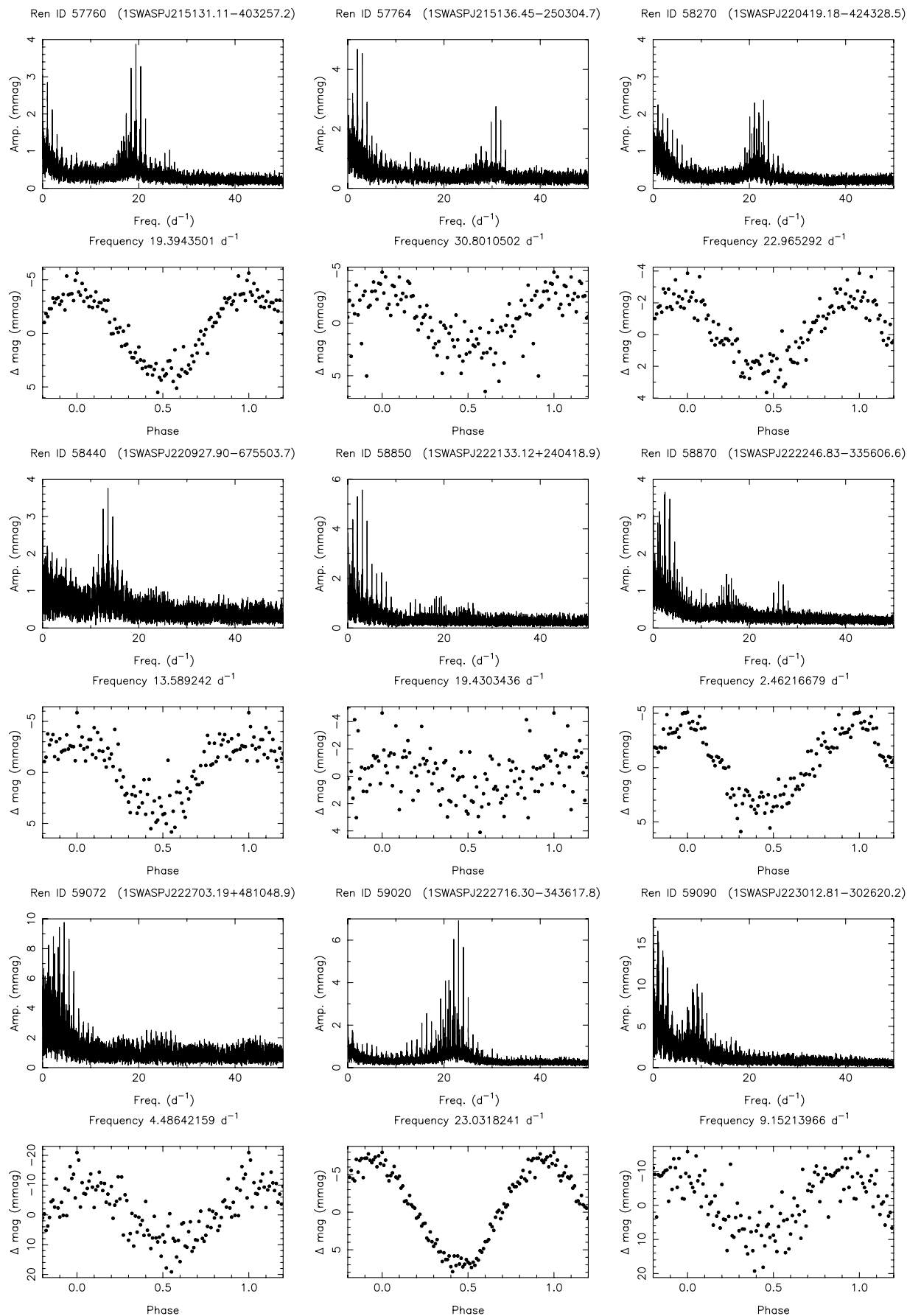


Fig. 1. continued.

B. Smalley et al.: SuperWASP observations of pulsating Am stars

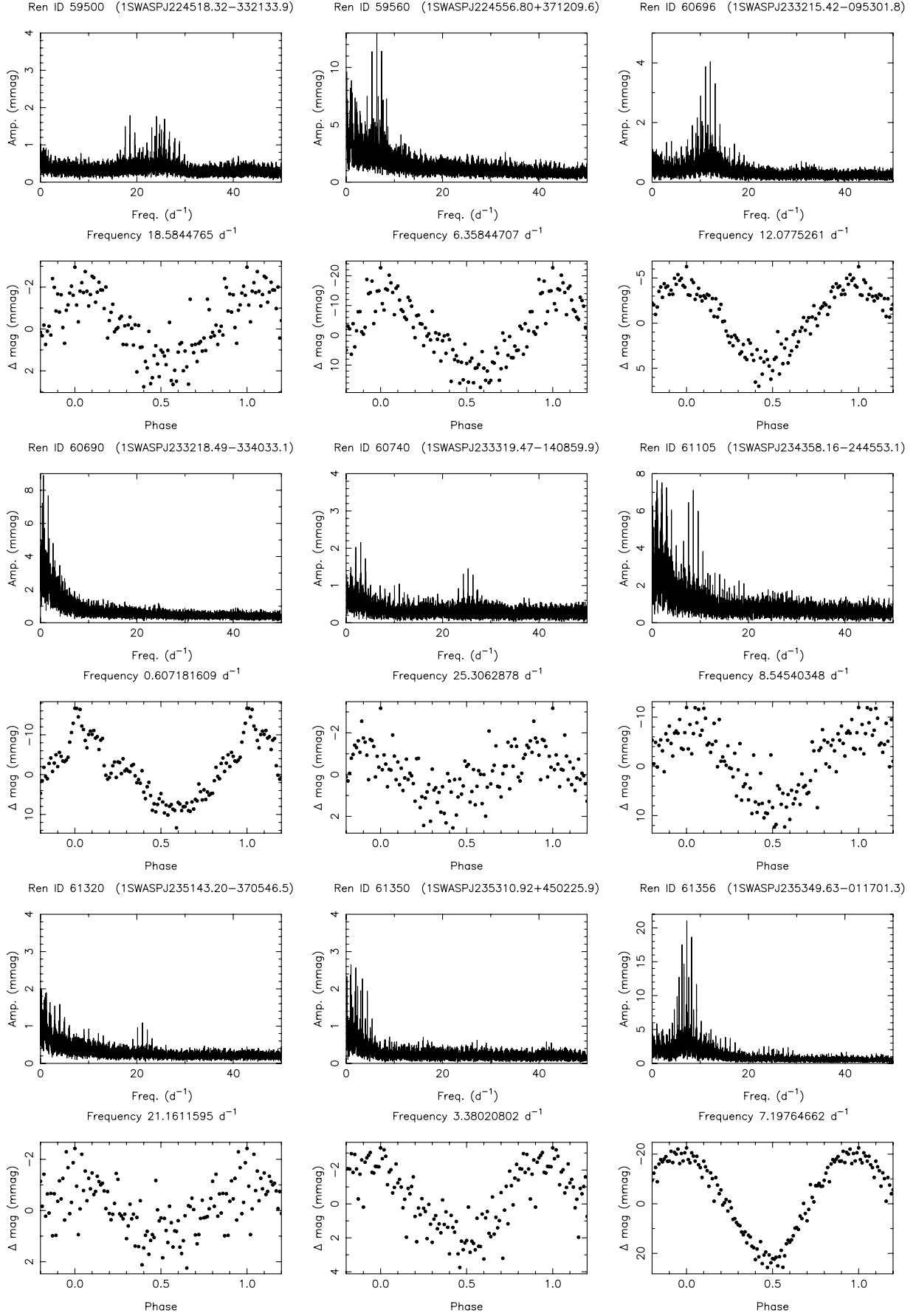


Fig. 1. continued.

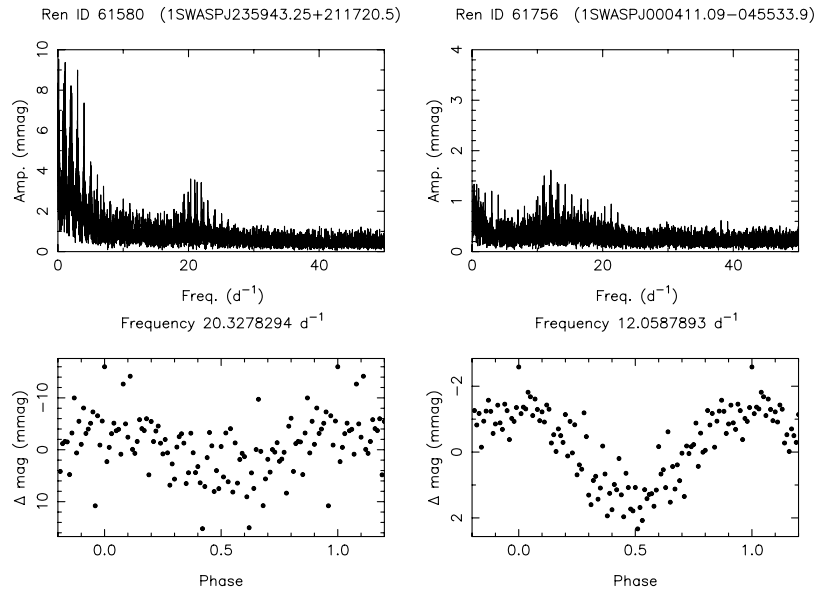


Fig. 1. continued.